

MINUTES OF COUNTY FINANCES
TREASURER'S REPORT
MONTHLY- JUNE 2019

IN THE MATTER OF COUNTY FINANCES
IN THE HANDS OF SEAN KENNEDY
TREASURER OF VICTORIA COUNTY, TEXAS

COMMISSIONERS' COURT
VICTORIA COUNTY, TEXAS
IN SPECIAL SESSION
REGULAR TERM JULY
2019

IN ACCORDANCE with Section 114.026, Local Government Code, we, the undersigned, constituting the entire Commissioners Court of said County, certify that on the 22nd day of July 2019, at the Special Session of a Regular Term of Court, we compared and examined the monthly report of Sean Kennedy, Treasurer of Victoria County, Texas, for June 2019, and finding the same correct, entered an order in the Minutes approving said Report, which states total cash and investments on hand as \$88,413,353.58


Ben Zeller, County Judge

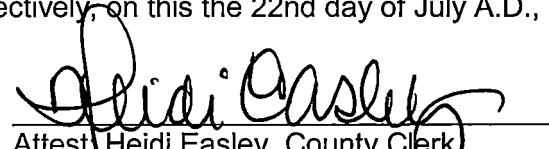

Danny Garcia, Commissioner Pct. 1

Absent
Kevin M. Janak, Commissioner Pct. 2

Absent
Gary Burns, Commissioner Pct. 3


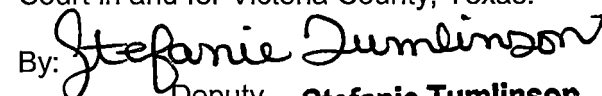

Clint C. Ives, Commissioner Pct. 4

SWORN TO AND SUBSCRIBED BEFORE ME, by Ben Zeller, County Judge, and County Commissioners of said Victoria County, each respectively, on this the 22nd day of July A.D., 2019.


Attest: Heidi Easley, County Clerk

FILED FOR RECORD THIS 22 DAY OF JULY A.D. 2019, and recorded on the 22 day of July, A.D. 2019.




Heidi Easley, County Clerk and
Ex-Officio Clerk of the Commissioners
Court in and for Victoria County, Texas.
By: 
Deputy **Stefanie Tumlinson**



MONTHLY REPORT OF

SEAN KENNEDY, COUNTY TREASURER

VICTORIA COUNTY, TEXAS

FOR THE MONTH OF JUNE 2019

This report is presented for the approval of the Commissioners' Court, in accordance with Vernon's Texas Codes Annotated, Local Government Code, Section 83.002 (a) (3), and Title 10, Chapter 2256, Government Code (Public Funds Investment Act), and is true and correct to the best of my knowledge and belief, according to the records of this office.


SEAN KENNEDY
COUNTY TREASURER

VICTORIA COUNTY
INVESTMENTS ON HAND
JUNE 30, 2019

FUND	INV. NO.	PURCH DATE	PAR AMOUNT	DESCRIPTION	MAT DATE	CALL DATE	NET YIELD	PURCH PRICE	INDIV FND AMOUNT	TOTAL INVESTMENT	MARKET PRICE	MARKET VALUE
<u>VICTORIA COUNTY</u>												
		10/19/2017	5,000,000	L.O.G.I.C. POOL			2.490%			5,183,291.48		5,183,291.48
				CERTIFICATE OF DEPOSIT			2.410%			8,004,000.00		8,004,000.00
				CASH ON HAND-COUNTY FUNDS			2.440%			23,201,064.48		23,201,064.48
				<u>TOTAL COUNTY FUNDS</u>						<u>36,388,355.96</u>		<u>36,388,355.96</u>
<u>CITIZENS MEDICAL CENTER</u>												
				L.O.G.I.C. POOL			0.000%			0.00		0.00
				CERTIFICATE OF DEPOSIT			0.000%			0.00		0.00
BANK BALANCE				CMC NURSING HOMES			2.440%			2,641,266.09		2,641,266.09
				CASH ON HAND-CITIZENS MEDICAL CENTER			2.440%			41,410,801.42		41,410,801.42
				<u>TOTAL HOSPITAL FUNDS</u>						<u>44,052,067.51</u>		<u>44,052,067.51</u>
<u>NAVIGATION DISTRICT</u>												
				CASH ON HAND 2015 CONSTRUCTION			2.440%			1,208,832.08		1,208,832.08
				CASH ON HAND 2015 INTEREST & SINKING			2.440%			26,618.50		26,618.50
				PROMOTION AND DEVELOPMENT FUND			2.440%			286,727.61		286,727.61
				CASH ON HAND-2012A/B INTEREST/SINKING			2.440%			25,345.88		25,345.88
BANK BALANCE				CASH ON HAND-NAVIGATION DISTRICT			2.440%			6,425,406.04		6,425,406.04
				<u>TOTAL NAVIGATION DIST FUNDS</u>						<u>7,972,930.11</u>		<u>7,972,930.11</u>
<u>SUMMARY TOTAL PORTFOLIO</u>												
				TOTAL COUNTY FUNDS						36,388,355.96	41.1571%	36,388,355.96
				TOTAL HOSPITAL FUNDS						44,052,067.51	49.8251%	44,052,067.51
BANK BALANCE				TOTAL NAVIGATION DISTRICT FUNDS						7,972,930.11	9.0178%	7,972,930.11
										<u>88,413,353.58</u>	100.00%	<u>88,413,353.58</u>
				CASH ON HAND - ALL FUNDS						75,226,062.10	85.08%	75,226,062.10
				PLEGGED SECURITIES - ALL FUNDS						105,691,706.69		106,212,922.65
				CERTIFICATES OF DEPOSIT						8,004,000.00	9.05%	8,004,000.00
				MONEY MKT MUTUAL FUNDS						0.00	0.00%	0.00
				L.O.G.I.C. POOL						5,183,291.48	5.86%	5,183,291.48
				GOVERNMENT SECURITIES						0.00	0.00%	0.00
				<u>TOTAL INVESTMENTS</u>						<u>13,187,291.48</u>	14.92%	<u>13,187,291.48</u>
				<u>TOTAL PORTFOLIO INCLUDING CASH</u>						<u>88,413,353.58</u>	100.00%	<u>88,413,353.58</u>

FUND ACCT. NO.	ACCOUNT NAME	CASH	INVESTMENTS
POOLED CASH - APCA			
=====			
001	101-2000 POOLED CASH	22,465,488.08	
001	101-2005 POOLED CASH-PAYROLL	0.00	
TOTAL 001-POOLED CASH - APCA		22,465,488.08	0.00

GENERAL FUND			
=====			
100	101-2000 CLAIM ON CASH-GENERAL FUND	15,033,476.70	
100	101-3000 VC CREDIT CARD CLEARING ACCT	15,018.80	
100	151-1003 CERTIFICATE OF DEPOSIT		8,004,000.00
100	151-1005 LOCAL GOVT. INVEST. COOP.		5,183,291.48
TOTAL 100-GENERAL FUND		15,048,495.50	13,187,291.48

EMERGENCY MGMT			
=====			
108	101-2000 CLAIM ON CASH-EMER MGMT	(231,434.77)	
TOTAL 108-EMERGENCY MGMT		(231,434.77)	0.00

LEPC FUND			
=====			
109	101-2000 CLAIM ON CASH-LEPC	9,325.60	
TOTAL 109-LEPC FUND		9,325.60	0.00

J. P. SPECIAL FUND			
=====			
110	101-2000 CLAIM ON CASH-J.P. SPECIAL FD	258.36	
TOTAL 110-J.P. SPECIAL FUND		258.36	0.00

CO CLERK ARCHIVE FEE FD			
=====			
119	101-2000 CLAIM ON CASH-CO CLK ARCHIVE	180,125.67	
TOTAL 119-CO CLERK ARCHIVE FEE FD		180,125.67	0.00

FUND ACCT. NO.	ACCOUNT NAME	CASH	INVESTMENTS
RECORDS MANAGEMENT FUND =====			
120 101-2000	CLAIM ON CASH-RECORD MGMT	78,951.74	
TOTAL 120-RECORDS MANAGEMENT FUND		78,951.74	0.00
COURTHOUSE SECURITY FUND =====			
121 101-2000	CLAIM ON CASH-CRTHSE SECURITY	77,570.02	
TOTAL 121-COURTHOUSE SECURITY FUND		77,570.02	0.00
JUSTICE CT BLDG SECURITY =====			
122 101-2000	CLAIM ON CASH-JP CRT BLD SECUR	38,876.10	
TOTAL 122-JUSTICE CT BLDG SECURITY		38,876.10	0.00
DIST. CLERK RECORDS MGMT =====			
123 101-2000	CLAIM ON CASH-DIST CLK REC MGT	5,250.53	
TOTAL 123-DIST. CLERK RECORD MGMT		5,250.53	0.00
PATRIOT PARK DONATION FD =====			
140 101-2000	CLAIM ON CASH-PATRIOT PRK DON	2,051.56	
TOTAL 140-PATRIOT PARK DONATION FD		2,051.56	0.00
SHERIFF'S SPECIAL FUND =====			
150 101-2000	CLAIM ON CASH-SHERIFFS SPECIAL	0.00	
150 101-3000	PROPERTY TAX SALE ACCOUNT	27,579.02	
TOTAL 150-SHERIFF'S SPECIAL FUND		27,579.02	0.00
CLERK'S SPECIAL FUND =====			
160 101-2000	CLAIM ON CASH-CLERKS SPECIAL	85.00	
TOTAL 160-CLERK'S SPECIAL FUND		85.00	0.00

FUND ACCT. NO.	ACCOUNT NAME	CASH	INVESTMENTS
GULF/MEXICO ENERGY SEC =====			
195 101-2000	CLAIM ON CASH-GULF MEXICO ENGY	353,347.37	
TOTAL 195-GULF/MEXICO ENERGY SEC.		353,347.37	0.00
FEMA HAZARD MIT FUND =====			
197 101-2000	CLAIM ON CASH-FEMA HAZARD MIT	0.00	
TOTAL 197- FEMA HAZARD MIT. FD		0.00	0.00
HURRICANE HARVEY DR#4332 =====			
198 101-2000	CLAIM ON CASH-HURRICANE HARVEY	(574,182.45)	
198 101-3000	CLAIM ON CASH/GRANT FUND	0.00	
TOTAL 198-HURRICANE HARVEY DR#4332		(574,182.45)	0.00
TXDOT MCCOY RD RECONST =====			
199 101-2000	CLAIM ON CASH-TXDOT MCCOY RD	0.00	
TOTAL 199-TXDOT MCCOY RD RECONST		0.00	0.00
ROAD AND BRIDGE FUND/PCT =====			
201 101-2000	CLAIM ON CASH-R&B PCT #1	783,241.32	
TOTAL 201-ROAD & BRIDGE FUND PCT 1		783,241.32	0.00
ROAD AND BRIDGE FUND/PCT =====			
202 101-2000	CLAIM ON CASH-R&B PCT #2	1,275,882.20	
TOTAL 202-ROAD & BRIDGE FUND PCT 2		1,275,882.20	0.00
ROAD AND BRIDGE FUND/PCT =====			
203 101-2000	CLAIM ON CASH-R&B PCT #3	1,973,393.28	
TOTAL 203-ROAD & BRIDGE FUND PCT 3		1,973,393.28	0.00

FUND ACCT. NO.	ACCOUNT NAME	CASH	INVESTMENTS
ROAD AND BRIDGE FUND/PCT			
=====			
204 101-2000	CLAIM ON CASH-R&B PCT #4	880,330.62	
TOTAL 204-ROAD & BRIDGE FUND PCT 4		880,330.62	0.00

CAPITAL CREDITS FUND			
=====			
215 101-2000	CLAIM ON CASH-CAPITAL CREDITS	127,442.08	
TOTAL 215-CAPITAL CREDITS FUND		127,442.08	0.00

JUVENILE RESTITUTION			
=====			
221 101-2000	CLAIM ON CASH-JUVEN.RESTITUT.	134.52	
TOTAL 221-JUVENILE RESTITUTION		134.52	0.00

JUVENILE PROBATION FUND			
=====			
231 101-2000	CLAIM ON CASH-JUVEN PROBAT.	(185,209.34)	
TOTAL 231-JUVENILE PROBATION PD		(185,209.34)	0.00

DRUG COURTS PROGRAMS			
=====			
240 101-2000	CLAIM ON CASH-DRUG CRT PROG	16,806.58	
TOTAL 240-DRUG COURTS PROGRAM		16,806.58	0.00

24TH JUDICIAL DIST PROB			
=====			
241 101-2000	CLAIM ON CASH-24 JUD DIST PROB	0.00	
TOTAL 241-24TH JUDICIAL DIST. PROB		0.00	0.00

JUSTICE TECHNOLOGY FUND			
=====			
281 101-2000	CLAIM ON CASH-JUSTICE TECH.	25,989.86	
TOTAL 281-JUSTICE TECHNOLOGY FD.		25,989.86	0.00

FUND ACCT. NO.	ACCOUNT NAME	CASH	INVESTMENTS
FAMILY PROTECTION FEE FD =====			
282 101-2000	CLAIM ON CASH-FAM PROTECT FEE	2,705.00	
TOTAL 282-FAMILY PROTECTION FEE FD		2,705.00	0.00
CO/DIST TECHNOLOGY FD =====			
283 101-2000	CLAIM ON CASH-CO/DIST TECHNOL	33,963.12	
TOTAL 283-CO/DIST TECHNOLOGY FD		33,963.12	0.00
CDA PROCESSING FEE FUND =====			
300 101-2000	CLAIM ON CASH-CDA PROCESS FEE	876.42	
TOTAL 300-CDA PROCESSING FEE FUND		876.42	0.00
BOND FORFEITURE COMM =====			
301 101-2000	CLAIM ON CASH-BOND FORFEITURE	21,687.80	
TOTAL 301-BOND FORFEITURE COMM		21,687.80	0.00
CDA STATE JUDICIARY FUND =====			
302 101-2000	CLAIM ON CASH-CDA STATE JUD.	8,174.12	
TOTAL 302-CDA STATE JUDICIARY FUND		8,174.12	0.00
CDA VICTIMS ASSISTANCE GR =====			
305 101-2000	CLAIM ON CASH-CDA VICTIMS ASST	(26,574.22)	
TOTAL 305-CDA VICTIMS ASSIST GRANT		(26,574.22)	0.00
VICTIM COORD/LIASON GNT =====			
306 101-2000	CLAIM ON CASH-SO VICT COORD	(14,020.94)	
TOTAL 306-VICTIM COORD/LIASON GNT		(14,020.94)	0.00

FUND ACCT. NO.	ACCOUNT NAME	CASH	INVESTMENTS
SCAAP PROGRAM			
=====			
307 101-2000	CLAIM ON CASH	0.00	
TOTAL 307-SCAAP PROGRAM		0.00	0.00

TEXAS VINE GRANT			
=====			
308 101-2000	CLAIM ON CASH-TX VINE GRANT	0.00	
TOTAL 308-TEXAS VINE GRANT		0.00	0.00

4/H ACTIVITY CENTER			
=====			
310 101-2000	CLAIM ON CASH-4/H ACTIVITY CNT	7,948.71	
TOTAL 310-4/H ACTIVITY CENTER		7,948.71	0.00

AIRPORT FUND			
=====			
321 101-2000	CLAIM ON CASH-AIRPORT FUND	13,891.92	
321 101-3000	CASH IN BANK/AIRPORT DRAFTING	110,760.07	
321 151-1000	TREASURY BILLS		0.00
321 151-1001	TEXPOOL INVESTMENTS		0.00
321 151-1005	LOCAL GOVT. INVEST COOP		0.00
TOTAL 321-AIRPORT FUND		124,651.99	0.00

AIRPORT GRANT FUND			
=====			
322 101-2000	CLAIM ON CASH-AIRPORT GRANT	(105,169.06)	
TOTAL 322-AIRPORT GRANT FUND		(105,169.06)	0.00

AIRPORT CAPITAL PROJECTS			
=====			
323 101-2000	CLAIM ON CASH-AIRP CAPITAL PRO	20,715.00	
TOTAL 323-AIRPORT CAPITAL PROJECTS		20,715.00	0.00

FUND ACCT. NO.	ACCOUNT NAME	CASH	INVESTMENTS
SPECIAL SERVICE FUND			
=====			
330 101-2000	CLAIM ON CASH-SPECIAL SERVICE	432,337.27	
TOTAL 330-SPECIAL SERVICE FUND		432,337.27	0.00

STONEGARDEN GRANT			
=====			
336 101-2000	CLAIM ON CASH-STONEGARDEN GNT	(175,797.06)	
TOTAL 336-STONEGARDEN 2010SST0-0008		(175,797.06)	0.00

JAG-LESS LETHAL FORCE			
=====			
337 101-2000	CLAIM ON CASH-JAG LESS LETHAL	0.00	
TOTAL 337-JAG-LESS LETHAL FORCE		0.00	0.00

BYRNE JAG PROGRAM			
=====			
339 101-2000	CLAIM ON CASH-BYRNE JAG PROG	0.00	
TOTAL 339- BYRNE JAG PROGRAM		0.00	0.00

HIGH INTENSITY DRUG TRAF			
=====			
340 101-2000	CLAIM ON CASH-HIGH INTENSITY	(9,208.90)	
TOTAL 340-HIGH INTENSITY DRUG TRAFF		(9,208.90)	0.00

GCRPC SOLID WASTE GRANT			
=====			
341 101-2000	CLAIM ON CASH-GCRPC SOLID WAST	0.00	
TOTAL 341-GCRPC SOLID WASTE GRNT		0.00	0.00

RIFLE RESIT BODY ARM GNT			
=====			
343 101-2000	CLAIM ON CASH-RIFLE RESIT BODY	0.00	
TOTAL 343-RIFLE RESIT BODY ARMOR GN		0.00	0.00

FUND ACCT. NO.	ACCOUNT NAME	CASH	INVESTMENTS
FIREFIGHTERS GRANT			
=====			
344 101-2000	CLAIM ON CASH-FIREFIGHTERS GNT	0.00	
TOTAL 344-FIREFIGHTERS GRANT		0.00	0.00

FERAL HOG GRANT			
=====			
345 101-2000	CLAIM ON CASH-FERAL HOG GRANT	0.00	
TOTAL 345-FERAL HOG GRANT		0.00	0.00

TXCDBG WCID1 BLOOMINGTON			
=====			
346 101-2000	CLAIM ON CASH-WCID1 BLOOMING	(132,641.75)	
TOTAL 346-TXCDBG GNT-WCID1 BLOOM.		(132,641.75)	0.00

STATE FEE ACCOUNT			
=====			
350 101-2000	CLAIM ON CASH-STATE FEE FD	239,828.68	
TOTAL 350-STATE FEE ACCOUNT		239,828.68	0.00

MENTAL HLTH PEACE OFF FD			
=====			
356 101-2000	CLAIM ON CASH-MENTAL SO/GB	(29,866.01)	
TOTAL 356-MENTAL HEALTH PEACE OFF		(29,866.01)	0.00

BISD SCHOOL RESOURCE OFF			
=====			
358 101-2000	CLAIM ON CASH-BISD SCHL RESOUR	(12,730.39)	
TOTAL 358-BISD SCHOOL RESOURCE OFF		(12,730.39)	0.00

SHERIFF'S FORFEITURE FD			
=====			
360 101-2000	CLAIM ON CASH-SHERIFF FORFEIT	370,136.48	
360 151-1001	TEXPOOL INVESTMENTS		0.00
360 151-1005	LOCAL GOVT. INVEST. COOP.		0.00
TOTAL 360-SHERIFF'S FORFEITURE FUND		370,136.48	0.00

JUNE 30TH, 2019

FUND	ACCT. NO.	ACCOUNT NAME	CASH	INVESTMENTS
SHERIFF'S DONATION FUND =====				
361	101-2000	CLAIM ON CASH-SHERIFF DONATION	256.63	
TOTAL 361-SHERIFF'S DONATION FUND			256.63	0.00
SHER DOJ FEDERAL FORFEIT =====				
362	101-2000	CLAIM ON CASH-SO DOJ FED FORFE	299,994.16	
TOTAL 362-SHERIFF DOJ FED. FORFEIT.			299,994.16	0.00
CDA CONTRABAND FORFEITURE =====				
370	101-2000	CLAIM ON CASH-CDA CONTRA FORF	642,160.95	
370	151-1005	LOCAL GOVT. INVEST. COOP.		0.00
TOTAL 370-CDA CONTRABAND FORFEITURE			642,160.95	0.00
CDA DOJ EQUITABLE SHARE =====				
371	101-2000	CLAIM ON CASH-CDA DOJ EQUIT	1,086.39	
TOTAL 371-CDA DOJ EQUITABLE SHARE			1,086.39	0.00
SHERIFF DOT FEDERAL FORF. =====				
372	101-2000	CLAIM ON CASH-SO DOT FED FORF.	83,081.76	
TOTAL 372-SHERIFF DOT FEDERAL FORF			83,081.76	0.00
SHERIFF COMMISSARY FUND =====				
380	101-2000	CLAIM ON CASH-SHER. COMMISSARY	262,073.59	
TOTAL 380-SHERIFF COMMISSARY FUND			262,073.59	0.00
JUVENILE COMMISSARY FUND =====				
390	101-2000	CLAIM ON CASH-JUV COMMISSARY	7,176.61	
TOTAL 390-JUVENILE COMMISSARY FUND			7,176.61	0.00

FUND ACCT. NO.	ACCOUNT NAME	CASH	INVESTMENTS
VISD SRO REIMBURSEMENT =====			
395 101-2000	CLAIM ON CASH-VISD SRO REIMB	(195,507.28)	
	TOTAL 395-VISD SRO REIMBURSEMENT	(195,507.28)	0.00
HEALTH INSURANCE FUND =====			
410 101-2000	CLAIM ON CASH-HEALTH INSUR	(229,619.81)	
410 101-3000	CASH IN BANK/BOON CHAPMAN	1,348.29	
	TOTAL 410-HEALTH INSURANCE FUND	(228,271.52)	0.00
EMPLOYEE BENEFIT FUND =====			
420 101-2000	CLAIM ON CASH-EMPLOYEE BENEF	3,369.31	
	TOTAL 420-EMPLOYEE BENEFIT FUND	3,369.31	0.00
ELECTIONS ADM SPECIAL =====			
450 101-2000	CLAIM ON CASH-ELECT ADM SPEC	(11,560.61)	
	TOTAL 450-ELECTIONS ADM SPECIAL	(11,560.61)	0.00
ELECTIONS CHAPTER 19 =====			
457 101-2000	CLAIM ON CASH-ELECT CHAPT 19	(489.00)	
	TOTAL 457-ELECTIONS CHAPTER 19 PD	(489.00)	0.00
TAX ASSESSOR SPECIAL =====			
499 101-3000	FVNB SPECIAL INVENTORY ACCT.	521,323.37	
	TOTAL 499-TAX ASSESSOR SPECIAL	521,323.37	0.00
HISTORICAL COMMISSION =====			
500 101-2000	CLAIM ON CASH-HISTORICAL COMM	21,103.07	
	TOTAL 500-HISTORICAL COMMISSION	21,103.07	0.00

FUND ACCT. NO.	ACCOUNT NAME	CASH	INVESTMENTS
CHILD WELFARE BOARD =====			
515 101-2000	CLAIM ON CASH-CHILD WELFARE BD	26,336.63	
TOTAL 515-CHILD WELFARE BOARD		26,336.63	0.00
REBUILD TEXAS FUND =====			
550 101-2000	CLAIM ON CASH-REBUILD TX FUND	674,231.00	
TOTAL 550-REBUILD TEXAS FUND		674,231.00	0.00
DEBT SERVICE =====			
700 101-2000	CLAIM ON CASH-DEBT SERVICE	704,673.15	
TOTAL 700-DEBT SERVICE		704,673.15	0.00
LAW LIBRARY FUND =====			
720 101-2000	CLAIM ON CASH-LAW LIBRARY FD	54,889.72	
TOTAL 720-LAW LIBRARY FUND		54,889.72	0.00
VICTORIA HEALTH DEPT =====			
800 101-2000	CLAIM ON CASH-HEALTH DEPT	(301,583.91)	
800 101-3000	CASH IN BANK/HLTH 340B DRAFT.	1,407.73	
TOTAL 800-VICTORIA HEALTH DEPT.		(300,176.18)	0.00
TX A&M UNIV HLTH SCIENCE =====			
801 101-2000	CLAIM ON CASH-TX A&M HLTH SCI	12,841.07	
TOTAL 801-TX A&M UNIV HLTH SCIENCE		12,841.07	0.00
MEDICAID ADM CLAIM FD =====			
802 101-2000	CLAIM ON CASH-MEDICAID ADM CLM	32,045.86	
TOTAL 802-MEDICAID ADM CLAIMS FD		32,045.86	0.00

FUND ACCT. NO:	ACCOUNT NAME	CASH	INVESTMENTS
TEXAS HOME VISITING GNT			
=====			
803 101-2000	CLAIM ON CASH-TX HOME VISITING	(80,632.40)	
TOTAL 803-TEXAS HOME VISITING GRANT		(80,632.40)	0.00

HOGG FOUNDATION GRANT			
=====			
804 101-2000	CLAIM ON CASH-HOGG FOUNDAT.	10,665.13	
TOTAL 804-HOGG FOUNDATION GNT		10,665.13	0.00

HURRICANE PUBLIC HLTH GNT			
=====			
805 101-2000	CLAIM ON CASH-HURRICANE PUBLIC	(35,992.57)	
TOTAL 805-HURRICANE PUBLIC HLTH GNT		(35,992.57)	0.00

VICTORIA WIC PROGRAM			
=====			
810 101-2000	CLAIM ON CASH-WIC PROGRAM	(111,762.90)	
TOTAL 810-VICTORIA WIC PROGRAM		(111,762.90)	0.00

NAVARRO PROJECT FUND			
=====			
845 101-2000	CLAIM ON CASH-NAVARRO LEASE	0.00	
845 101-3000	CASH/BK NY/INTEREST	0.00	
845 101-3001	CASH/BK NY/PRINCIPAL	0.00	
845 101-3002	CASH/BK NY/PROJECT	0.00	
845 101-3003	CASH/BK NY/RESERVE (2017)	0.00	
845 151-1001	MONEY MARKET MUTUAL FDS		0.00
845 151-1002	GOVERNMENT SECURITIES		0.00
845 151-1006	INVESTORS CASH TRUST		0.00
TOTAL 845-NAVARRO PROJECT FUND		0.00	0.00

FLEXIBLE BENEFITS PLAN			
=====			
870 101-2000	CASH-FLEX BEN-DENTAL,LIFE,VSN	14,339.24	
870 101-3000	CASH IN BANK/PROSPERITY BANK	58,139.12	
TOTAL 870-FLEXIBLE BENEFITS PLAN		72,478.36	0.00

FUND ACCT. NO.	ACCOUNT NAME	CASH	INVESTMENTS
LEOSE FUND			
=====			
880 101-2000	CLAIM ON CASH-LEOSE FUND	64,343.55	-----
TOTAL 880-LEOSE FUND		64,343.55	0.00
		-----	-----
		-----	-----
TOTAL CASH AND INVESTMENTS		45,666,552.56	13,187,291.48
		=====	=====
*** END OF REPORT ***			
Pooled Cash		(22,465,488.08)	13,187,291.48
		-----	-----
		23,201,064.48	13,187,291.48

FUND ACCT. NO.	ACCOUNT NAME	CASH	INVESTMENTS
VICTORIA COUNTY HOSPITAL			
=====			
820 101-1000	HOSPITAL FUND	30,604,122.57	
820 101-2004	CMC 125 PLAN	132,772.83	
820 101-3000	CMC ACCTS PAYABLE	(489,295.80)	
820 101-4000	CMC PAYROLL	691.06	
820 101-4100	CMC MEDICAL PROFESS #214125768	100.00	
820 101-4105	CMC MEDICAL PROFESS #217301213	8,682,748.09	
820 101-4200	CMC WEIGHT MANAGEMENT CNTR	422,114.15	
820 101-4300	CMC HOME HEALTH AGENCY	2,059,867.61	
820 101-5001	ARBORETUM NURSE /REHAB/WINNIE	0.00	
820 101-5002	MATAGORDA NURSING & REHAB	183,801.86	
820 101-5003	TWIN PINES NURSING & REHAB	545,826.96	
820 101-5004	SHADY OAKS NURSING & REHAB	76,659.38	
820 101-5005	AMISTAD NURSING & REHAB	0.00	
820 101-5006	GANADO NURSING & REHAB	139,233.77	
820 101-5007	CUERO NURSING & REHAB	0.00	
820 101-5008	STEVENS NURSE & REHAB/HALLETTS	1,089.45	
820 101-5009	PORT LAVACA NURSING & REHAB	0.00	
820 101-5010	SOUTHBROOKE NURSING & REHAB	0.00	
820 101-5011	WHARTON NURSING & REHAB	0.00	
820 101-5012	YOAKUM NURSING & REHAB	0.00	
820 101-5100	CUERO NURSING & REHAB-HUD	215,182.79	
820 101-5105	STEVENS NURSE & REHAB-HUD	157,373.87	
820 101-5110	PORT LAVACA NURSE & REHAB-HUD	238,702.86	
820 101-5115	SOUTHBROOKE NURSE&REHAB-HUD	228,060.88	
820 101-5120	WHARTON NURSING& REHAB-HUD	264,719.83	
820 101-5125	YOAKUM NURSING & REHAB-HUD	588,295.35	
820 101-5130	MATAGORDA NURSING & REHAB-HUD	0.00	
820 151-1004	CERTIFICATES OF DEPOSIT		0.00
820 151-1005	LOCAL GOVT. INVEST. COOP.		0.00
TOTAL 820-VICTORIA COUNTY HOSPITAL		44,052,067.51	0.00
		-----	-----
		-----	-----
TOTAL CASH AND INVESTMENTS		44,052,067.51	0.00
		=====	=====

*** END OF REPORT ***

INTEREST EARNED STATEMENT
JUNE 2019

FUND	FUND NAME	2016	2017	2018	2019 YR TO DATE	CURRENT MONTH
100	GENERAL FUND	141,158.01	241,299.13	466,648.37	354,998.91	60,262.83
200	ROAD & BRIDGE FUND	25,906.60	45,426.58	75,845.46	71,346.45	10,373.63
700	DEBT SERVICE	2,957.82	5,097.08	10,491.55	9,222.07	1,397.30
770	CAPITAL PROJECTS	8745.15	471.42	0.00	0.00	0.00
	Sub-Total Budgeted Funds	178,767.58	292,294.21	552,985.38	435,567.43	72,033.76
119	CLERK'S ARCHIVE	907.32	2307.04	5551.35	2,870.53	353.22
150	TAX SALES	0.00	0.00	0.00	239.02	54.16
240	DRUG COURTS PROGRAM	82.26	173.24	256.25	176.50	33.66
300	CDA PROCESSING FEE	71.58	59.85	168.15	54.45	4.23
310	4-H ACTIVITY CENTER	75.33	116.80	120.37	84.88	15.88
320	AIRPORT DRAFTING	0.00	0.00	0.00	351.11	0.00
321	AIRPORT	452.30	1122.56	2244.67	2,608.98	330.55
330	SPECIAL SERVICE	4351.37	7514.85	9596.57	5,742.90	955.66
360	SHERIFF'S FORFEITURE	438.82	2052.00	7251.10	4,767.45	738.08
361	SHERIFF'S DONATION	0.00	5.80	8.47	3.54	0.51
362	SHERIFF'S DOJ	0.00	2997.98	4965.25	3,581.71	597.34
370	CDA CONTRABAND FORFEIT.	1762.99	4715.79	10490.95	7,182.49	1,257.34
371	CDA DOJ EQUITABLE SHARE	5.20	9.53	17.69	12.96	2.16
372	SHERIFF DOT FED FORFEIT	496.00	1241.51	1369.73	990.71	165.42
380	SHERIFF COMMISSARY	994.68	2205.77	3954.32	3,111.18	531.61
390	JUVENILE COMMISSARY	31.55	59.50	112.82	84.53	14.21
410	HEALTH INSURANCE	1165.44	1713.18	9542.34	1,348.29	196.03
450	ELECTION ADMINISTRATOR	25.19	133.05	255.79	245.21	0.00
499	TAX ASSESSOR SPECIAL	1286.14	3661.65	8572.46	4,088.78	903.87
500	HISTORICAL COMMISSION	101.10	220.43	406.58	259.71	42.53
800	HEALTH DEPT DRAFTING	0.00	62.08	179.54	219.92	9.74
870	FLEXIBLE BENEFIT PLAN	75.17	294.02	817.46	692.23	109.48
820	HOSPITAL	232331.08	367951.98	522103.44	354,970.69	55,176.58
820	CMC 125 PLAN	314.75	1,093.16	2,738.71	1,905.89	282.99
830	CMC ACCOUNTS PAYABLE	8506.89	13,044.15	19,037.56	10,853.61	1,592.54
840	CMC PAYROLL	2244.93	3,472.13	6,975.28	4,639.07	691.06
820	CMC MEDICAL PROFESSIONAL	23236.23	59,584.77	79,628.52	75,368.26	16,468.87
820	CMC HOME HEALTH	0.00	1,525.34	15,579.84	20,803.61	3,965.60
820	CMC WEIGHT MGMT	0.00	1,968.76	6,202.93	4,826.51	830.61
820	CMC NURSING HOMES	3072.85	9,234.03	25,035.19	17,493.94	3,268.64
950	NAVIGATION DISTRICT	16176.19	33,379.58	85,119.55	77,324.22	13,201.21
950	NAVIG CONSTRUCTION 2012A	0.26	0.89	1.98	0.23	0.00
950	NAVIG. CONSTRUCTION 2015	40712.19	69,060.52	126,550.67	65,726.11	5,723.64
950	NAVIG 2012A/B INT& SINKING	1042.11	2,899.92	6,909.40	6,428.41	50.15
950	NAVIG. INTEREST & SINKING	33.22	29.89	25.76	2.84	0.00
	TOTAL	518,760.72	886,205.96	1,514,776.07	1,114,627.90	179,601.33