



County of Victoria

Telephone (361) 575-8588

Fax (361) 576-4912

115 N. Bridge St., Suite 241

Victoria, TX 77901

skennedy@vctx.org

Sean Kennedy, CIO
County Treasurer

October 26, 2015

Honorable Judge Ben Zeller
Victoria County Commissioners' Court

Chapter 2256.023, Government Code (The Public Funds Investment Act), requires the investment officer of each local government to submit to its governing body a quarterly report of investment transactions.


The attached report details investments for Victoria County, Citizens Medical Center and Victoria County Navigation District for the quarter ending September 30, 2015.

Combined portfolios total \$104,823,948.67 and have been managed with an emphasis on safety, liquidity and yield. The portfolio for the quarter remains unchanged from last quarter with 100.00% in cash with an average interest rate of .50%.

Federal Reserve Bank has not changed the Fed Fund interest rate this quarter. The outlook is for the Fed Fund interest rate to remain stable for now with a possible increase by the end of this year. Investment cash accounts at Prosperity Bank earn .50%

Pledged collateral of bank deposits held by Prosperity Bank is closely monitored and was above the limits required by our depository contract.

Respectfully submitted,


Sean Kennedy, CIO
Victoria County Treasurer

VICTORIA COUNTY INVESTMENT REPORT QUARTER ENDED
 SEPTEMBER 30, 2015

FUND	PURCH DATE	ORIGINAL FACE	CURRENT FACE	DESCRIPTION	MAT DATE	Call Date	NET YIELD	PURCH PRICE	BEGINNING BOOK VALUE	BEGINNING MARKET VALUE	ENDING BOOK VALUE	ENDING MARKET VALUE
VICTORIA COUNTY												
		0	0	Certificate of Deposit			0.000%	0.00	0.00	0.00	0.00	0.00
		0	0	Certificate of Deposit			0.000%		0.00	0.00	0.00	0.00
				Gov't Agencies, Disc Notes					0.00	0.00	0.00	0.00
		<u>0</u>	<u>0</u>	TOTAL INVESTMENTS					<u>0.00</u>	<u>0.00</u>	<u>0.00</u>	<u>0.00</u>
				COUNTY FUNDS INVESTED					0.00	0.00	0.00	0.00
				CASH ON HAND			0.500%		<u>38,437,838.38</u>		<u>31,995,756.37</u>	
				TOTAL					<u>38,437,838.38</u>		<u>31,995,756.37</u>	
CITIZENS MEDICAL CENTER												
				LOGIC POOL			0.000%		0.00	0.00	0.00	0.00
		0	0	Certificate of Deposit			0.000%	0.00	0.00	0.00	0.00	0.00
		0	0	Certificate of Deposit			0.000%	0.00	0.00	0.00	0.00	0.00
		0	0	Certificate of Deposit			0.000%	0.00	0.00	0.00	0.00	0.00
		0	0	Certificate of Deposit			0.000%	0.00	0.00	0.00	0.00	0.00
		<u>0</u>	<u>0</u>	TOTAL INVESTMENTS					<u>0.00</u>	<u>0.00</u>	<u>0.00</u>	<u>0.00</u>
				HOSPITAL FUNDS INVESTED					0.00	0.00	0.00	0.00
				CASH ON HAND			0.500%		<u>68,209,332.24</u>		<u>57,650,019.79</u>	
				TOTAL					<u>68,209,332.24</u>		<u>57,650,019.79</u>	
NAVIGATION DISTRICT												
				LOGIC POOL - BOND FUND			0.000%		0.00	0.00	0.00	0.00
				LOGIC POOL - OPERATING FUND			0.000%		0.00	0.00	0.00	0.00
		0	0	Certificate of Deposit			0.000%	0.00	0.00	0.00	0.00	0.00
		0	0	Certificate of Deposit			0.000%	0.00	0.00	0.00	0.00	0.00
		0	0	Certificate of Deposit			0.000%	0.00	0.00	0.00	0.00	0.00
		0	0	Certificate of Deposit			0.000%	0.00	0.00	0.00	0.00	0.00
		<u>0</u>	<u>0</u>	TOTAL INVESTMENTS					<u>0.00</u>	<u>0.00</u>	<u>0.00</u>	<u>0.00</u>
				NAVIGATION DISTRICT INVESTMENTS					0.00	0.00	0.00	0.00
BANK BALANCE - NOT BOOK BALANCE				CASH ON HAND			0.500%		<u>5,565,480.20</u>		<u>15,178,172.51</u>	
				TOTAL					<u>5,565,480.20</u>		<u>15,178,172.51</u>	

VICTORIA COUNTY INVESTMENT REPORT QUARTER ENDED
 SEPTEMBER 30, 2015

FUND	PURCH DATE	ORIGINAL FACE	CURRENT FACE	DESCRIPTION	MAT DATE	Call Date	NET YIELD	PURCH PRICE	BEGINNING BOOK VALUE	BEGINNING MARKET VALUE	ENDING BOOK VALUE	ENDING MARKET VALUE
		0	0	GRAND TOTAL INVESTMENTS					0.00	0.00	0.00	0.00

CASH & INVESTMENT SUMMARY BY FUND

TOTAL COUNTY FUNDS
 TOTAL HOSPITAL FUNDS
 TOTAL NAVIGATION DISTRICT FUNDS

JULY 1, 2015

SEPTEMBER 30, 2015

34.2545% 38,437,838.38
 60.7858% 68,209,332.24
 4.9598% 5,565,480.20
 100.00% 112,212,650.82

31,995,756.37 30.5233%
 57,650,019.79 54.9970%
 15,178,172.51 14.4797%
 104,823,948.67 100.00%

Above totals include cash.

Above totals include cash.

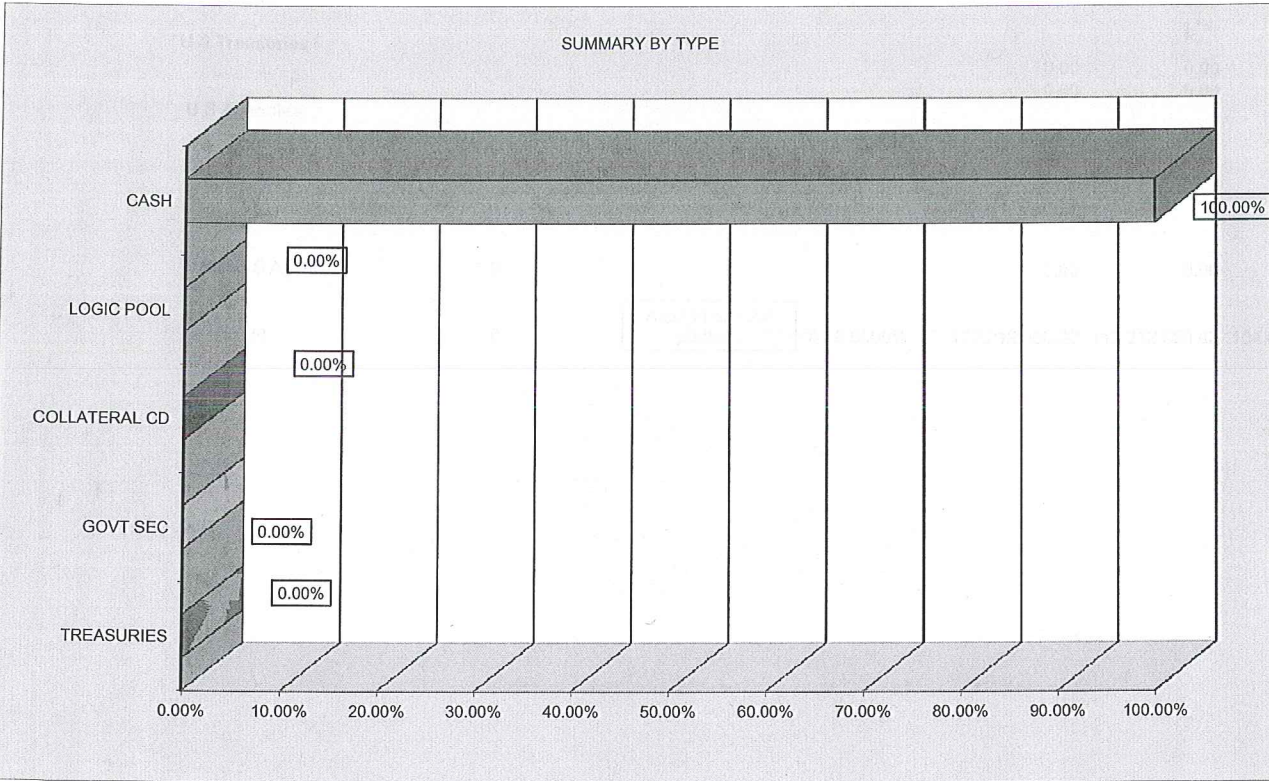
INVESTMENT SUMMARY BY TYPE

TREASURIES
 GOVERNMENT SECURITIES
 CERTIFICATES OF DEPOSIT
 LOGIC POOL
 TOTAL INVESTMENT OTHER THAN CASH
 TOTAL CASH

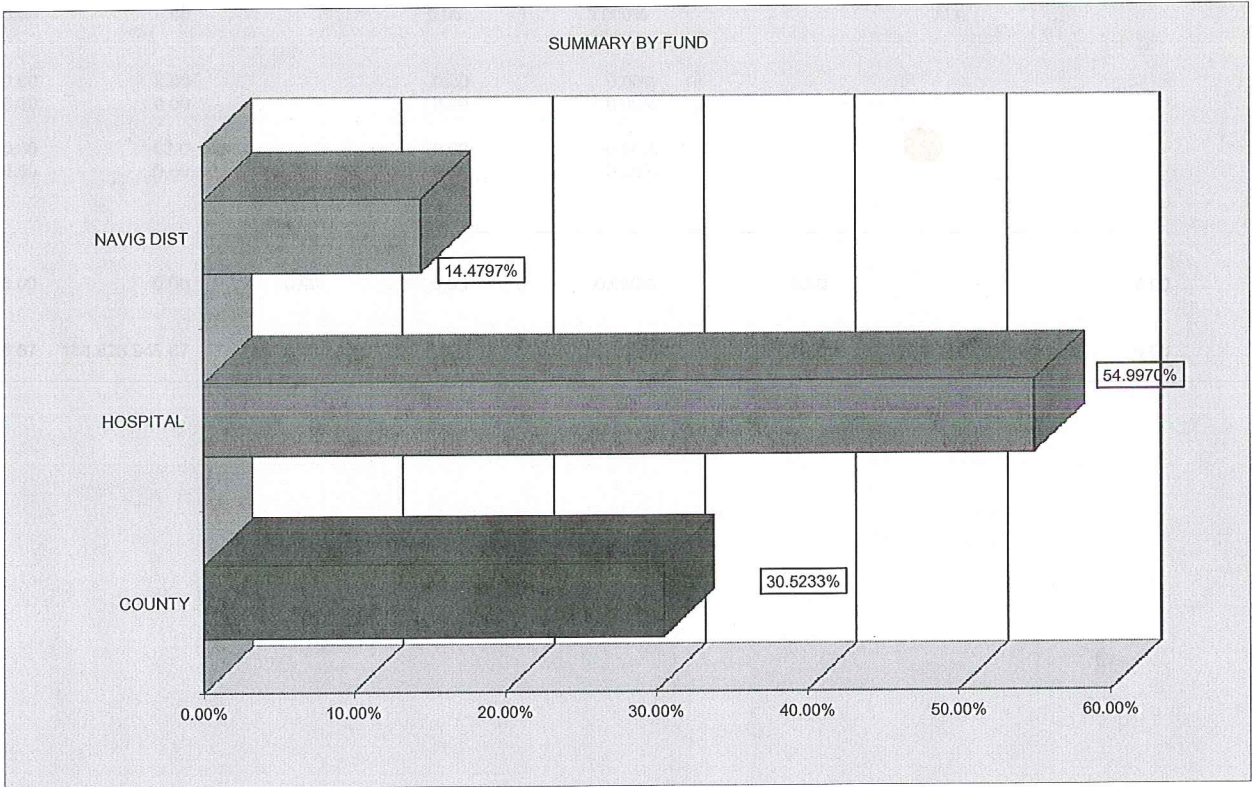
0.0000% 0.00
 0.0000% 0.00
 0.0000% 0.00
 0.0000% 0.00
 0.0000% 0.00
 100.0000% 112,212,650.82
 100.00% 112,212,650.82

0.00 0.0000%
 0.00 0.0000%
 0.00 0.0000%
 0.00 0.0000%
 0.00 0.0000%
 104,823,948.67 100.0000%
 104,823,948.67 100.00%

SUMMARY BY TYPE



SUMMARY BY FUND



VICTORIA COUNTY TRANSACTION REPORT
 SEPTEMBER 30, 2015

PURCHASES:

Fund	Settle Date	CUSIP	Security Type	Par	Coupon	Maturity	Call Date	Purchase Price	Purchase Principal	Purchase Premium	Purchase Accr Int	Total Settlement	Broker	Yield	Investment Number
------	-------------	-------	---------------	-----	--------	----------	-----------	----------------	--------------------	------------------	-------------------	------------------	--------	-------	-------------------

NONE

CALLED:

Fund	Purchase Date	CUSIP	Security Type	Par	Coupon	Maturity	Call Date	Purch Price	Call Price	Sale Principal	Sale Interest	Gain/(Loss)	Total Settlement	Book Value	Yield	Investment Number
------	---------------	-------	---------------	-----	--------	----------	-----------	-------------	------------	----------------	---------------	-------------	------------------	------------	-------	-------------------

NONE

MATURITIES:

Fund	Purchase Date	CUSIP	Security Type	Par	Coupon	Maturity	Purch Price	Call Price	Sale Principal	Sale Interest	Gain/(Loss)	Total Settlement	Yield	Investment Number
------	---------------	-------	---------------	-----	--------	----------	-------------	------------	----------------	---------------	-------------	------------------	-------	-------------------

NONE

0.00	0.00	0.00	0.00	0.0000%	0
0.00	0.00	0.00	0.00	0.0000%	0
0.00	0.00	0.00	0.00	0.0000%	
0.00	0.00	0.00	0.00	0.0000%	
0.00	0.00	0.00	0.00		

INTEREST EARNED STATEMENT
SEPTEMBER 2015

FUND	FUND NAME	2012	2013	2014	2015 YR TO DATE
100	GENERAL FUND	99,849.10	104,860.02	114,629.90	104,119.11
200	ROAD & BRIDGE FUND	15,909.75	20,568.72	21,510.19	18,488.71
231	JUVENILE PROBATION FUND	1,057.19	1,236.21	1,275.72	969.90
600	ROAD BONDS SINKING	0.00	0.00	0.00	0.00
640	JAIL BONDS SINKING	0.00	0.00	0.00	0.00
660	COURTHOUSE BDS SKG	0.00	0.00	0.00	0.00
670	BRIDGE ST. ANNEX BDS SKG	0.00	0.00	0.00	0.00
700	DEBT SERVICE	2,932.16	2,855.72	12,561.34	2,307.24
710	LATERAL ROAD FUND	0.00	0.00	0.00	0.00
720	LAW LIBRARY FUND	0.00	0.00	0.00	0.00
750	ROAD BONDS FUND	0.00	0.00	0.00	0.00
770	CAPITAL PROJECTS	230.07	0.00	17,259.45	13,198.67
	Sub-Total Budgeted Funds	119,978.27	129,520.67	167,236.60	139,083.63
119	CLERK'S ARCHIVE	0.00	0.00	0.00	51.95
120	RECORDS MANAGEMENT	0.00	0.00	0.00	0.00
121	COURTHOUSE SECURITY	0.00	0.00	0.00	0.00
122	JUSTICE CRT BLDG SECURITY	0.00	0.00	0.00	0.00
123	DIST CLERK RECORD MGMT	0.00	0.00	0.00	0.00
221	JUVENILE RESTITUTION	0.00	0.00	0.00	0.00
240	DRUG COURTS PROGRAM	80.51	94.39	68.58	57.45
265	FED FOSTER CARE	0.00	0.00	0.00	0.00
280	JUVENILE DELQ PREVENTION	0.00	0.00	0.00	0.00
281	JUSTICE TECHNOLOGY	0.00	0.00	0.00	0.00
283	CO/DIST TECHNOLOGY	0.00	0.00	0.00	0.00
300	CDA PROCESSING FEE	22.53	20.70	6.30	50.12
310	4-H ACTIVITY CENTER	120.95	109.85	96.37	68.22
320	AIRPORT	0.00	0.00	0.00	0.00
321	AIRPORT	66.82	98.32	309.41	330.66
330	SPECIAL SERVICE	3136.30	1230.17	772.95	724.67
338	CLICK IT OR TICKET	0.00	0.00	0.00	0.00
340	HMEP #405 TDEM	0.00	0.00	0.00	0.00
360	SHERIFF'S FORFEITURE	223.08	846.68	901.33	472.28
361	SHERIFF'S DONATION	2.18	7.90	81.08	2.68
370	CDA CONTRABAND FORFEIT.	2496.09	3821.02	3065.17	1,720.01
371	CDA DOJ EQUITABLE SHARE	213.83	111.40	5.10	3.87
372	SHERIFF DOT FED FORFEIT	594.38	575.75	514.41	368.20
380	SHERIFF COMMISSARY	289.16	316.69	510.00	481.18
390	JUVENILE COMMISSARY	25.13	28.90	28.70	22.67
410	HEALTH INSURANCE	2628.63	746.21	545.49	1,207.61
420	EMPLOYEE BENEFIT	0.00	0.00	0.00	0.00
450	ELECTION ADMINISTRATOR	0.71	35.03	4.87	35.82
499	TAX ASSESSOR SPECIAL	1051.28	1281.74	1396.74	784.81
500	HISTORICAL COMMISSION	73.37	70.06	81.75	70.98
845	NAVARRO LEASE PROJECT	2.26	0.30	0.00	0.00
870	FLEXIBLE BENEFIT PLAN	66.14	50.79	46.29	36.50
820	HOSPITAL	574020.65	445856.87	350535.64	288,033.75
820	CMC 125 PLAN	64.30	43.66	201.70	197.68
830	CMC ACCOUNTS PAYABLE	6396.56	6,428.68	8,757.77	7,363.21
840	CMC PAYROLL	1626.55	1,691.81	1,832.92	1,476.98
870	CMC MEDICAL PROFESSIONAL	0.00	0.00	0.00	7,473.96
890	CMC FUNDED DEPRECIATION	53604.54	53,873.54	7,401.06	0.00
820	CMC NURSING HOMES	0.00	0.00	112,348.78	3,430.28
950	NAVIGATION DISTRICT	23484.39	23,949.07	31,844.73	23,513.05
950	NAVIG CONSTRUCTION 2012A	10742.00	21,672.75	6,761.70	7.52
960	NAVIG. CONSTRUCTION 2015	0.00	0.00	0.00	216.56
960	NAVIG 2012A/B INT& SINKING	0.78	1.92	7.70	229.15
970	NAVIG. INTEREST & SINKING	727.77	562.64	139.97	75.61
	TOTAL	801,739.16	693,047.51	695,503.11	477,591.06