



County of Victoria

Telephone (361) 575-8588
Fax (361) 576-4912
115 N. Bridge St., Suite 241
Victoria, TX 77901
skennedy@vctx.org

Sean Kennedy, CIO
County Treasurer

July 28, 2014

Honorable Judge Donald R. Pozzi
Victoria County Commissioners' Court

Chapter 2256.023, Government Code (The Public Funds Investment Act), requires the investment officer of each local government to submit to its governing body a quarterly report of investment transactions.


The attached report details investments for Victoria County, Citizens Medical Center and Victoria County Navigation District for the quarter ending June 30, 2014.

Combined portfolios total \$119,001,844.51 and have been managed with an emphasis on safety, liquidity and yield. The portfolio for the quarter changed from last quarter with 100.00% in cash with an average interest rate of .50%. Three accounts in LOGIC Pool were closed.

Federal Reserve Bank has not changed the Fed Fund interest rate this quarter. The outlook is for the Fed Fund interest rate to remain stable. Investment cash accounts at Prosperity Bank earn .50%

Pledged collateral of bank deposits held by Prosperity Bank is closely monitored and was above the limits required by our depository contract.

Respectfully submitted,


Sean Kennedy, CIO
Victoria County Treasurer

VICTORIA COUNTY INVESTMENT REPORT QUARTER ENDED
JUNE 30, 2014

FUND	PURCH DATE	ORIGINAL FACE	CURRENT FACE	DESCRIPTION	MAT DATE	Call Date	NET YIELD	PURCH PRICE	BEGINNING BOOK VALUE	BEGINNING MARKET VALUE	ENDING BOOK VALUE	ENDING MARKET VALUE
VICTORIA COUNTY												
		0	0	Certificate of Deposit			0.000%	0.00	0.00	0.00	0.00	0.00
		0	0	Certificate of Deposit			0.000%		0.00	0.00	0.00	0.00
				Gov't Agencies, Disc Notes					0.00	0.00	0.00	0.00
		0	0	TOTAL INVESTMENTS					<u>0.00</u>	<u>0.00</u>	<u>0.00</u>	<u>0.00</u>
				COUNTY FUNDS INVESTED					0.00	0.00	0.00	0.00
				CASH ON HAND			0.500%		<u>33,795,267.35</u>		<u>36,600,686.72</u>	
				TOTAL					<u>33,795,267.35</u>		<u>36,600,686.72</u>	
CITIZENS MEDICAL CENTER												
				LOGIC POOL			0.000%		736.81	736.81	0.00	0.00
		0	0	Certificate of Deposit			0.000%	0.00	0.00	0.00	0.00	0.00
		0	0	Certificate of Deposit			0.000%	0.00	0.00	0.00	0.00	0.00
		0	0	Certificate of Deposit			0.000%	0.00	0.00	0.00	0.00	0.00
		0	0	Certificate of Deposit			0.000%	0.00	0.00	0.00	0.00	0.00
		0	0	TOTAL INVESTMENTS					<u>736.81</u>	<u>736.81</u>	<u>0.00</u>	<u>0.00</u>
				HOSPITAL FUNDS INVESTED					736.81	736.81	0.00	0.00
				CASH ON HAND			0.500%		<u>95,516,423.08</u>		<u>74,166,831.88</u>	
				TOTAL					<u>95,517,159.89</u>		<u>74,166,831.88</u>	
NAVIGATION DISTRICT												
				LOGIC POOL - BOND FUND			0.000%		879.79	879.79	0.00	0.00
				LOGIC POOL - OPERATING FUND			0.000%		923.31	923.31	0.00	0.00
		0	0	Certificate of Deposit			0.000%	0.00	0.00	0.00	0.00	0.00
		0	0	Certificate of Deposit			0.000%	0.00	0.00	0.00	0.00	0.00
		0	0	Certificate of Deposit			0.000%	0.00	0.00	0.00	0.00	0.00
		0	0	Certificate of Deposit			0.000%	0.00	0.00	0.00	0.00	0.00
		0	0	TOTAL INVESTMENTS					<u>1,803.10</u>	<u>1,803.10</u>	<u>0.00</u>	<u>0.00</u>
				NAVIGATION DISTRICT INVESTMENTS					1,803.10	1,803.10	0.00	0.00
BANK BALANCE - NOT BOOK BALANCE				CASH ON HAND			0.500%		<u>12,066,272.45</u>		<u>8,234,325.91</u>	
				TOTAL					<u>12,068,075.55</u>		<u>8,234,325.91</u>	

VICTORIA COUNTY INVESTMENT REPORT QUARTER ENDED
JUNE 30, 2014

FUND	PURCH DATE	ORIGINAL FACE	CURRENT FACE	DESCRIPTION	MAT DATE	Call Date	NET YIELD	PURCH PRICE	BEGINNING BOOK VALUE	BEGINNING MARKET VALUE	ENDING BOOK VALUE	ENDING MARKET VALUE
		0	0	GRAND TOTAL INVESTMENTS					2,539.91	2,539.91	0.00	0.00

CASH & INVESTMENT SUMMARY BY FUND

TOTAL COUNTY FUNDS
TOTAL HOSPITAL FUNDS
TOTAL NAVIGATION DISTRICT FUNDS

APRIL 1, 2014

23.9038% 33,795,267.35
67.5603% 95,517,159.89
8.5359% 12,068,075.55
100.00% 141,380,502.79

JUNE 30, 2014

36,600,686.72 30.7564%
74,166,831.88 62.3241%
8,234,325.91 6.9195%
119,001,844.51 100.00%

Above totals include cash.

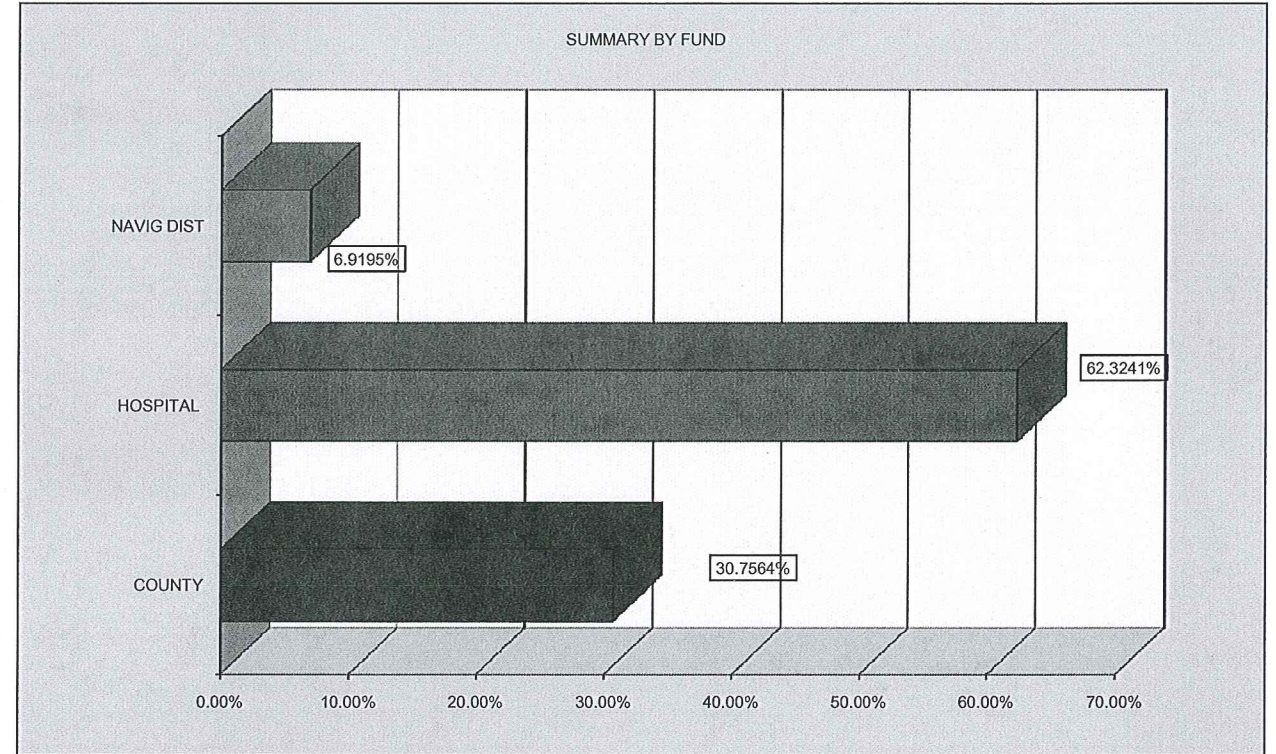
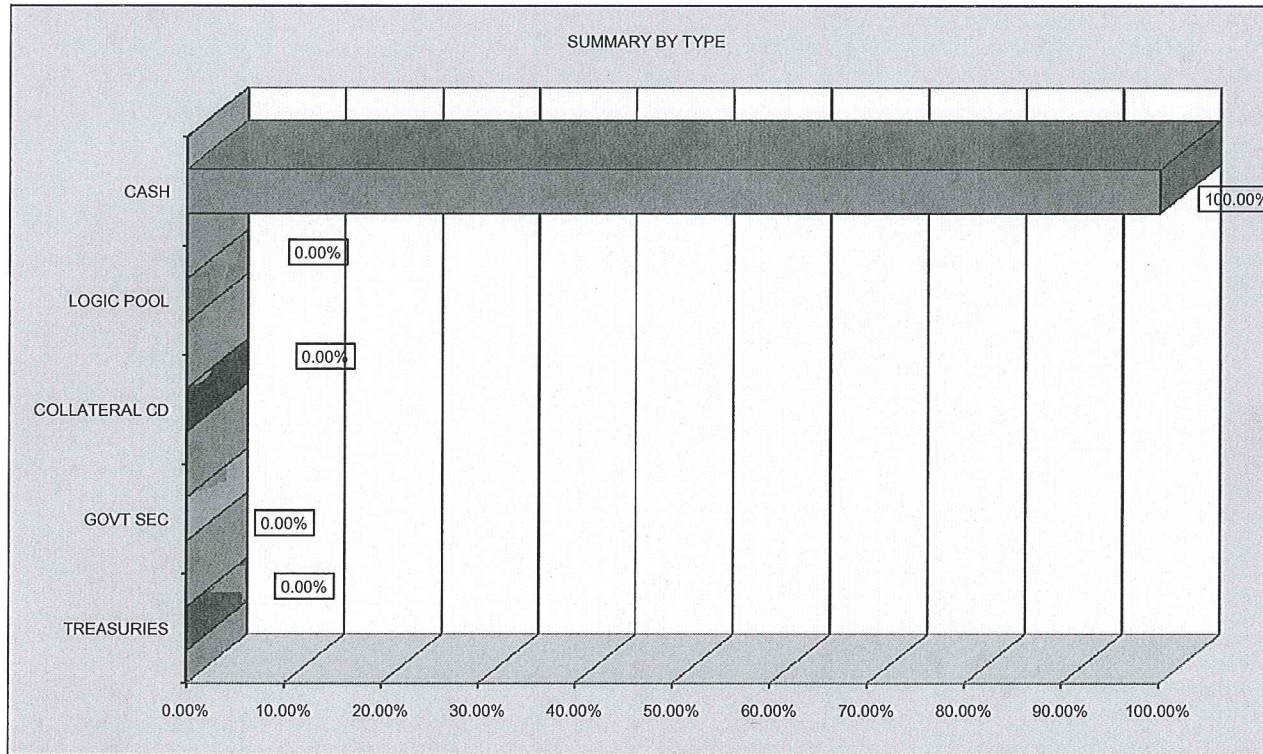
Above totals include cash.

INVESTMENT SUMMARY BY TYPE

TREASURIES
GOVERNMENT SECURITIES
CERTIFICATES OF DEPOSIT
LOGIC POOL
TOTAL INVESTMENT OTHER THAN CASH
TOTAL CASH

0.0000% 0.00
0.0000% 0.00
0.0000% 0.00
0.0018% 2,539.91
0.0018% 2,539.91
99.9982% 141,377,962.88
100.00% 141,380,502.79

0.00 0.0000%
0.00 0.0000%
0.00 0.0000%
0.00 0.0000%
0.00 0.0000%
119,001,844.51 100.0000%
119,001,844.51 100.00%



VICTORIA COUNTY
 PORTFOLIO INVENTORY
 JUNE 30, 2014

6/30/2014 Mat Date	Type	Par	Coupon	Cusip	Purch Date	Purch Yield	Beginning		Ending		Change in Market	Change in Balance	D-T-M	% of Portfolio	Call Date	Wgt Avg Mat	Fund	Market Gain/ Loss	Invest Number
							Book Value	Market Value	Book Value	Market Value									
6/30/2014	Cash					0.500%	141,377,962.88	141,377,962.88	119,001,844.51	119,001,844.51		(22,376,118.37)	1	100.000%			ALL		
	CD COLLATERALIZED	0.00				0.000%	0.00	0.00	0.00	0.00		0.00	0	0.000%			100		
	CD COLLATERALIZED	0.00				0.000%	0.00	0.00	0.00	0.00		0.00	0	0.000%			100		
	CD COLLATERALIZED	0.00					0.00	0.00	0.00	0.00		0.00	0	0.000%			NAV OPERAT		
	Investment Pools																		
6/30/2014	LOGIC					0.0000%	2,539.91	2,539.91	0.00	0.00		(2,539.91)	1	0.000%			ALL		
	U S Treasuries																		
							0.00	0.00	0.00	0.00		0.00							
							0.00	0.00	0.00	0.00		0.00							
	U S Agencies																		
							0.00	0.00	0.00	0.00		0.00							
							0.00	0.00	0.00	0.00		0.00							
	Total U S Agencies	0					0.00	0.00	0.00	0.00		0.00	0	0.000%	0.00				0.00
	TOTAL	0					0.5000%	141,380,502.79	141,380,502.79	119,001,844.51	119,001,844.51	0.00	0.00	100.00%	0.00				0.00

Avg Yld on total
 portfolio →

VICTORIA COUNTY TRANSACTION REPORT
 JUNE 30, 2014

PURCHASES:

Fund	Settle Date	CUSIP	Security Type	Par	Coupon	Maturity	Call Date	Purchase Price	Purchase Principal	Purchase Premium	Purchase Accr Int	Total Settlement	Broker	Yield	Investment Number
NONE															

CALLED:

Fund	Purchase Date	CUSIP	Security Type	Par	Coupon	Maturity	Call Date	Purch Price	Call Price	Sale Principal	Sale Interest	Gain/(Loss)	Total Settlement	Book Value	Yield	Investment Number
NONE																

MATURITIES:

Fund	Purchase Date	CUSIP	Security Type	Par	Coupon	Maturity	Purch Price	Call Price	Sale Principal	Sale Interest	Gain/(Loss)	Total Settlement	Yield	Investment Number	
										0.00	0.00	0.00	0.00	0.0000%	0
										0.00	0.00	0.00	0.00	0.0000%	0
										0.00	0.00	0.00	0.00	0.0000%	
										0.00	0.00	0.00	0.00	0.0000%	
										0.00	0.00	0.00	0.00		

INTEREST EARNED STATEMENT
JUNE 2014

FUND	FUND NAME	2011	2012	2013	2014 YR TO DATE	CURRENT MONTH
100	GENERAL FUND	77,078.65	99,849.10	104,860.02	62,505.08	10,044.17
200	ROAD & BRIDGE FUND	14,664.65	15,909.75	20,568.72	12,515.74	1,915.30
231	JUVENILE PROBATION FUND	722.87	1,057.19	1,236.21	899.34	113.96
600	ROAD BONDS SINKING	0.00	0.00	0.00	0.00	0.00
640	JAIL BONDS SINKING	0.00	0.00	0.00	0.00	0.00
660	COURTHOUSE BDS SKG	0.00	0.00	0.00	0.00	0.00
670	BRIDGE ST. ANNEX BDS SKG	0.00	0.00	0.00	0.00	0.00
700	DEBT SERVICE	3,236.81	2,932.16	2,855.72	11,383.42	207.14
710	LATERAL ROAD FUND	0.00	0.00	0.00	0.00	0.00
720	LAW LIBRARY FUND	0.00	0.00	0.00	0.00	0.00
750	ROAD BONDS FUND	0.00	0.00	0.00	0.00	0.00
770	CAPITAL PROJECTS	3,158.85	230.07	0.00	3,134.87	2,550.84
	Sub-Total Budgeted Funds	98,861.83	119,978.27	129,520.67	90,438.45	14,831.41
120	RECORDS MANAGEMENT	0.00	0.00	0.00	0.00	0.00
121	COURTHOUSE SECURITY	0.00	0.00	0.00	0.00	0.00
122	JUSTICE CRT BLDG SECURITY	0.00	0.00	0.00	0.00	0.00
123	DIST CLERK RECORD MGMT	0.00	0.00	0.00	0.00	0.00
221	JUVENILE RESTITUTION	0.06	0.00	0.00	0.00	0.00
240	DRUG COURTS PROGRAM	67.08	80.51	94.39	33.40	5.48
265	FED FOSTER CARE	0.00	0.00	0.00	0.00	0.00
280	JUVENILE DELQ PREVENTION	0.00	0.00	0.00	0.00	0.00
281	JUSTICE TECHNOLOGY	0.00	0.00	0.00	0.00	0.00
283	CO/DIST TECHNOLOGY	0.00	0.00	0.00	0.00	0.00
300	CDA PROCESSING FEE	50.19	22.53	20.70	6.30	0.00
310	4-H ACTIVITY CENTER	116.97	120.95	109.85	48.51	7.96
320	AIRPORT	0.00	0.00	0.00	0.00	0.00
321	AIRPORT	227.41	66.82	98.32	92.51	26.09
330	SPECIAL SERVICE FUND	1,618.56	3,136.30	1,230.17	352.08	64.01
338	SCAAP	0.00	0.00	0.00	0.00	0.00
340	LOCAL LAW ENF BLK GRNT	0.00	0.00	0.00	0.00	0.00
360	SHERIFF'S FORFEITURE	93.48	223.08	846.68	501.00	70.53
361	SHERIFF'S DONATION	5.25	2.18	7.90	46.89	10.75
370	CDA CONTRABAND FORFEIT.	974.38	2,496.09	3,821.02	1,681.60	270.04
371	CDA HOMELAND FORFEITURE	0.00	213.83	111.40	2.57	0.42
372	SHERIFF DOT FED FORFEIT	157.41	594.38	575.75	263.54	43.05
380	COMMISSARY FUND	168.17	289.16	316.69	231.63	40.71
390	JUVENILE COMMISSARY	22.09	25.13	28.90	14.18	2.33
410	HEALTH INSURANCE	1,984.10	2,628.63	746.21	260.40	52.57
420	EMPLOYEE BENEFIT FUND	0.00	0.00	0.00	0.00	0.00
450	ELECTION ADMINISTRATOR	36.47	0.71	35.03	4.87	0.00
499	TAX ASSR SPECIAL FUND	864.25	1,051.28	1,281.74	415.83	88.50
500	HISTORICAL COMMISSION	71.89	73.37	70.06	41.09	6.77
845	NAVARRO LEASE PROJECT	0.23	2.26	0.30	0.00	0.00
870	FLEXIBLE BENEFIT PLAN	149.41	66.14	50.79	18.35	1.49
820	HOSPITAL	589,965.64	574,020.65	445,856.87	222,387.49	31,026.78
820	CMC 125 PLAN	67.69	64.30	43.66	89.04	19.31
830	CMC ACCOUNTS PAYABLE	6,243.98	6,396.56	6,428.68	4,518.42	961.34
840	CMC PAYROLL	1,840.65	1,626.55	1,691.81	874.97	134.97
870	CMC PROF. LIABILITY	2,714.09	19.12	0.00	0.00	0.00
890	CMC FUNDED DEPRECIATION	52,114.76	53,604.54	53,873.54	7,401.06	0.00
950	NAVIGATION DISTRICT	30,345.57	23,484.39	23,949.07	15,841.90	2,361.09
950	NAVIG CONSTRUCTION 2012A	0.00	10,742.00	21,672.75	5,801.98	536.42
960	NAVIG. CONSTRUCTION FUND	41.56	21.65	3.29	0.27	0.00
960	NAVIG 2012A/B INT& SINKING	0.00	0.78	1.92	0.87	0.14
970	NAVIG. INTEREST & SINKING	687.97	727.77	562.64	119.12	1.56
	TOTAL	789,491.14	801,779.93	693,050.80	351,488.32	50,563.72