



3MINUTES OF COUNTY FINANCES
TREASURER'S REPORT
MONTHLY- MARCH 2021


IN THE MATTER OF COUNTY FINANCES
IN THE HANDS OF SEAN KENNEDY
TREASURER OF VICTORIA COUNTY, TEXAS


COMMISSIONERS' COURT
VICTORIA COUNTY, TEXAS
IN SPECIAL SESSION
REGULAR TERM APRIL
2021

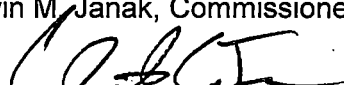
IN ACCORDANCE with Section 114.026, Local Government Code, we, the undersigned, constituting the entire Commissioners Court of said County, certify that on the 19th day of April 2021, at the Special Session of a Regular Term of Court. We compared and examined the monthly report of Sean Kennedy, Treasurer of Victoria County, Texas, for March 2021, and finding the same correct, entered an order in the Minutes approving said Report, which states total cash and investments on hand as \$138,989,126.21


Ben Zeller, County Judge


Danny Garcia, Commissioner Pct. 1


Kevin M. Janak, Commissioner Pct. 2


Gary Burns, Commissioner Pct. 3



Clint C. Ives, Commissioner Pct. 4


SWORN TO AND SUBSCRIBED BEFORE ME, by Ben Zeller, County Judge, and County Commissioners of said Victoria County, each respectively, on this the 19th day of April A.D., 2021.


Attest: Heidi Easley, County Clerk

FILED FOR RECORD THIS 19 DAY OF APRIL A.D. 2021, and recorded on the 19 day of April, A.D. 2021.




Heidi Easley, County Clerk and
Ex-Officio Clerk of the Commissioners
Court in and for Victoria County, Texas.

By: 
Deputy **Stefanie Tumlinson**



MONTHLY REPORT OF

SEAN KENNEDY, COUNTY TREASURER

VICTORIA COUNTY, TEXAS

FOR THE MONTH OF MARCH 2021

This report is presented for the approval of the Commissioners' Court, in accordance with Vernon's Texas Codes Annotated, Local Government Code, and Section 83.002 (a) (3), and Title 10, Chapter 2256, Government Code (Public Funds Investment Act), and is true and correct to the best of my knowledge and belief, according to the records of this office.

Sean Kennedy
SEAN KENNEDY
COUNTY TREASURER

VICTORIA COUNTY
INVESTMENTS ON HAND
MARCH 31, 2021

| FUND | INV. NO. | PURCH DATE | PAR AMOUNT | DESCRIPTION | MAT DATE | CALL DATE | NET YIELD | PURCH PRICE | INDIV FND AMOUNT | TOTAL INVESTMENT | MARKET PRICE | MARKET VALUE |
|--------------------------------|----------|------------|------------|--|----------|-----------|-----------|-------------|------------------|-----------------------|--------------|-----------------------|
| VICTORIA COUNTY | | | | | | | | | | | | |
| | | | | L.O.G.I.C. POOL | | | 0.096% | | | 2,277,767.59 | | 2,277,767.59 |
| | | | | CERTIFICATE OF DEPOSIT | | | 2.040% | | | 10,000,000.00 | | 10,000,000.00 |
| | | | | CASH ON HAND-COUNTY FUNDS | | | 0.020% | | | 32,006,567.11 | | 32,006,567.11 |
| | | | | <u>TOTAL COUNTY FUNDS</u> | | | | | | <u>44,284,334.70</u> | | <u>44,284,334.70</u> |
| CITIZENS MEDICAL CENTER | | | | | | | | | | | | |
| | | | | L.O.G.I.C. POOL | | | 0.000% | | | 0.00 | | 0.00 |
| | | | | CERTIFICATE OF DEPOSIT | | | 0.000% | | | 0.00 | | 0.00 |
| BANK BALANCE | | | | CMC NURSING HOMES | | | 0.020% | | | 1,009,071.75 | | 1,009,071.75 |
| | | | | CASH ON HAND-CITIZENS MEDICAL CENTER | | | 0.020% | | | 82,924,024.28 | | 82,924,024.28 |
| | | | | <u>TOTAL HOSPITAL FUNDS</u> | | | | | | <u>83,933,096.03</u> | | <u>83,933,096.03</u> |
| NAVIGATION DISTRICT | | | | | | | | | | | | |
| | | | | CASH ON HAND 2015 CONSTRUCTION | | | 0.020% | | | 663,066.44 | | 663,066.44 |
| | | | | CASH ON HAND 2015 INTEREST & SINKING | | | 0.020% | | | 629,272.86 | | 629,272.86 |
| | | | | PROMOTION AND DEVELOPMENT FUND | | | 0.020% | | | 308,423.03 | | 308,423.03 |
| | | | | CASH ON HAND-2012A/B INTEREST/SINKING | | | 0.020% | | | 746,070.64 | | 746,070.64 |
| BANK BALANCE | | | | CASH ON HAND-NAVIGATION DISTRICT | | | 0.020% | | | 8,424,862.51 | | 8,424,862.51 |
| | | | | <u>TOTAL NAVIGATION DIST FUNDS</u> | | | | | | <u>10,771,695.48</u> | | <u>10,771,695.48</u> |
| SUMMARY TOTAL PORTFOLIO | | | | | | | | | | | | |
| | | | | <u>TOTAL COUNTY FUNDS</u> | | | | | | <u>44,284,334.70</u> | 31.8617% | <u>44,284,334.70</u> |
| | | | | <u>TOTAL HOSPITAL FUNDS</u> | | | | | | <u>83,933,096.03</u> | 60.3882% | <u>83,933,096.03</u> |
| BANK BALANCE | | | | <u>TOTAL NAVIGATION DISTRICT FUNDS</u> | | | | | | <u>10,771,695.48</u> | 7.7500% | <u>10,771,695.48</u> |
| | | | | <u>TOTAL FUNDS</u> | | | | | | <u>138,989,126.21</u> | 100.00% | <u>138,989,126.21</u> |
| | | | | CASH ON HAND - ALL FUNDS | | | | | | 126,711,358.62 | 91.17% | 126,711,358.62 |
| | | | | PLEGGED SECURITIES - ALL FUNDS | | | | | | 149,175,824.46 | | 151,769,039.52 |
| | | | | CERTIFICATES OF DEPOSIT | | | | | | 10,000,000.00 | 7.19% | 10,000,000.00 |
| | | | | MONEY MKT MUTUAL FUNDS | | | | | | 0.00 | 0.00% | 0.00 |
| | | | | L.O.G.I.C. POOL | | | | | | 2,277,767.59 | 1.64% | 2,277,767.59 |
| | | | | GOVERNMENT SECURITIES | | | | | | 0.00 | 0.00% | 0.00 |
| | | | | <u>TOTAL INVESTMENTS</u> | | | | | | <u>12,277,767.59</u> | 8.83% | <u>12,277,767.59</u> |
| | | | | <u>TOTAL PORTFOLIO INCLUDING CASH</u> | | | | | | <u>138,989,126.21</u> | 100.00% | <u>138,989,126.21</u> |

| FUND ACCT. NO. | ACCOUNT NAME | CASH | INVESTMENTS |
|------------------------------|---|---------------|---------------|
| POOLED CASH - APCA | | | |
| ===== | | | |
| 001 | 101-2000 POOLED-CASH | 31,180,495.76 | |
| 001 | 101-2005 POOLED CASH-PAYROLL | 0.00 | |
| TOTAL 001-POOLED CASH - APCA | | 31,180,495.76 | 0.00 |
| ----- | | | |
| GENERAL FUND | | | |
| ===== | | | |
| 100 | 101-2000 CLAIM ON CASH-GENERAL FUND | 20,053,318.16 | |
| 100 | 101-3000 VC CREDIT CARD CLEARING ACCT | 63,423.36 | |
| 100 | 151-1003 CERTIFICATE OF DEPOSIT | | 10,000,000.00 |
| 100 | 151-1005 LOCAL GOVT. INVEST. COOP. | | 2,277,767.59 |
| TOTAL 100-GENERAL FUND | | 20,116,741.52 | 12,277,767.59 |
| ----- | | | |
| EMERGENCY MGMT | | | |
| ===== | | | |
| 108 | 101-2000 CLAIM ON CASH-EMER MGMT | (180,196.35) | |
| TOTAL 108-EMERGENCY MGMT | | (180,196.35) | 0.00 |
| ----- | | | |
| LEPC FUND | | | |
| ===== | | | |
| 109 | 101-2000 CLAIM ON CASH-LEPC | 14,268.56 | |
| TOTAL 109-LEPC FUND | | 14,268.56 | 0.00 |
| ----- | | | |
| J. P. SPECIAL FUND | | | |
| ===== | | | |
| 110 | 101-2000 CLAIM ON CASH-J.P. SPECIAL FD | 258.36 | |
| TOTAL 110-J.P. SPECIAL FUND | | 258.36 | 0.00 |
| ----- | | | |
| COUNTY JURY FUND | | | |
| ===== | | | |
| 118 | 101-2000 CLAIM ON CASH-COUNTY JURY FUND | 675.72 | |
| TOTAL 118-COUNTY JURY FUND | | 675.72 | 0.00 |
| ----- | | | |

CASH & INVESTMENTS BY FUND

AS OF: MARCH 31ST, 2021

MARCH 31ST, 2021

| FUND ACCT. NO. | ACCOUNT NAME | CASH | INVESTMENTS |
|------------------------------------|---|------------|-------------|
| CO CLERK ARCHIVE FEE FD | | | |
| ===== | | | |
| 119 | 101-2000 CLAIM ON CASH-CO CLK ARCHIVE | 308,173.05 | |
| TOTAL 119-CO CLERK ARCHIVE FEE FD | | 308,173.05 | 0.00 |
| RECORDS MANAGEMENT FUND | | | |
| ===== | | | |
| 120 | 101-2000 CLAIM ON CASH-RECORD MGMT | 112,443.82 | |
| TOTAL 120-RECORDS MANAGEMENT FUND | | 112,443.82 | 0.00 |
| COURTHOUSE SECURITY FUND | | | |
| ===== | | | |
| 121 | 101-2000 CLAIM ON CASH-CRTHSE SECURITY | 115,587.33 | |
| TOTAL 121-COURTHOUSE SECURITY FUND | | 115,587.33 | 0.00 |
| JUSTICE CT BLDG SECURITY | | | |
| ===== | | | |
| 122 | 101-2000 CLAIM ON CASH-JP CRT BLD SECUR | 42,474.19 | |
| TOTAL 122-JUSTICE CT BLDG SECURITY | | 42,474.19 | 0.00 |
| DIST. CLERK RECORDS MGMT | | | |
| ===== | | | |
| 123 | 101-2000 CLAIM ON CASH-DIST CLK REC MGT | 2,833.04 | |
| TOTAL 123-DIST. CLERK RECORD MGMT | | 2,833.04 | 0.00 |
| CO CLERK OF THE COURT | | | |
| ===== | | | |
| 124 | 101-2000 CLAIM ON CASH-CO CLRK OF COUR | 16,737.90 | |
| TOTAL 124-CO CLERK OF THE COURT | | 16,737.90 | 0.00 |
| DIST CLERK OF THE COURT | | | |
| ===== | | | |
| 125 | 101-2000 CLAIM ON CASH-DIST CLRK OF CRT | 1,630.84 | |
| TOTAL 125-DIST CLERK OF THE COURT | | 1,630.84 | 0.00 |

CASH & INVESTMENTS BY FUND

AS OF: MARCH 31ST, 2021

MARCH 31ST, 2021

| FUND ACCT. NO. | ACCOUNT NAME | CASH | INVESTMENTS |
|-------------------------------------|--------------------------------|--------------|-------------|
| COURT REPORTER SERVICE | | | |
| ===== | | | |
| 126 101-2000 | CLAIM ON CASH-CRT REPORTER SRV | 0.00 | |
| TOTAL 126-COURT REPORTER SERVICE | | 0.00 | 0.00 |
| CDBG-DR LOCAL BUYOUT | | | |
| ===== | | | |
| 128 101-2000 | CLAIM ON CASH-CDBG-DR LOCAL BU | 0.00 | |
| TOTAL 128-CDBG-DR LOCAL BUYOUT | | 0.00 | 0.00 |
| PATRIOT PARK DONATION FD | | | |
| ===== | | | |
| 140 101-2000 | CLAIM ON CASH-PATRIOT PRK DON | 3,001.56 | |
| TOTAL 140-PATRIOT PARK DONATION FD | | 3,001.56 | 0.00 |
| SHERIFF'S SPECIAL FUND | | | |
| ===== | | | |
| 150 101-2000 | CLAIM ON CASH-SHERIFFS SPECIAL | 61,099.45 | |
| 150 101-3000 | PROPERTY TAX SALE ACCOUNT | 114,995.10 | |
| TOTAL 150-SHERIFF'S SPECIAL FUND | | 176,094.55 | 0.00 |
| CONSTABLE'S SPECIAL FUND | | | |
| ===== | | | |
| 155 101-2000 | CLAIM ON CASH-CONSTABLES SPEC | 0.00 | |
| TOTAL 155-CONSTABLE'S SPECIAL FUND | | 0.00 | 0.00 |
| CLERK'S SPECIAL FUND | | | |
| ===== | | | |
| 160 101-2000 | CLAIM ON CASH-CLERKS SPECIAL | 28.33 | |
| TOTAL 160-CLERK'S SPECIAL FUND | | 28.33 | 0.00 |
| DR-4586 2021 WINTER WEATH | | | |
| ===== | | | |
| 191 101-2000 | CLAIM ON CASH-DR-4586 2021 WIN | (21,148.53) | |
| TOTAL 191-DR-4586 2021 WINTER WEATH | | (21,148.53) | 0.00 |

CASH & INVESTMENTS BY FUND

AS OF: MARCH 31ST, 2021

MARCH 31ST, 2021

| FUND ACCT. NO. | ACCOUNT NAME | CASH | INVESTMENTS |
|------------------------------------|---|--------------|-------------|
| COVID19 | | | |
| 192 | 101-2000 CLAIM ON CASH-COVID19 | 672,763.57 | |
| TOTAL 192-COVID19 | | 672,763.57 | 0.00 |
| GULF/MEXICO ENERGY SEC | | | |
| 195 | 101-2000 CLAIM ON CASH-GULF MEXICO ENGY | 592,256.68 | |
| TOTAL 195-GULF/MEXICO ENERGY SEC. | | 592,256.68 | 0.00 |
| FEMA HAZARD MIT FUND | | | |
| 197 | 101-2000 CLAIM ON CASH-FEMA HAZARD MIT | 0.00 | |
| TOTAL 197- FEMA HAZARD MIT. FD | | 0.00 | 0.00 |
| HURRICANE HARVEY DR#4332 | | | |
| 198 | 101-2000 CLAIM ON CASH-HURRICANE HARVEY | 192,125.31 | |
| 198 | 101-3000 CLAIM ON CASH/GRANT FUND | 0.00 | |
| TOTAL 198-HURRICANE HARVEY DR#4332 | | 192,125.31 | 0.00 |
| TXDOT MCCOY RD RECONST | | | |
| 199 | 101-2000 CLAIM ON CASH-TXDOT MCCOY RD | 0.00 | |
| TOTAL 199-TXDOT MCCOY RD RECONST | | 0.00 | 0.00 |
| ROAD AND BRIDGE FUND/PCT | | | |
| 201 | 101-2000 CLAIM ON CASH-R&B PCT #1 | 1,054,641.07 | |
| TOTAL 201-ROAD & BRIDGE FUND PCT 1 | | 1,054,641.07 | 0.00 |
| ROAD AND BRIDGE FUND/PCT | | | |
| 202 | 101-2000 CLAIM ON CASH-R&B PCT #2 | 1,480,962.60 | |
| TOTAL 202-ROAD & BRIDGE FUND PCT 2 | | 1,480,962.60 | 0.00 |

| FUND ACCT. NO. | ACCOUNT NAME | CASH | INVESTMENTS |
|------------------------------------|-------------------------------|--------------|-------------|
| ROAD AND BRIDGE FUND/FCT | | | |
| ===== | | | |
| 203 101-2000 | CLAIM ON CASH-R&B PCT #3 | 1,773,716.06 | |
| | | ----- | ----- |
| TOTAL 203-ROAD & BRIDGE FUND PCT 3 | | 1,773,716.06 | 0.00 |
| | | ----- | ----- |
| ROAD AND BRIDGE FUND/FCT | | | |
| ===== | | | |
| 204 101-2000 | CLAIM ON CASH-R&B PCT #4 | 1,384,243.98 | |
| | | ----- | ----- |
| TOTAL 204-ROAD & BRIDGE FUND PCT 4 | | 1,384,243.98 | 0.00 |
| | | ----- | ----- |
| CTIF GRANT FUND | | | |
| ===== | | | |
| 210 101-2000 | CLAIM ON CASH-CTIF | 0.00 | |
| | | ----- | ----- |
| TOTAL 210-CTIF GRANT FUND | | 0.00 | 0.00 |
| | | ----- | ----- |
| CAPITAL CREDITS FUND | | | |
| ===== | | | |
| 215 101-2000 | CLAIM ON CASH-CAPITAL CREDITS | 136,366.08 | |
| | | ----- | ----- |
| TOTAL 215-CAPITAL CREDITS FUND | | 136,366.08 | 0.00 |
| | | ----- | ----- |
| JUVENILE RESTITUTION | | | |
| ===== | | | |
| 221 101-2000 | CLAIM ON CASH-JUVEN.RESTITUT. | 18.86 | |
| | | ----- | ----- |
| TOTAL 221-JUVENILE RESTITUTION | | 18.86 | 0.00 |
| | | ----- | ----- |
| JUVENILE PROBATION FUND | | | |
| ===== | | | |
| 231 101-2000 | CLAIM ON CASH-JUVEN PROBAT. | (70,695.06) | |
| | | ----- | ----- |
| TOTAL 231-JUVENILE PROBATION FD | | (70,695.06) | 0.00 |
| | | ----- | ----- |
| DRUG COURTS PROGRAMS | | | |
| ===== | | | |
| 240 101-2000 | CLAIM ON CASH-DRUG CRT PROG | 2,367.24 | |
| | | ----- | ----- |
| TOTAL 240-DRUG COURTS PROGRAM | | 2,367.24 | 0.00 |
| | | ----- | ----- |

| FUND ACCT. NO. | ACCOUNT NAME | CASH | INVESTMENTS |
|-------------------------------------|--------------------------------|-----------|-------------|
| 24TH JUDICIAL DIST PROB | | | |
| ===== | | | |
| 241 101-2000 | CLAIM ON CASH-24 JUD DIST PROB | 0.00 | |
| TOTAL 241-24TH JUDICIAL DIST. PROB | | 0.00 | 0.00 |
| COUNTY SPECIALTY COURT | | | |
| ===== | | | |
| 245 101-2000 | CLAIM ON CASH-CNTY SPECIALTY | 9,388.22 | |
| TOTAL 245-COUNTY SPECIALTY COURT | | 9,388.22 | 0.00 |
| LOCAL TRUANCY PREVENTION | | | |
| ===== | | | |
| 280 101-2000 | CLAIM ON CASH-LOCAL TRUANCY | 10,827.81 | |
| TOTAL 280-LOCAL TRUANCY PREVENTIONS | | 10,827.81 | 0.00 |
| JUSTICE TECHNOLOGY FUND | | | |
| ===== | | | |
| 281 101-2000 | CLAIM ON CASH-JUSTICE TECH. | 7,761.37 | |
| TOTAL 281-JUSTICE TECHNOLOGY FD. | | 7,761.37 | 0.00 |
| FAMILY PROTECTION FEE FD | | | |
| ===== | | | |
| 282 101-2000 | CLAIM ON CASH-FAM PROTECT FEE | 1,947.03 | |
| TOTAL 282-FAMILY PROTECTION FEE FD | | 1,947.03 | 0.00 |
| CO/DIST TECHNOLOGY FD | | | |
| ===== | | | |
| 283 101-2000 | CLAIM ON CASH-CO/DIST TECHNOL | 29,725.31 | |
| TOTAL 283-CO/DIST TECHNOLOGY FD | | 29,725.31 | 0.00 |
| CHILD ABUSE PREVENTION | | | |
| ===== | | | |
| 286 101-2000 | CLAIM ON CASH-CHILD ABUSE PRV | 109.37 | |
| TOTAL 286-CHILD ABUSE PREVENTION | | 109.37 | 0.00 |

CASH & INVESTMENTS BY FUND

AS OF: MARCH 31ST, 2021

MARCH 31ST, 2021

| FUND ACCT. NO. | ACCOUNT NAME | CASH | INVESTMENTS |
|----------------------------------|---|--------------|-------------|
| CDA PROCESSING FEE FUND | | | |
| ===== | | | |
| 300 | 101-2000 CLAIM ON CASH-CDA PROCESS FEE | 20,125.49 | |
| | | ----- | ----- |
| | TOTAL 300-CDA PROCESSING FEE FUND | 20,125.49 | 0.00 |
| | | ----- | ----- |
| BOND FORFEITURE COMM | | | |
| ===== | | | |
| 301 | 101-2000 CLAIM ON CASH-BOND FORFEITURE | 34,801.06 | |
| | | ----- | ----- |
| | TOTAL 301-BOND FORFEITURE COMM | 34,801.06 | 0.00 |
| | | ----- | ----- |
| CDA STATE JUDICIARY FUND | | | |
| ===== | | | |
| 302 | 101-2000 CLAIM ON CASH-CDA STATE JUD. | 5,748.26 | |
| | | ----- | ----- |
| | TOTAL 302-CDA STATE JUDICIARY FUND | 5,748.26 | 0.00 |
| | | ----- | ----- |
| PRETRIAL INTERVENTION | | | |
| ===== | | | |
| 303 | 101-2000 CLAIM ON CASH-PRETRIAL INTERV | 41,052.64 | |
| | | ----- | ----- |
| | TOTAL 303-PRETRIAL INTERVENTION | 41,052.64 | 0.00 |
| | | ----- | ----- |
| CDA VICTIMS ASSISTANCE GR | | | |
| ===== | | | |
| 305 | 101-2000 CLAIM ON CASH-CDA VICTIMS ASST | (17,092.08) | |
| | | ----- | ----- |
| | TOTAL 305-CDA VICTIMS ASSIST GRANT | (17,092.08) | 0.00 |
| | | ----- | ----- |
| VICTIM COORD/LIASON GNT | | | |
| ===== | | | |
| 306 | 101-2000 CLAIM ON CASH-SO VICT COORD | (15,158.08) | |
| | | ----- | ----- |
| | TOTAL 306-VICTIM COORD/LIASON GNT | (15,158.08) | 0.00 |
| | | ----- | ----- |
| SCAAP PROGRAM | | | |
| ===== | | | |
| 307 | 101-2000 CLAIM ON CASH-SCAAP PROGRAM | 0.00 | |
| | | ----- | ----- |
| | TOTAL 307-SCAAP PROGRAM | 0.00 | 0.00 |
| | | ----- | ----- |

CASH & INVESTMENTS BY FUND

AS OF: MARCH 31ST, 2021

MARCH 31ST, 2021

| FUND ACCT. NO. | ACCOUNT NAME | CASH | INVESTMENTS |
|------------------------------------|--------------------------------|-------------|-------------|
| TEXAS VINE GRANT | | | |
| ===== | | | |
| 308 101-2000 | CLAIM ON CASH-TX VINE GRANT | (4,642.78) | |
| TOTAL 308-TEXAS VINE GRANT | | (4,642.78) | 0.00 |
| 4/H ACTIVITY CENTER | | | |
| ===== | | | |
| 310 101-2000 | CLAIM ON CASH-4/H ACTIVITY CNT | 6,189.12 | |
| TOTAL 310-4/H ACTIVITY CENTER | | 6,189.12 | 0.00 |
| AIRPORT FUND | | | |
| ===== | | | |
| 321 101-2000 | CLAIM ON CASH-AIRPORT FUND | 571,450.97 | |
| 321 101-3000 | CASH IN BANK/AIRPORT DRAPTING | 138,541.59 | |
| 321 151-1000 | TREASURY BILLS | | 0.00 |
| 321 151-1001 | TEXPOOL INVESTMENTS | | 0.00 |
| 321 151-1005 | LOCAL GOVT. INVEST COOP | | 0.00 |
| TOTAL 321-AIRPORT FUND | | 709,992.56 | 0.00 |
| AIRPORT GRANT FUND | | | |
| ===== | | | |
| 322 101-2000 | CLAIM ON CASH-AIRPORT GRANT | 0.00 | |
| TOTAL 322-AIRPORT GRANT FUND | | 0.00 | 0.00 |
| AIRPORT CAPITAL PROJECTS | | | |
| ===== | | | |
| 323 101-2000 | CLAIM ON CASH-AIRP CAPITAL PRO | 272,425.45 | |
| TOTAL 323-AIRPORT CAPITAL PROJECTS | | 272,425.45 | 0.00 |
| SPECIAL SERVICE FUND | | | |
| ===== | | | |
| 330 101-2000 | CLAIM ON CASH-SPECIAL SERVICE | 550,483.33 | |
| TOTAL 330-SPECIAL SERVICE FUND | | 550,483.33 | 0.00 |

| FUND ACCT. NO. | ACCOUNT NAME | CASH | INVESTMENTS |
|-------------------------------------|--------------------------------|---------------|-------------|
| JAG-REG TASK FORCE APPREH | | | |
| ===== | | | |
| 331 101-2000 | CLAIM ON CASH-JAG REG TASK FOR | 0.00 | |
| TOTAL 331-JAG-REG TASK FORCE APPREH | | 0.00 | 0.00 |
| OOG FY 2020 CESF | | | |
| ===== | | | |
| 332 101-2000 | CLAIM ON CASH-OOG FY2020 CESF | (5,885.80) | |
| TOTAL 332-OOG FY 2020 CESF | | (5,885.80) | 0.00 |
| BJA FY 2020 CESF | | | |
| ===== | | | |
| 333 101-2000 | CLAIM ON CASH-BJA FY 2020 CESF | 0.00 | |
| TOTAL 333-BJA FY 2020 CESF | | 0.00 | 0.00 |
| STONEGARDEN GRANT | | | |
| ===== | | | |
| 336 101-2000 | CLAIM ON CASH-STONEGARDEN GNT | (160,295.81) | |
| TOTAL 336-STONEGARDEN 2010SST0-0008 | | (160,295.81) | 0.00 |
| JAG-LESS LETHAL FORCE | | | |
| ===== | | | |
| 337 101-2000 | CLAIM ON CASH-JAG LESS LETHAL | 0.00 | |
| TOTAL 337-JAG-LESS LETHAL FORCE | | 0.00 | 0.00 |
| CLICK IT OR TICKET | | | |
| ===== | | | |
| 338 101-2000 | CLAIM ON CASH-GCREC 9-1-1 | 97,654.26 | |
| TOTAL 338-GCREC - 9-1-1 ALLOCATION | | 97,654.26 | 0.00 |
| BYRNE JAG PROGRAM | | | |
| ===== | | | |
| 339 101-2000 | CLAIM ON CASH-BYRNE JAG PROG | 9,555.00 | |
| TOTAL 339- BYRNE JAG PROGRAM | | 9,555.00 | 0.00 |

CASH & INVESTMENTS BY FUND

AS OF: MARCH 31ST, 2021

MARCH 31ST, 2021

| FUND ACCT. NO. | ACCOUNT NAME | CASH | INVESTMENTS |
|-------------------------------------|--------------------------------|--------------|-------------|
| HIGH INTENSITY DRUG TRAF | | | |
| ===== | | | |
| 340 101-2000 | CLAIM ON CASH-HIGH INTENSITY | (16,721.36) | |
| TOTAL 340-HIGH INTENSITY DRUG TRAFF | | (16,721.36) | 0.00 |
| GCRPC SOLID WASTE GRANT | | | |
| ===== | | | |
| 341 101-2000 | CLAIM ON CASH-GCRPC SOLID WAST | 0.00 | |
| TOTAL 341-GCRPC SOLID WASTE GRNT | | 0.00 | 0.00 |
| RIFLE REST BODY ARM GNT | | | |
| ===== | | | |
| 343 101-2000 | CLAIM ON CASH-RIFLE RESIT BODY | 0.00 | |
| TOTAL 343-RIFLE RESIT BODY ARMOR GN | | 0.00 | 0.00 |
| FIREFIGHTERS GRANT | | | |
| ===== | | | |
| 344 101-2000 | CLAIM ON CASH-FIREFIGHTERS GNT | 0.00 | |
| TOTAL 344-FIREFIGHTERS GRANT | | 0.00 | 0.00 |
| FERAL HOG GRANT | | | |
| ===== | | | |
| 345 101-2000 | CLAIM ON CASH-FERAL HOG GRANT | (820.83) | |
| TOTAL 345-FERAL HOG GRANT | | (820.83) | 0.00 |
| TXCDBG WCID1 BLOOMINGTON | | | |
| ===== | | | |
| 346 101-2000 | CLAIM ON CASH-WCID1 BLOOMING | 0.00 | |
| TOTAL 346-TXCDBG GNT-WCID1 BLOOM. | | 0.00 | 0.00 |
| TXCDBG WCID2 PLACEDO | | | |
| ===== | | | |
| 347 101-2000 | CLAIM ON CASH-WCID2 PLACEDO | 13,750.00 | |
| TOTAL 347-TXCDBG GNT- WCID2 PLACEDO | | 13,750.00 | 0.00 |

CASH & INVESTMENTS BY FUND

AS OF: MARCH 31ST, 2021

MARCH 31ST, 2021

| FUND ACCT. NO. | ACCOUNT NAME | CASH | INVESTMENTS |
|-------------------------------------|--------------------------------|--------------|-------------|
| CDBG HURRICANE HARVEY DR | | | |
| ===== | | | |
| 348 101-2000 | CLAIM ON CASH-CDBG HUR HARVEY | 0.00 | |
| | | ----- | ----- |
| TOTAL 348-CDBG HURRICANE HARVEY DR | | 0.00 | 0.00 |
| | | ----- | ----- |
| STATE FEE ACCOUNT | | | |
| ===== | | | |
| 350 101-2000 | CLAIM ON CASH-STATE FEE FD | 191,033.32 | |
| | | ----- | ----- |
| TOTAL 350-STATE FEE ACCOUNT | | 191,033.32 | 0.00 |
| | | ----- | ----- |
| PESC MENTAL HEALTH DEPUTY | | | |
| ===== | | | |
| 355 101-2000 | CLAIM ON CASH-PESC MENTAL HLTH | 0.00 | |
| | | ----- | ----- |
| TOTAL 355-PESC MENTAL HEALTH DEPUTY | | 0.00 | 0.00 |
| | | ----- | ----- |
| MENTAL HLTH PEACE OFF FD | | | |
| ===== | | | |
| 356 101-2000 | CLAIM ON CASH-MENTAL SO/GB | (52,646.47) | |
| | | ----- | ----- |
| TOTAL 356-MENTAL HEALTH PEACE OFF | | (52,646.47) | 0.00 |
| | | ----- | ----- |
| BISD SCHOOL RESOURCE OFF | | | |
| ===== | | | |
| 358 101-2000 | CLAIM ON CASH-BISD SCHL RESOUR | (11,407.11) | |
| | | ----- | ----- |
| TOTAL 358-BISD SCHOOL RESOURCE OFF | | (11,407.11) | 0.00 |
| | | ----- | ----- |
| SHERIFF'S FORFEITURE FD | | | |
| ===== | | | |
| 360 101-2000 | CLAIM ON CASH-SHERIFF FORFEIT | 371,554.39 | |
| 360 151-1001 | TEXPOOL INVESTMENTS | | 0.00 |
| 360 151-1005 | LOCAL GOVT. INVEST. COOP. | | 0.00 |
| | | ----- | ----- |
| TOTAL 360-SHERIFF'S FORFEITURE FUND | | 371,554.39 | 0.00 |
| | | ----- | ----- |
| SHERIFF'S DONATION FUND | | | |
| ===== | | | |
| 361 101-2000 | CLAIM ON CASH-SHERIFF DONATION | 260.70 | |
| | | ----- | ----- |
| TOTAL 361-SHERIFF'S DONATION FUND | | 260.70 | 0.00 |
| | | ----- | ----- |

| FUND ACCT. NO. | ACCOUNT NAME | CASH | INVESTMENTS |
|----------------------------------|-------------------------------------|--------------|-------------|
| SHER DOJ FEDERAL FORFEIT | | | |
| ===== | | | |
| 362 101-2000 | CLAIM ON CASH-SO DOJ FED FORFE | 171,874.89 | |
| | | ----- | ----- |
| | TOTAL 362-SHERIFF DOJ FED. FORFEIT. | 171,874.89 | 0.00 |
| | | ----- | ----- |
| CDA CONTRABAND FORFEITURE | | | |
| ===== | | | |
| 370 101-2000 | CLAIM ON CASH-CDA CONTRA FORF | 826,908.85 | |
| 370 151-1005 | LOCAL GOVT. INVEST. COOP. | | 0.00 |
| | | ----- | ----- |
| | TOTAL 370-CDA CONTRABAND FORFEITURE | 826,908.85 | 0.00 |
| | | ----- | ----- |
| CDA DOJ EQUITABLE SHARE | | | |
| ===== | | | |
| 371 101-2000 | CLAIM ON CASH-CDA DOJ EQUIT | 1,103.60 | |
| | | ----- | ----- |
| | TOTAL 371-CDA DOJ EQUITABLE SHARE | 1,103.60 | 0.00 |
| | | ----- | ----- |
| SHERIFF DOT FEDERAL FORF | | | |
| ===== | | | |
| 372 101-2000 | CLAIM ON CASH-SO DOT FED FORF. | 271,191.46 | |
| | | ----- | ----- |
| | TOTAL 372-SHERIFF DOT FEDERAL FORF | 271,191.46 | 0.00 |
| | | ----- | ----- |
| SHERIFF COMMISSARY FUND | | | |
| ===== | | | |
| 380 101-2000 | CLAIM ON CASH-SHER. COMMISSARY | 386,846.06 | |
| | | ----- | ----- |
| | TOTAL 380-SHERIFF COMMISSARY FUND | 386,846.06 | 0.00 |
| | | ----- | ----- |
| JUVENILE COMMISSARY FUND | | | |
| ===== | | | |
| 390 101-2000 | CLAIM ON CASH-JUV COMMISSARY | 7,506.89 | |
| | | ----- | ----- |
| | TOTAL 390-JUVENILE COMMISSARY FUND | 7,506.89 | 0.00 |
| | | ----- | ----- |
| NATIONAL SCHOOL LUNCH PRG | | | |
| ===== | | | |
| 392 101-2000 | CLAIM ON CASH-NSLP | (22,869.24) | |
| | | ----- | ----- |
| | TOTAL 392-NATIONAL SCHOOL LUNCH PRG | (22,869.24) | 0.00 |
| | | ----- | ----- |

| FUND ACCT. NO. | ACCOUNT NAME | CASH | INVESTMENTS |
|-------------------------------------|--------------------------------|---------------|-------------|
| VISD SRO REIMBURSEMENT | | | |
| ===== | | | |
| 395 101-2000 | CLAIM ON CASH-VISD SRO REIMB | (125,577.28) | |
| TOTAL 395-VISD SRO REIMBURSEMENT | | (125,577.28) | 0.00 |
| HEALTH INSURANCE FUND | | | |
| ===== | | | |
| 410 101-2000 | CLAIM ON CASH-HEALTH INSUR | (552,532.27) | |
| 410 101-3000 | CASH IN BANK/BOON CHAPMAN | 18.06 | |
| TOTAL 410-HEALTH INSURANCE FUND | | (552,514.21) | 0.00 |
| EMPLOYEE BENEFIT FUND | | | |
| ===== | | | |
| 420 101-2000 | CLAIM ON CASH-EMPLOYEE BENEF | 5,786.86 | |
| TOTAL 420-EMPLOYEE BENEFIT FUND | | 5,786.86 | 0.00 |
| ELECTIONS ADM SPECIAL | | | |
| ===== | | | |
| 450 101-2000 | CLAIM ON CASH-ELECT ADM SPEC | 16,700.06 | |
| TOTAL 450-ELECTIONS ADM SPECIAL | | 16,700.06 | 0.00 |
| HAVA ELCTN SECURITY GRANT | | | |
| ===== | | | |
| 454 101-2000 | CLAIM ON CASH-HAVA ELECTN SECU | 19,708.93 | |
| TOTAL 454-HAVA ELECTN SECURITY GRNT | | 19,708.93 | 0.00 |
| HELP AMERICA VOTE GRANT | | | |
| ===== | | | |
| 455 101-2000 | CLAIM ON CASH-HELP AMER VOTE | 0.09 | |
| TOTAL 455-HELP AMERICA VOTE GRANT | | 0.09 | 0.00 |
| CTCL GRANT | | | |
| ===== | | | |
| 456 101-2000 | CLAIM ON CASH-CTCL GRANT | 0.00 | |
| TOTAL 456-CTCL GRANT | | 0.00 | 0.00 |

| FUND ACCT. NO. | ACCOUNT NAME | CASH | INVESTMENTS |
|-----------------------------------|--------------------------------|------------|-------------|
| ELECTIONS CHAPTER 19 | | | |
| ===== | | | |
| 457 101-2000 | CLAIM ON CASH-ELECT CHAPT 19 | (518.19) | |
| TOTAL 457-ELECTIONS CHAPTER 19 FD | | (518.19) | 0.00 |
| TAX ASSESSOR SPECIAL | | | |
| ===== | | | |
| 499 101-3000 | SPECIAL INVENTORY ACCT. | 168,845.95 | |
| TOTAL 499-TAX ASSESSOR, SPECIAL | | 168,845.95 | 0.00 |
| HISTORICAL COMMISSION | | | |
| ===== | | | |
| 500 101-2000 | CLAIM ON CASH-HISTORICAL COMM | 19,721.02 | |
| TOTAL 500-HISTORICAL COMMISSION | | 19,721.02 | 0.00 |
| CHILD WELFARE BOARD | | | |
| ===== | | | |
| 515 101-2000 | CLAIM ON CASH-CHILD WELFARE BD | 12,435.61 | |
| TOTAL 515-CHILD WELFARE BOARD | | 12,435.61 | 0.00 |
| REBUILD TEXAS FUND | | | |
| ===== | | | |
| 550 101-2000 | CLAIM ON CASH-REBUILD TK FUND | 43,557.48 | |
| TOTAL 550-REBUILD TEXAS FUND | | 43,557.48 | 0.00 |
| DEBT SERVICE | | | |
| ===== | | | |
| 700 101-2000 | CLAIM ON CASH-DEBT SERVICE | 817,101.29 | |
| TOTAL 700-DEBT SERVICE | | 817,101.29 | 0.00 |
| LAW LIBRARY FUND | | | |
| ===== | | | |
| 720 101-2000 | CLAIM ON CASH-LAW LIBRARY FD | 52,669.41 | |
| TOTAL 720-LAW LIBRARY FUND | | 52,669.41 | 0.00 |

CASH & INVESTMENTS BY FUND

AS OF: MARCH 31ST, 2021

MARCH 31ST, 2021

| FUND ACCT. NO. | ACCOUNT NAME | CASH | INVESTMENTS |
|-------------------------------------|--------------------------------|---------------|-------------|
| LTR GRP RENOVATN RETAIN | | | |
| ===== | | | |
| 771 101-2000 | CLAIM ON CASH-LTR GRP RETAIN | 0.00 | |
| TOTAL 771-LTR GRP RENOVATN RETAIN | | 0.00 | 0.00 |
| VICTORIA HEALTH DEPT | | | |
| ===== | | | |
| 800 101-2000 | CLAIM ON CASH-HEALTH DEPT | (567,964.49) | |
| 800 101-3000 | CASH IN BANK/HLTH 340B DRAFT. | 254,083.31 | |
| TOTAL 800-VICTORIA HEALTH DEPT. | | (313,881.18) | 0.00 |
| TX A&M UNIV HLTH SCIENCE | | | |
| ===== | | | |
| 801 101-2000 | CLAIM ON CASH-TX A&M HLTH SCI | 5,628.25 | |
| TOTAL 801-TX A&M UNIV HLTH SCIENCE | | 5,628.25 | 0.00 |
| MEDICAID ADM CLAIM FD | | | |
| ===== | | | |
| 802 101-2000 | CLAIM ON CASH-MEDICAID ADM CLM | 49,848.23 | |
| TOTAL 802-MEDICAID ADM CLAIMS FD | | 49,848.23 | 0.00 |
| TEXAS HOME VISITING GNT | | | |
| ===== | | | |
| 803 101-2000 | CLAIM ON CASH-TX HOME VISITING | (111,236.22) | |
| TOTAL 803-TEXAS HOME VISITING GRANT | | (111,236.22) | 0.00 |
| HOGG FOUNDATION GRANT | | | |
| ===== | | | |
| 804 101-2000 | CLAIM ON CASH-HOGG FOUNDAT. | 80,231.01 | |
| TOTAL 804-HOGG FOUNDATION GNT | | 80,231.01 | 0.00 |
| HURRICANE PUBLIC HLTH GNT | | | |
| ===== | | | |
| 805 101-2000 | CLAIM ON CASH-HURRICANE PUBLIC | (2,060.00) | |
| TOTAL 805-HURRICANE PUBLIC HLTH GNT | | (2,060.00) | 0.00 |

CASH & INVESTMENTS BY FUND

AS OF: MARCH 31ST, 2021

MARCH 31ST, 2021

| FUND ACCT. NO. | ACCOUNT NAME | CASH | INVESTMENTS |
|----------------------------------|-------------------------------|----------------------|----------------------|
| AMERICARES | | | |
| ===== | | | |
| 806 101-2000 | CLAIM ON CASH-AMERICARES | 0.00 | |
| TOTAL 806-AMERICARES | | 0.00 | 0.00 |
| VICTORIA WIC PROGRAM | | | |
| ===== | | | |
| 810 101-2000 | CLAIM ON CASH-WIC PROGRAM | (39,539.23) | |
| TOTAL 810-VICTORIA WIC PROGRAM | | (39,539.23) | 0.00 |
| NAVARRO PROJECT FUND | | | |
| ===== | | | |
| 845 101-2000 | CLAIM ON CASH-NAVARRO LEASE | 0.00 | |
| 845 101-3000 | CASH/BK NY/INTEREST | 0.00 | |
| 845 101-3001 | CASH/BK NY/PRINCIPAL | 0.00 | |
| 845 101-3002 | CASH/BK NY/PROJECT | 0.00 | |
| 845 101-3003 | CASH/BK NY/RESERVE (2017) | 0.00 | |
| 845 151-1001 | MONEY MARKET MUTUAL FDS | | 0.00 |
| 845 151-1002 | GOVERNMENT SECURITIES | | 0.00 |
| 845 151-1006 | INVESTORS CASH TRUST | | 0.00 |
| TOTAL 845-NAVARRO PROJECT FUND | | 0.00 | 0.00 |
| FLEXIBLE BENEFITS PLAN | | | |
| ===== | | | |
| 870 101-2000 | CASH-FLEX BEN-DENTAL,LIFE,VSN | 38,829.01 | |
| 870 101-3000 | CASH IN BANK/PROSPERITY BANK | 86,163.98 | |
| TOTAL 870-FLEXIBLE BENEFITS PLAN | | 124,992.99 | 0.00 |
| LEOSE FUND | | | |
| ===== | | | |
| 880 101-2000 | CLAIM ON CASH-LEOSE FUND | 64,019.08 | |
| TOTAL 880-LEOSE FUND | | 64,019.08 | 0.00 |
| TOTAL CASH AND INVESTMENTS | | 63,187,062.87 | 12,277,767.59 |
| *** END OF REPORT *** | | | |
| Pooled Cash | | (31,180,495.76) | 12,277,767.59 |
| | | <u>32,006,567.11</u> | <u>12,277,767.59</u> |

| FUND ACCT. NO. | ACCOUNT NAME | CASH | INVESTMENTS |
|------------------------------------|--------------------------------|---------------|-------------|
| VICTORIA COUNTY HOSPITAL | | | |
| 820 101-1000 | HOSPITAL FUND | 59,500,045.23 | |
| 820 101-2004 | CMC 125 PLAN | 195,749.97 | |
| 820 101-2010 | CMC BONDS 2019 | 9,072,823.20 | |
| 820 101-3000 | CMC ACCTS PAYABLE | 471.93 | |
| 820 101-4000 | CMC PAYROLL | 6.95 | |
| 820 101-4100 | CMC MEDICAL PROFESS #214125768 | 100.00 | |
| 820 101-4105 | CMC MEDICAL PROFESS #217301213 | 9,158,212.45 | |
| 820 101-4200 | CMC WEIGHT MANAGEMENT CNTR | 528,863.58 | |
| 820 101-4300 | CMC HOME HEALTH AGENCY | 4,467,754.97 | |
| 820 101-5001 | ARBORETUM NURSE /REHAB/WINNIE | 0.00 | |
| 820 101-5002 | MATAGORDA NURSING & REHAB | 36,810.41 | |
| 820 101-5003 | TWIN PINES NURSING & REHAB | 185,963.23 | |
| 820 101-5004 | SHADY OAKS NURSING & REHAB | 43,792.50 | |
| 820 101-5005 | AMISTAD NURSING & REHAB | 0.00 | |
| 820 101-5006 | GANADO NURSING & REHAB | 68,605.77 | |
| 820 101-5007 | CUERO NURSING & REHAB | 7,871.00 | |
| 820 101-5008 | STEVENS NURSE & REHAB/HALLETTS | 5,798.00 | |
| 820 101-5009 | PORT LAVACA NURSING & REHAB | 0.00 | |
| 820 101-5010 | SOUTHBROOKE NURSING & REHAB | 0.00 | |
| 820 101-5011 | WHARTON NURSING & REHAB | 0.00 | |
| 820 101-5012 | YOAKUM NURSING & REHAB | 0.00 | |
| 820 101-5100 | CUERO NURSING & REHAB-HUD | 107,495.78 | |
| 820 101-5105 | STEVENS NURSE & REHAB-HUD | 124,704.44 | |
| 820 101-5110 | PORT LAVACA NURSE & REHAB-HUD | 121,841.22 | |
| 820 101-5115 | SOUTHBROOKE NURSE&REHAB-HUD | 112,754.14 | |
| 820 101-5120 | WHARTON NURSING& REHAB-HUD | 121,370.63 | |
| 820 101-5125 | YOAKUM NURSING & REHAB-HUD | 40,296.16 | |
| 820 101-5130 | MATAGORDA NURSING & REHAB-HUD | 31,764.43 | |
| 820 101-5135 | TWIN PINES NURSING & REHAB-HUD | 0.03 | |
| 820 101-5140 | GANADO NURSING & REHAB-HUD | 0.01 | |
| 820 151-1004 | CERTIFICATES OF DEPOSIT | | 0.00 |
| 820 151-1005 | LOCAL GOVT. INVEST. COOP. | | 0.00 |
| TOTAL 820-VICTORIA COUNTY HOSPITAL | | 83,933,096.03 | 0.00 |
| TOTAL CASH AND INVESTMENTS | | 83,933,096.03 | 0.00 |

*** END OF REPORT ***

CD INVESTMENTS GENERAL FUND

PERIOD ENDING 3/31/2021

| ISSUER | CUSIP | BROKER | TERM | % EARN | BOOK VALUE | SETTLE | MATURE | MKT PRICE | MARKET VALUE |
|--|------------|--------|------|--------|---------------|------------|------------|-----------|---------------|
| KESSLER FEDERAL CREDIT UNION | 49254FAJ5 | MBS | 30 | 3.00% | \$ 245,000.00 | 1/31/2019 | 7/30/2021 | 100.983 | \$ 247,408.35 |
| KERN SCHOOL FEDERAL CREDIT UNION | 49228XAA8 | MBS | 36 | 2.80% | \$ 245,000.00 | 2/27/2019 | 2/28/2022 | 102.477 | \$ 251,068.65 |
| MORGAN STANLY PRIVATE BANK NATIONAL ASSN | 61760AWX3 | MBS | 36 | 2.75% | \$ 245,000.00 | 3/7/2019 | 3/7/2022 | 102.517 | \$ 251,166.65 |
| GOLDMAN SACHS | 38148P4N4 | MBS | 36 | 2.90% | \$ 245,000.00 | 1/30/2019 | 1/31/2022 | 102.372 | \$ 250,811.40 |
| MEDALLION BANK SALT LAKE CITY UT | 58404DDP3 | MBS | 36 | 2.70% | \$ 245,000.00 | 3/22/2019 | 3/22/2022 | 102.553 | \$ 251,254.85 |
| UNIV OF IOWA CMNTY CREDIT UNION N LIBERTY IA | 91435LAY3 | MBS | 24 | 2.50% | \$ 245,000.00 | 5/15/2019 | 5/14/2021 | 100.299 | \$ 245,732.55 |
| SIGNAT BANK ARKANSAS FAYETTEVILLE | 82669JIC8 | MBS | 36 | 2.50% | \$ 245,000.00 | 5/17/2019 | 5/17/2022 | 102.656 | \$ 251,507.20 |
| BANK OF NEW ENGLAND SALEM NH | 06426KBB3 | MBS | 36 | 2.45% | \$ 245,000.00 | 5/23/2019 | 5/23/2022 | 102.694 | \$ 251,600.30 |
| TIAA FSB JACKSONVILLE FL | 87270LCE1 | MBS | 36 | 2.50% | \$ 245,000.00 | 5/17/2019 | 5/17/2022 | 102.712 | \$ 251,644.40 |
| CAPITAL ONE BANK USA NATL ASSN GLEN ALLEN CA | 14042TAN7 | MBS | 35 | 2.45% | \$ 200,000.00 | 6/10/2019 | 5/23/2022 | 102.693 | \$ 205,386.00 |
| UBS BANK USA SALT LAKE CITY UT | 90348BJLQ1 | MBS | 24 | 2.45% | \$ 245,000.00 | 6/10/2019 | 6/7/2021 | 100.447 | \$ 246,095.15 |
| VERUS BANK COMMERCE FT COLLINS CO | 92535LCG7 | MBS | 24 | 2.20% | \$ 245,000.00 | 6/28/2019 | 6/28/2021 | 100.526 | \$ 246,288.70 |
| BAR HARBOR BK&TR ME | 066851WU6 | MBS | 24 | 2.05% | \$ 245,000.00 | 6/28/2019 | 6/28/2021 | 100.489 | \$ 246,198.05 |
| LUANA SAVINGS BANK IOWA | 549104GV3 | MBS | 36 | 2.20% | \$ 245,000.00 | 6/21/2019 | 6/21/2022 | 102.569 | \$ 251,294.05 |
| BALBOA THRIFT & LOAN ASSN CHULA VISTA CA | 05765LAX5 | MBS | 36 | 2.00% | \$ 245,000.00 | 7/19/2019 | 7/18/2022 | 102.459 | \$ 251,024.55 |
| UNITED BANKERS BANK BLOOMINGTON MN | 909557JE1 | MBS | 30 | 2.00% | \$ 245,000.00 | 7/24/2019 | 1/24/2022 | 101.577 | \$ 248,863.65 |
| 1ST SOURCE BANK SOUTH BEND IN | 33646CLH5 | MBS | 35 | 2.00% | \$ 245,000.00 | 7/11/2019 | 6/13/2022 | 102.288 | \$ 250,605.60 |
| BARCLAYS BANK DEL RETAIL | 06740KNFO | MBS | 24 | 2.00% | \$ 245,000.00 | 7/19/2019 | 7/17/2021 | 100.595 | \$ 246,457.75 |
| HANMI BANK LOS ANGELES CA | 410493ELO | MBS | 36 | 2.00% | \$ 245,000.00 | 7/19/2019 | 7/19/2022 | 102.459 | \$ 251,024.55 |
| CONGRESSIONAL BANK POTPMAC MD | 20726ABB3 | MBS | 28 | 2.00% | \$ 245,000.00 | 7/24/2019 | 11/24/2021 | 101.284 | \$ 248,145.80 |
| FIRST NATL BANK PARAGOULD ARK | 32114LBN8 | MBS | 36 | 2.00% | \$ 245,000.00 | 7/26/2019 | 7/26/2022 | 102.494 | \$ 251,110.30 |
| THREE RIVERS CREDIT UNION FT WAYNE IN | 88563LAHO | MBS | 24 | 2.10% | \$ 245,000.00 | 8/1/2019 | 8/2/2021 | 100.694 | \$ 246,700.30 |
| CIT BANK NAT ASSN PASADENA CA | 12556LBB1 | MBS | 36 | 1.95% | \$ 245,000.00 | 8/23/2019 | 8/23/2022 | 102.568 | \$ 251,291.60 |
| RAYMOND JAMES BANK NATL ASSN | 75472RAC5 | MBS | 36 | 1.90% | \$ 245,000.00 | 8/23/2019 | 8/23/2022 | 102.497 | \$ 251,117.65 |
| STERLING BANK POPLAR BLUFF MO | 85916VDL6 | MBS | 37 | 1.75% | \$ 245,000.00 | 9/6/2019 | 10/6/2022 | 102.474 | \$ 251,061.30 |
| FIRST FARMERS BK&TR CONVERSE IN | 320165JL8 | MBS | 24 | 1.65% | \$ 245,000.00 | 9/6/2019 | 9/3/2021 | 100.683 | \$ 246,673.35 |
| COMMUNITY FIST BANK KOKOMO IN | 20368TCN8 | MBS | 24 | 1.65% | \$ 245,000.00 | 9/12/2019 | 9/13/2021 | 100.723 | \$ 246,771.35 |
| FIRST NATL BANK AMER EAST LANSING MI | 32110YNA9 | MBS | 24 | 1.60% | \$ 245,000.00 | 9/17/2019 | 9/17/2021 | 100.717 | \$ 246,756.65 |
| FIRST NATL BANK SYRACUSE JOHNSON KS | 334342CG5 | MBS | 26 | 1.65% | \$ 245,000.00 | 9/18/2019 | 11/18/2021 | 101.009 | \$ 247,472.05 |
| MAPLE BANK CHAMPLIN MN | 565109BP9 | MBS | 30 | 1.70% | \$ 245,000.00 | 10/11/2019 | 4/11/2022 | 101.655 | \$ 249,054.75 |
| ENCORE BANK LITTLE ROCK AR | 29260MAPO | MBS | 30 | 1.70% | \$ 245,000.00 | 10/23/2019 | 4/25/2022 | 101.715 | \$ 249,201.75 |
| WELL FARGO NATL BANK WEST LAS VEGAS NV | 949495AT2 | MBS | 36 | 1.90% | \$ 245,000.00 | 1/29/2020 | 1/30/2023 | 103.209 | \$ 252,862.05 |
| BANK OZK LITTLE ROCK AR | 06417NQZ9 | MBS | 14 | 1.70% | \$ 245,000.00 | 1/31/2020 | 5/3/2021 | 100.151 | \$ 245,369.95 |

4/16/2021CD INVESTMENTS COURT

CD INVESTMENTS GENERAL FUND

PERIOD ENDING 3/31/2021

| ISSUER | CUSIP | BROKER | TERM | % EARN | BOOK VALUE | SETTLE | MATURE | MKT PRICE | MARKET VALUE |
|--------------------------------|-----------|--------|------|--------|---------------|-----------|-----------|------------|------------------|
| SOMERSET TRUST CO PA | 835104BW9 | MBS | 18 | 1.65% | \$ 245,000.00 | 1/30/2020 | 7/30/2021 | 100.537 | \$ 246,315.65 |
| SYNOVUS BANK COLUMBUS GA | 87164DQB9 | MBS | 18 | 1.65% | \$ 245,000.00 | 1/30/2020 | 7/30/2021 | 100.537 | \$ 246,315.65 |
| NEXTIER BANK N A KITTANNING PA | 65344AAB1 | MBS | 24 | 1.60% | \$ 245,000.00 | 2/21/2020 | 2/22/2022 | 101.360 | \$ 248,332.00 |
| EAGLE BANK BETHESDA MD | 27002YEU6 | MBS | 30 | 1.60% | \$ 245,000.00 | 2/12/2020 | 8/12/2022 | 102.027 | \$ 249,966.15 |
| ALMA BANK ASTORIA NY | 020080BR7 | MBS | 36 | 1.60% | \$ 245,000.00 | 2/7/2020 | 2/7/2023 | 102.686 | \$ 251,580.70 |
| MORGAN STANLY PRIVATE BANK | 61760A6Q7 | MBS | 36 | 1.85% | \$ 245,000.00 | 1/30/2020 | 1/30/2023 | 103.122 | \$ 252,648.90 |
| LIVE OAK BANKING CO | 538036JZ8 | MBS | 36 | 1.55% | \$ 245,000.00 | 3/6/2020 | 3/6/2023 | 102.696 | \$ 251,605.20 |
| AXOS BANK | 05465DAG3 | MBS | 36 | 1.60% | \$ 245,000.00 | 3/26/2020 | 3/27/2023 | 102.869 | \$ 252,029.05 |
| | | | | 2.04% | 10,000,000.00 | | | 101.782244 | \$ 10,177,814.55 |

4/16/2021CD INVESTMENTS COURT

INTEREST EARNED STATEMENT
MARCH 2021

| FUND | FUND NAME | 2018 | 2019 | 2020 | 2021 YR TO DATE | CURRENT MONTH |
|------|---------------------------------|---------------------|---------------------|-------------------|--------------------|------------------|
| 100 | GENERAL FUND | 466,648.37 | 587,193.96 | 394,512.17 | 67,194.03 | 20,857.76 |
| 200 | ROAD & BRIDGE FUND | 75,845.46 | 107,701.21 | 29,957.88 | 686.95 | 100.83 |
| 700 | DEBT SERVICE | 10,491.55 | 16,599.52 | 5,297.82 | 154.61 | 13.85 |
| 770 | CAPITAL PROJECTS | 0.00 | 0.00 | 0.00 | 0.00 | 0.00 |
| | Sub-Total Budgeted Funds | 552,985.38 | 711,494.69 | 429,767.87 | 68,035.59 | 20,972.44 |
| | | | | | | |
| 119 | CLERK'S ARCHIVE | 5551.35 | 4,809.15 | 1339.90 | 43.86 | 5.38 |
| 150 | TAX SALES | 552.17 | 552.17 | 188.95 | 8.30 | 1.98 |
| 231 | JUVENILE PROBATION | 0.00 | 0.00 | 26.58 | 0.00 | 0.00 |
| 240 | DRUG COURTS PROGRAM | 256.25 | 364.14 | 90.63 | 0.61 | 0.05 |
| 300 | CDA PROCESSING FEE | 168.15 | 113.51 | 56.08 | 1.16 | 0.36 |
| 310 | 4-H ACTIVITY CENTER | 120.37 | 162.21 | 41.40 | 0.92 | 0.11 |
| 320 | AIRPORT DRAFTING | 351.11 | 351.11 | 2580.64 | 108.08 | 12.35 |
| 321 | AIRPORT | 2244.67 | 4,517.73 | 0.00 | 0.00 | 0.00 |
| 330 | SPECIAL SERVICE | 9596.57 | 9,179.04 | 2006.11 | 72.47 | 9.65 |
| 338 | GCRP 911 | 275.60 | 275.60 | 459.94 | 14.44 | 1.72 |
| 360 | SHERIFF'S FORFEITURE | 7251.10 | 9,444.59 | 2569.35 | 57.52 | 6.59 |
| 361 | SHERIFF'S DONATION | 8.47 | 6.08 | 1.50 | 0.03 | 0.00 |
| 362 | SHERIFF'S DOJ | 4965.25 | 6,544.45 | 1712.99 | 25.40 | 3.03 |
| 370 | CDA CONTRABAND FORFEIT. | 10490.95 | 14,327.42 | 4629.56 | 127.77 | 14.74 |
| 371 | CDA DOJ EQUITABLE SHARE | 17.69 | 23.69 | 6.32 | 0.16 | 0.02 |
| 372 | SHERIFF DOT FED FORFEIT | 1369.73 | 2,241.60 | 1556.92 | 40.07 | 4.78 |
| 380 | SHERIFF COMMISSARY | 3954.32 | 5,771.00 | 1516.82 | 52.29 | 6.42 |
| 390 | JUVENILE COMMISSARY | 112.82 | 155.19 | 42.12 | 1.10 | 0.13 |
| 410 | HEALTH INSURANCE | 9542.34 | 2,826.58 | 520.89 | 18.06 | 3.61 |
| 450 | ELECTION ADMINISTRATOR | 255.79 | 603.90 | 112.79 | 1.21 | 0.30 |
| 454 | HAVA SECURITY GRANT | 0.00 | 0.00 | 8.79 | 3.14 | 0.35 |
| 455 | HELP AMERICA VOTE GRANT | 0.00 | 0.00 | 23.10 | 0.47 | 0.09 |
| 499 | TAX ASSESSOR SPECIAL | 8572.46 | 12,336.30 | 2132.62 | 59.26 | 2.22 |
| 500 | HISTORICAL COMMISSION | 406.58 | 465.73 | 115.82 | 2.93 | 0.35 |
| 771 | LONG TERM RENO RETAIN | 0.00 | 0.00 | 47.36 | 5.90 | 0.00 |
| 800 | HEALTH DEPT DRAFTING | 179.54 | 344.06 | 134.86 | 23.53 | 3.68 |
| 870 | FLEXIBLE BENEFIT PLAN | 817.46 | 1,462.81 | 452.24 | 13.86 | 1.48 |
| 820 | HOSPITAL | 522103.44 | 660,159.66 | 218255.08 | 8,015.21 | 1,002.79 |
| 820 | CMC 125 PLAN | 2738.71 | 3,574.47 | 919.23 | 24.93 | 2.89 |
| 830 | CMC ACCOUNTS PAYABLE | 19037.56 | 21,179.25 | 6,180.52 | 181.99 | 22.17 |
| 840 | CMC PAYROLL | 6975.28 | 8,995.36 | 2,510.40 | 66.77 | 6.95 |
| 820 | CMC MEDICAL PROFESSIONAL | 79628.52 | 150,498.80 | 28,373.70 | 987.94 | 147.32 |
| 820 | CMC HOME HEALTH | 15579.84 | 45,408.24 | 17,674.68 | 600.35 | 74.99 |
| 820 | CMC WEIGHT MGMT | 6202.93 | 9,384.11 | 2,669.80 | 73.24 | 8.94 |
| 820 | CMC NURSING HOMES | 25035.19 | 31,354.07 | 8,031.76 | 174.48 | 17.78 |
| 950 | NAVIGATION DISTRICT | 85119.55 | 145,379.51 | 43,977.79 | 1,176.77 | 150.59 |
| 950 | NAVIG CONSTRUCTION 2012A | 1.98 | 0.23 | 0.00 | 0.00 | 0.00 |
| 950 | NAVIG. CONSTRUCTION 2015 | 126550.67 | 78,476.12 | 6,262.51 | 161.24 | 21.14 |
| 950 | NAVIG 2012A/B INT& SINKING | 6909.40 | 9,613.21 | 3,205.40 | 79.01 | 11.67 |
| 950 | NAVIG. INTEREST & SINKING | 25.76 | 2.84 | 0.00 | 0.00 | 0.00 |
| | TOTAL | 1,515,954.95 | 1,952,398.62 | 790,203.02 | 80,260.06 | 22,519.06 |