



County of Victoria

205 N. Bridge St., Suite 110
Victoria, TX 77901
skennedy@vctx.org

Sean Kennedy, CIO
County Treasurer

October 25, 2021

Honorable Judge Ben Zeller
Victoria County Commissioners' Court

Chapter 2256.023, Government Code (The Public Funds Investment Act), requires the investment officer of each local government to submit to its governing body a quarterly report of investment transactions.


The attached report details investments for Victoria County, Citizens Medical Center and Victoria County Navigation District for the quarter ending September 30, 2021.

Portfolios total \$123,131,629.57, invested with an emphasis on safety, liquidity and yield. The portfolio for the quarter is; LOGIC Pool 1.85%, Certificate of Deposits 5.94% and 92.21% in cash with an average interest rate of .755%.

Federal Reserve Bank Fed Fund interest rate remained constant this quarter and the forecast does not predict any change. Currently the Fed Funds interest rate is 0.00% to 0.25%. Investment cash accounts at Prosperity Bank earned an average .30% for the quarter.

Pledged collateral of bank deposits, held by Prosperity Bank, is above limits required by our depository contract.

Respectfully submitted,


Sean Kennedy, CIO
Victoria County Treasurer

VICTORIA COUNTY INVESTMENT REPORT QUARTER ENDED
SEPTEMBER 30, 2021

FUND	PURCH DATE	ORIGINAL FACE	CURRENT FACE	DESCRIPTION	MAT DATE	Call Date	NET YIELD	PURCH PRICE	BEGINNING BOOK VALUE	BEGINNING MARKET VALUE	ENDING BOOK VALUE	ENDING MARKET VALUE	NET YIELD
VICTORIA COUNTY													
100	10/19/2017	2,278,183.27	2,278,427.03	LOGIC POOL			0.073%	5,000,000.00	2,278,183.27	2,278,183.27	2,278,427.03	2,278,427.03	0.042%
100		9,273,000.00	7,313,000.00	Certificate of Deposit			1.970%		9,273,000.00	9,273,000.00	7,313,000.00	7,313,000.00	1.923%
		0	0	Certificate of Deposit					0.00	0.00	0.00	0.00	
		0	0	Gov't Agencies, Disc Notes					0.00	0.00	0.00	0.00	
		<u>11,551,183.27</u>	<u>9,591,427.03</u>	TOTAL INVESTMENTS					<u>11,551,183.27</u>	<u>11,551,183.27</u>	<u>9,591,427.03</u>	<u>9,591,427.03</u>	
COUNTY FUNDS INVESTED									11,551,183.27	11,551,183.27	9,591,427.03	9,591,427.03	
CASH ON HAND													0.300%
							TOTAL		<u>48,512,389.38</u>		<u>41,832,532.63</u>		0.755%
CITIZENS MEDICAL CENTER													
		0	0	LOGIC POOL			0.000%		0.00	0.00	0.00	0.00	
		0	0	Certificate of Deposit			0.000%	0.00	0.00	0.00	0.00	0.00	
		0	0	Certificate of Deposit			0.000%	0.00	0.00	0.00	0.00	0.00	
		0	0	Certificate of Deposit			0.000%	0.00	0.00	0.00	0.00	0.00	
		0	0	Certificate of Deposit			0.000%	0.00	0.00	0.00	0.00	0.00	
		<u>0</u>	<u>0</u>	TOTAL INVESTMENTS					<u>0.00</u>	<u>0.00</u>	<u>0.00</u>	<u>0.00</u>	
HOSPITAL FUNDS INVESTED									0.00	0.00	0.00	0.00	
CASH ON HAND													0.300%
							TOTAL		<u>74,665,518.69</u>		<u>75,188,440.35</u>		
NAVIGATION DISTRICT													
		0	0	LOGIC POOL - BOND FUND			0.000%		0.00	0.00	0.00	0.00	
		0	0	LOGIC POOL - OPERATING FUND			0.000%		0.00	0.00	0.00	0.00	
		0	0	Certificate of Deposit			0.000%	0.00	0.00	0.00	0.00	0.00	
		0	0	Certificate of Deposit			0.000%	0.00	0.00	0.00	0.00	0.00	
		0	0	Certificate of Deposit			0.000%	0.00	0.00	0.00	0.00	0.00	
		0	0	Certificate of Deposit			0.000%	0.00	0.00	0.00	0.00	0.00	
		<u>0</u>	<u>0</u>	TOTAL INVESTMENTS					<u>0.00</u>	<u>0.00</u>	<u>0.00</u>	<u>0.00</u>	
NAVIGATION DISTRICT INVESTMENTS									0.00	0.00	0.00	0.00	
CASH ON HAND													0.300%
BANK BALANCE - NOT BOOK BALANCE							TOTAL		<u>9,056,494.52</u>		<u>6,110,656.59</u>		
									<u>9,056,494.52</u>		<u>6,110,656.59</u>		

FUND	PURCH DATE	ORIGINAL FACE	CURRENT FACE	DESCRIPTION	MAT DATE	Call Date	NET YIELD	PURCH PRICE	BEGINNING BOOK VALUE	BEGINNING MARKET VALUE	ENDING BOOK VALUE	ENDING MARKET VALUE	NET YIELD
		11551183.27	9591427.03	GRAND TOTAL INVESTMENTS					11,551,183.27	11,551,183.27	9,591,427.03	9,591,427.03	

CASH & INVESTMENT SUMMARY BY FUND

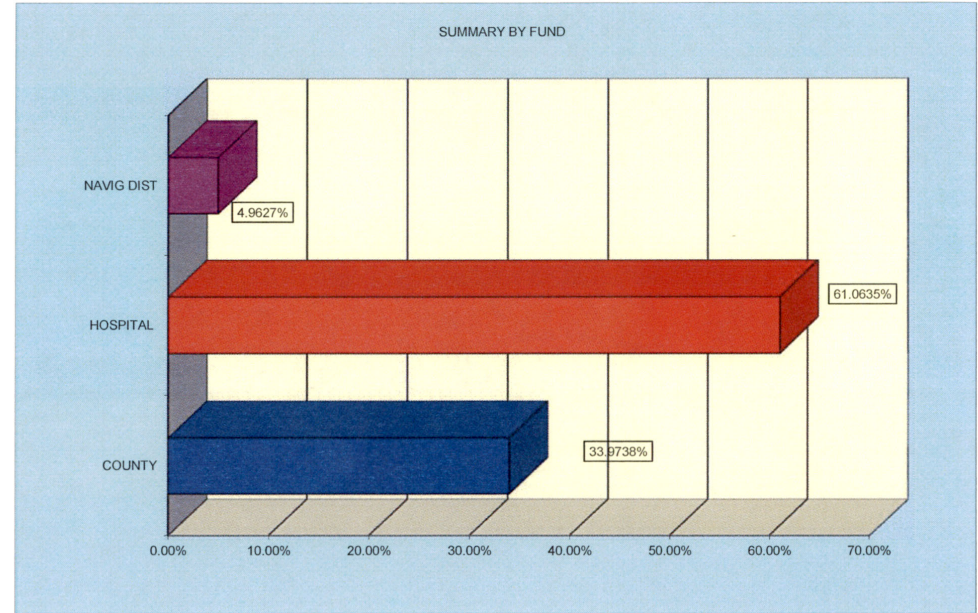
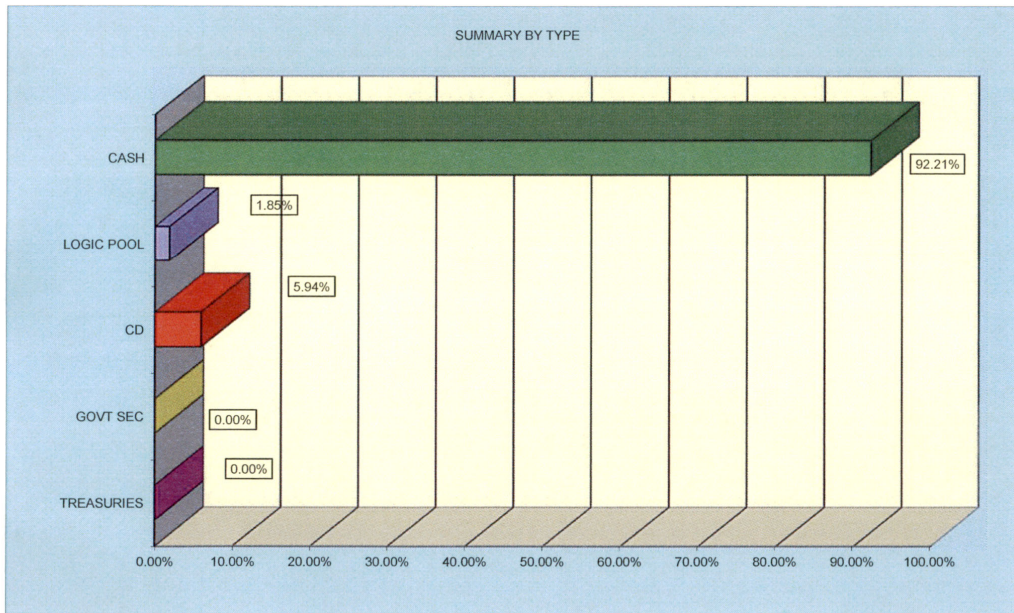
TOTAL COUNTY FUNDS
TOTAL HOSPITAL FUNDS
TOTAL NAVIGATION DISTRICT FUNDS

	JULY 1, 2021		SEPTEMBER 30, 2021	
	36.6867%	48,512,389.38	41,832,532.63	33.9738%
	56.4645%	74,665,518.69	75,188,440.35	61.0635%
	6.8488%	9,056,494.52	6,110,656.59	4.9627%
	100.00%	132,234,402.59	123,131,629.57	100.00%
	Above totals include cash.		Above totals include cash.	

INVESTMENT SUMMARY BY TYPE

TREASURIES
GOVERNMENT SECURITIES
CERTIFICATES OF DEPOSIT
LOGIC POOL
TOTAL INVESTMENT OTHER THAN CASH
TOTAL CASH

	0.0000%	0.00	0.00	0.0000%
	0.0000%	0.00	0.00	0.0000%
	7.0125%	9,273,000.00	7,313,000.00	5.9392%
	1.7228%	2,278,183.27	2,278,427.03	1.8504%
	8.7354%	11,551,183.27	9,591,427.03	7.7896%
	91.2646%	120,683,219.32	113,540,202.54	92.2104%
	100.00%	132,234,402.59	123,131,629.57	100.00%



CD INVESTMENTS GENERAL FUND

PERIOD ENDING 9/30/2021

ISSUER	CUSIP	BROKER	TERM	% EARN	BOOK VALUE	SETTLE	MATURE	MKT PRICE	MARKET VALUE
KERN SCHOOL FEDERAL CREDIT UNION	49228XAA8	MBS	36	2.80%	\$ 245,000.00	2/27/2019	2/28/2022	101.110	\$ 247,719.50
MORGAN STANLY PRIVATE BANK NATIONAL ASSN	61760AWX3	MBS	36	2.75%	\$ 245,000.00	3/7/2019	3/7/2022	101.163	\$ 247,849.35
GOLDMAN SACHS	38148P4N4	MBS	36	2.90%	\$ 245,000.00	1/30/2019	1/31/2022	100.956	\$ 247,342.20
MEDALLION BANK SALT LAKE CITY UT	58404DDP3	MBS	36	2.70%	\$ 245,000.00	3/22/2019	3/22/2022	101.242	\$ 248,042.90
SIGNATURE BANK ARKANSAS FAYETTEVILLE	82669LJC8	MBS	36	2.50%	\$ 245,000.00	5/17/2019	5/17/2022	101.492	\$ 248,655.40
BANK OF NEW ENGLAND SALEM NH	06426KBB3	MBS	36	2.45%	\$ 245,000.00	5/23/2019	5/23/2022	101.532	\$ 248,753.40
TIAA FSB JACKSONVILLE FL	87270LCE1	MBS	36	2.50%	\$ 245,000.00	5/17/2019	5/17/2022	101.530	\$ 248,748.50
CAPITAL ONE BANK USA NATL ASSN GLEN ALLEN CA	14042TAN7	MBS	35	2.45%	\$ 200,000.00	6/10/2019	5/23/2022	101.539	\$ 203,078.00
LUANA SAVINGS BANK IOWA	549104GV3	MBS	36	2.20%	\$ 245,000.00	6/21/2019	6/21/2022	101.548	\$ 248,792.60
BALBOA THRIFT & LOAN ASSN CHULA VISTA CA	05765LAX5	MBS	36	2.00%	\$ 245,000.00	7/19/2019	7/18/2022	101.542	\$ 248,777.90
UNITED BANKERS BANK BLOOMINGTON MN	909557JE1	MBS	30	2.00%	\$ 245,000.00	7/24/2019	1/24/2022	100.602	\$ 246,474.90
1ST SOURCE BANK SOUTH BEND IN	33646CLH5	MBS	35	2.00%	\$ 245,000.00	7/11/2019	6/13/2022	101.369	\$ 248,354.05
HANMI BANK LOS ANGELES CA	410493ELO	MBS	36	2.00%	\$ 245,000.00	7/19/2019	7/19/2022	101.542	\$ 248,777.90
CONGRESSIONAL BANK POTPMAC MD	20726ABB3	MBS	28	2.00%	\$ 245,000.00	7/24/2019	11/24/2021	100.290	\$ 245,710.50
FIRST NATL BANK PARAGOULD ARK	32114LBN8	MBS	36	2.00%	\$ 245,000.00	7/26/2019	7/26/2022	101.577	\$ 248,863.65
CIT BANK NAT ASSN PASADENA CA	12556LBB1	MBS	36	1.95%	\$ 245,000.00	8/23/2019	8/23/2022	101.681	\$ 249,118.45
RAYMOND JAMES BANK NATL ASSN	75472RAC5	MBS	36	1.90%	\$ 245,000.00	9/6/2019	8/23/2022	101.636	\$ 249,008.20
STERLING BANK POPLAR BLUFF MO	85916VDL6	MBS	37	1.75%	\$ 245,000.00	9/6/2019	10/6/2022	101.669	\$ 249,089.05
FIRST NATL BANK SYRACUSE JOHNSON KS	334342CG5	MBS	26	1.65%	\$ 245,000.00	10/11/2019	11/18/2021	100.207	\$ 245,507.15
MAPLE BANK CHAMPLIN MN	565109BP9	MBS	30	1.70%	\$ 245,000.00	10/23/2019	4/11/2022	100.851	\$ 247,084.95
ENCORE BANK LITTLE ROCK AR	29260MAP0	MBS	30	1.70%	\$ 245,000.00	1/29/2020	4/25/2022	100.916	\$ 247,244.20
WELL FARGO NATL BANK WEST LAS VEGAS NV	949495AT2	MBS	36	1.90%	\$ 245,000.00	1/30/2020	1/30/2023	102.278	\$ 250,581.10
NEXTIER BANK N A KITTANNING PA	65344AAB1	MBS	24	1.60%	\$ 245,000.00	2/12/2020	2/22/2022	100.592	\$ 246,450.40
EAGLE BANK BETHESDA MD	27002YEU6	MBS	30	1.60%	\$ 245,000.00	2/7/2020	8/12/2022	101.310	\$ 248,209.50
ALMA BANK ASTORIA NY	020080BR7	MBS	36	1.60%	\$ 245,000.00	1/30/2020	2/7/2023	101.893	\$ 249,637.85
MORGAN STANLY PRIVATE BANK	61760A6Q7	MBS	36	1.85%	\$ 245,000.00	3/6/2020	1/30/2023	102.215	\$ 250,426.75
LIVE OAK BANKING CO	538036JZ8	MBS	36	1.55%	\$ 245,000.00	3/26/2020	3/6/2023	101.907	\$ 249,672.15
AXOS BANK	05465DAG3	MBS	36	1.60%	\$ 245,000.00	5/14/2021	3/27/2023	102.036	\$ 249,988.20
GREENSTATE CREDIT UNION	39573LBF4	MBS	36	0.045%	\$ 249,000.00	6/3/2021	5/14/2024	99.762	\$ 248,407.38
NEW YORK COMMUNITY BANK	649447UP2	MBS	36	0.350%	\$ 249,000.00	6/3/2021	6/3/2024	99.451	\$ 247,632.99
				1.93%	7,313,000.00			101.247933	\$ 7,403,999.07

10/20/2021CD INVESTMENTS COURT

INTEREST EARNED STATEMENT
SEPTEMBER 2021


FUND	FUND NAME	2021			
		2018	2019	2020	YR TO DATE
100	GENERAL FUND	466,648.37	587,193.96	394,512.17	172,976.44
200	ROAD & BRIDGE FUND	75,845.46	107,701.21	29,957.88	4,059.03
700	DEBT SERVICE	10,491.55	16,599.52	5,297.82	747.96
770	CAPITAL PROJECTS	0.00	0.00	0.00	0.00
	Sub-Total Budgeted Funds	552,985.38	711,494.69	429,767.87	177,783.43
119	CLERK'S ARCHIVE	5551.35	4,809.15	1339.90	322.68
150	TAX SALES	552.17	552.17	188.95	64.52
190	AMERICAN RESCUE PLAN	0.00	0.00	0.00	7,218.12
231	JUVENILE PROBATION	0.00	0.00	26.58	26.78
240	DRUG COURTS PROGRAM	256.25	364.14	90.63	1.09
300	CDA PROCESSING FEE	168.15	113.51	56.08	10.57
310	4-H ACTIVITY CENTER	120.37	162.21	41.40	6.55
320	AIRPORT DRAFTING	351.11	351.11	2580.64	619.66
321	AIRPORT	2244.67	4,517.73	0.00	0.00
330	SPECIAL SERVICE	9596.57	9,179.04	2006.11	701.42
338	GCRP 911	275.60	275.60	459.94	95.91
360	SHERIFF'S FORFEITURE	7251.10	9,444.59	2569.35	571.66
361	SHERIFF'S DONATION	8.47	6.08	1.50	0.24
362	SHERIFF'S DOJ	4965.25	6,544.45	1712.99	155.19
370	CDA CONTRABAND FORFEIT.	10490.95	14,327.42	4629.56	891.15
371	CDA DOJ EQUITABLE SHARE	17.69	23.69	6.32	1.08
372	SHERIFF DOT FED FORFEIT	1369.73	2,241.60	1556.92	262.82
380	SHERIFF COMMISSARY	3954.32	5,771.00	1516.82	387.66
390	JUVENILE COMMISSARY	112.82	155.19	42.12	7.32
410	HEALTH INSURANCE	9542.34	2,826.58	520.89	284.59
450	ELECTION ADMINISTRATOR	255.79	603.90	112.79	27.71
454	HAVA SECURITY GRANT	0.00	0.00	8.79	19.33
455	HELP AMERICA VOTE GRANT	0.00	0.00	23.10	0.38
499	TAX ASSESSOR SPECIAL	8572.46	12,336.30	2132.62	553.24
500	HISTORICAL COMMISSION	406.58	465.73	115.82	19.01
771	LONG TERM RENO RETAIN	0.00	0.00	47.36	5.90
800	HEALTH DEPT DRAFTING	179.54	344.06	134.86	336.58
870	FLEXIBLE BENEFIT PLAN	817.46	1,462.81	452.24	86.78
820	HOSPITAL	522103.44	660,159.66	218255.08	46,581.44
820	CMC 125 PLAN	2738.71	3,574.47	919.23	163.53
830	CMC ACCOUNTS PAYABLE	19037.56	21,179.25	6,180.52	1,177.39
840	CMC PAYROLL	6975.28	8,995.36	2,510.40	340.60
820	CMC MEDICAL PROFESSIONAL	79628.52	150,498.80	28,373.70	11,616.73
820	CMC HOME HEALTH	15579.84	45,408.24	17,674.68	4,502.87
820	CMC WEIGHT MGMT	6202.93	9,384.11	2,669.80	500.26
820	CMC NURSING HOMES	25035.19	31,354.07	8,031.76	1,114.48
950	NAVIGATION DISTRICT	85119.55	145,379.51	43,977.79	5,566.46
950	NAVIG CONSTRUCTION 2012A	1.98	0.23	0.00	0.00
950	NAVIG. CONSTRUCTION 2015	126550.67	78,476.12	6,262.51	813.69
950	NAVIG 2012A/B INT& SINKING	6909.40	9,613.21	3,205.40	266.55
950	NAVIG. INTEREST & SINKING	25.76	2.84	0.00	0.00
	TOTAL	1,515,954.95	1,952,398.62	790,203.02	263,105.37

MINUTES OF COUNTY FINANCES
TREASURER'S REPORT
MONTHLY- SEPTEMBER 2021


IN THE MATTER OF COUNTY FINANCES
IN THE HANDS OF SEAN KENNEDY
TREASURER OF VICTORIA COUNTY, TEXAS

COMMISSIONERS' COURT
VICTORIA COUNTY, TEXAS
IN SPECIAL SESSION
REGULAR TERM
OCTOBER 2021

IN ACCORDANCE with Section 114.026, Local Government Code, we, the undersigned, constituting the entire Commissioners Court of said County, certify that on the 25th day of October 2021, at the Special Session of a Regular Term of Court. We compared and examined the monthly report of Sean Kennedy, Treasurer of Victoria County, Texas, for September 2021, and finding the same correct, entered an order in the Minutes approving said Report, which states total cash and investments on hand as \$123,131,629.57




Danny Garcia, Commissioner Pct. 1




Gary Burns, Commissioner Pct. 3



Ben Zeller, County Judge




Kevin M. Janak, Commissioner Pct. 2



Clint C. Ives, Commissioner Pct. 4

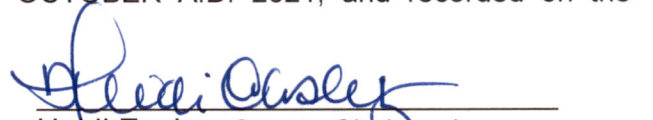
SWORN TO AND SUBSCRIBED BEFORE ME, by Ben Zeller, County Judge, and County Commissioners of said Victoria County, each respectively, on this the 25th day of October, A.D., 2021.




Attest: Heidi Easley, County Clerk

FILED FOR RECORD THIS 25 DAY OF OCTOBER A.D. 2021, and recorded on the 25 day of October, A.D. 2021.





Heidi Easley, County Clerk and
Ex-Officio Clerk of the Commissioners
Court in and for Victoria County, Texas.

By: 

Deputy **Stefanie Tumlinson**



MONTHLY REPORT OF

SEAN KENNEDY, COUNTY TREASURER

VICTORIA COUNTY, TEXAS

FOR THE MONTH OF SEPTEMBER 2021

This report, presented for the approval of the Commissioners' Court, in accordance with Vernon's Texas Codes Annotated, Local Government Code, and Section 83.002 (a) (3), and Title 10, Chapter 2256, Government Code (Public Funds Investment Act), is true and correct to the best of my knowledge and belief, according to the records of this office.

Sean Kennedy

SEAN KENNEDY
COUNTY TREASURER

VICTORIA COUNTY
INVESTMENTS ON HAND
SEPTEMBER 30, 2021

FUND	INV. NO.	PURCH DATE	PAR AMOUNT	DESCRIPTION	MAT DATE	CALL DATE	NET YIELD	PURCH PRICE	INDIV FND AMOUNT	TOTAL INVESTMENT	MARKET PRICE	MARKET VALUE
<u>VICTORIA COUNTY</u>												
				L.O.G.I.C. POOL			0.036%			2,278,427.03		2,278,427.03
				CERTIFICATE OF DEPOSIT			1.930%			7,313,000.00		7,313,000.00
				CASH ON HAND-COUNTY FUNDS			0.300%			32,241,105.60		32,241,105.60
				<u>TOTAL COUNTY FUNDS</u>						<u>41,832,532.63</u>		<u>41,832,532.63</u>
<u>CITIZENS MEDICAL CENTER</u>												
				L.O.G.I.C. POOL			0.000%			0.00		0.00
				CERTIFICATE OF DEPOSIT			0.000%			0.00		0.00
BANK BALANCE				CMC NURSING HOMES			0.300%			1,470,484.23		1,470,484.23
				CASH ON HAND-CITIZENS MEDICAL CENTER			0.300%			73,717,956.12		73,717,956.12
				<u>TOTAL HOSPITAL FUNDS</u>						<u>75,188,440.35</u>		<u>75,188,440.35</u>
<u>NAVIGATION DISTRICT</u>												
				CASH ON HAND 2015 CONSTRUCTION			0.300%			618,340.29		618,340.29
				CASH ON HAND 2015 INTEREST & SINKING			0.300%			317,897.17		317,897.17
				PROMOTION AND DEVELOPMENT FUND			0.300%			396,196.70		396,196.70
				CASH ON HAND-2012A/B INTEREST/SINKING			0.300%			382,172.62		382,172.62
BANK BALANCE				CASH ON HAND-NAVIGATION DISTRICT			0.300%			4,396,049.81		4,396,049.81
				<u>TOTAL NAVIGATION DIST FUNDS</u>						<u>6,110,656.59</u>		<u>6,110,656.59</u>
<u>SUMMARY TOTAL PORTFOLIO</u>												
				TOTAL COUNTY FUNDS						41,832,532.63	33.9738%	41,832,532.63
				TOTAL HOSPITAL FUNDS						75,188,440.35	61.0635%	75,188,440.35
BANK BALANCE				TOTAL NAVIGATION DISTRICT FUNDS						6,110,656.59	4.9627%	6,110,656.59
				<u>TOTAL FUNDS</u>						<u>123,131,629.57</u>	<u>100.00%</u>	<u>123,131,629.57</u>
				CASH ON HAND - ALL FUNDS						113,540,202.54	92.21%	113,540,202.54
				PLEDGED SECURITIES - ALL FUNDS						143,272,939.60		146,685,240.72
				CERTIFICATES OF DEPOSIT						7,313,000.00	5.94%	7,313,000.00
				MONEY MKT MUTUAL FUNDS						0.00	0.00%	0.00
				L.O.G.I.C. POOL						2,278,427.03	1.85%	2,278,427.03
				GOVERNMENT SECURITIES						0.00	0.00%	0.00
				<u>TOTAL INVESTMENTS</u>						<u>9,591,427.03</u>	<u>7.79%</u>	<u>9,591,427.03</u>
				<u>TOTAL PORTFOLIO INCLUDING CASH</u>						<u><u>123,131,629.57</u></u>	<u>100.00%</u>	<u><u>123,131,629.57</u></u>

CASH & INVESTMENTS BY FUND

AS OF: SEPTEMBER 30TH, 2021

FUND ACCT. NO.	ACCOUNT NAME	CASH	INVESTMENTS
POOLED CASH - APCA			
=====			
001 101-2000	POOLED CASH	30,493,641.78	
001 101-2005	POOLED CASH-PAYROLL	0.00	
TOTAL 001-POOLED CASH - APCA		30,493,641.78	0.00

GENERAL FUND			
=====			
100 101-2000	CLAIM ON CASH-GENERAL FUND	12,137,793.02	
100 101-3000	VC CREDIT CARD CLEARING ACCT	117,880.55	
100 151-1003	CERTIFICATE OF DEPOSIT		7,313,000.00
100 151-1005	LOCAL GOVT. INVEST. COOP.		2,278,427.03
TOTAL 100-GENERAL FUND		12,255,673.57	9,591,427.03

EMERGENCY MGMT			
=====			
108 101-2000	CLAIM ON CASH-EMER MGMT	(329,792.51)	
TOTAL 108-EMERGENCY MGMT		(329,792.51)	0.00

LEPC FUND			
=====			
109 101-2000	CLAIM ON CASH-LEPC	14,268.56	
TOTAL 109-LEPC FUND		14,268.56	0.00

J. P. SPECIAL FUND			
=====			
110 101-2000	CLAIM ON CASH-J.P. SPECIAL FD	258.36	
TOTAL 110-J.P. SPECIAL FUND		258.36	0.00

COUNTY JURY FUND			
=====			
118 101-2000	CLAIM ON CASH-COUNTY JURY FUND	912.65	
TOTAL 118-COUNTY JURY FUND		912.65	0.00

FUND ACCT. NO.	ACCOUNT NAME	CASH	INVESTMENTS
CO CLERK ARCHIVE FEE FD			
=====			
119 101-2000	CLAIM ON CASH-CO CLK ARCHIVE	353,466.87	
		-----	-----
TOTAL 119-CO CLERK ARCHIVE FEE FD		353,466.87	0.00
		-----	-----
RECORDS MANAGEMENT FUND			
=====			
120 101-2000	CLAIM ON CASH-RECORD MGMT	138,301.00	
		-----	-----
TOTAL 120-RECORDS MANAGEMENT FUND		138,301.00	0.00
		-----	-----
COURTHOUSE SECURITY FUND			
=====			
121 101-2000	CLAIM ON CASH-CRTHSE SECURITY	118,583.80	
		-----	-----
TOTAL 121-COURTHOUSE SECURITY FUND		118,583.80	0.00
		-----	-----
JUSTICE CT BLDG SECURITY			
=====			
122 101-2000	CLAIM ON CASH-JP CRT BLD SECUR	44,222.98	
		-----	-----
TOTAL 122-JUSTICE CT BLDG SECURITY		44,222.98	0.00
		-----	-----
DIST. CLERK RECORDS MGMT			
=====			
123 101-2000	CLAIM ON CASH-DIST CLK REC MGT	5,045.50	
		-----	-----
TOTAL 123-DIST. CLERK RECORD MGMT		5,045.50	0.00
		-----	-----
CO CLERK OF THE COURT			
=====			
124 101-2000	CLAIM ON CASH-CO CLRK OF COUR	26,937.14	
		-----	-----
TOTAL 124-CO CLERK OF THE COURT		26,937.14	0.00
		-----	-----
DIST CLERK OF THE COURT			
=====			
125 101-2000	CLAIM ON CASH-DIST CLRK OF CRT	4,213.39	
		-----	-----
TOTAL 125-DIST CLERK OF THE COURT		4,213.39	0.00
		-----	-----

CASH & INVESTMENTS BY FUND

AS OF: SEPTEMBER 30TH, 2021 SEPTEMBER 30TH, 2021

FUND	ACCT. NO.	ACCOUNT NAME	CASH	INVESTMENTS
COURT REPORTER SERVICE				
=====				
126	101-2000	CLAIM ON CASH-CRT REPORTER SRV	0.00	
			-----	-----
TOTAL 126-COURT REPORTER SERVICE			0.00	0.00
			-----	-----
CDBG-DR LOCAL BUYOUT				
=====				
128	101-2000	CLAIM ON CASH-CDBG-DR LOCAL BU	0.00	
			-----	-----
TOTAL 128-CDBG-DR LOCAL BUYOUT			0.00	0.00
			-----	-----
PATRIOT PARK DONATION FD				
=====				
140	101-2000	CLAIM ON CASH-PATRIOT PRK DON	3,001.56	
			-----	-----
TOTAL 140-PATRIOT PARK DONATION FD			3,001.56	0.00
			-----	-----
SHERIFF'S SPECIAL FUND				
=====				
150	101-2000	CLAIM ON CASH-SHERIFFS SPECIAL	0.00	
150	101-3000	PROPERTY TAX SALE ACCOUNT	62,071.80	
			-----	-----
TOTAL 150-SHERIFF'S SPECIAL FUND			62,071.80	0.00
			-----	-----
CONSTABLE'S SPECIAL FUND				
=====				
155	101-2000	CLAIM ON CASH-CONSTABLES SPEC	0.00	
			-----	-----
TOTAL 155-CONSTABLE'S SPECIAL FUND			0.00	0.00
			-----	-----
CLERK'S SPECIAL FUND				
=====				
160	101-2000	CLAIM ON CASH-CLERKS SPECIAL	0.00	
			-----	-----
TOTAL 160-CLERK'S SPECIAL FUND			0.00	0.00
			-----	-----
AMERICAN RESCUE PLAN				
=====				
190	101-2000	CLAIM ON CASH-AMERICAN RESCUE	8,950,336.62	
			-----	-----
TOTAL 190-AMERICAN RESCUE PLAN			8,950,336.62	0.00
			-----	-----

CASH & INVESTMENTS BY FUND

AS OF: SEPTEMBER 30TH, 2021 SEPTEMBER 30TH, 2021

FUND ACCT. NO.	ACCOUNT NAME	CASH	INVESTMENTS
DR-4586 2021 WINTER WEATH			
=====			
191 101-2000	CLAIM ON CASH-DR-4586 2021 WIN	(13,873.66)	
TOTAL 191-DR-4586 2021 WINTER WEATH		(13,873.66)	0.00
COVID19			
=====			
192 101-2000	CLAIM ON CASH-COVID19	559,912.24	
TOTAL 192-COVID19		559,912.24	0.00
GULF/MEXICO ENERGY SEC			
=====			
195 101-2000	CLAIM ON CASH-GULF MEXICO ENGY	592,256.68	
TOTAL 195-GULF/MEXICO ENERGY SEC.		592,256.68	0.00
HMGP DR-4332-0149 SO&JAIL			
=====			
196 101-2000	CLAIM ON CASH-HMGP DR-4332-014	0.00	
TOTAL 196-HMGP DR-4332-0149 SO&JAIL		0.00	0.00
FEMA HAZARD MIT FUND			
=====			
197 101-2000	CLAIM ON CASH-FEMA HAZARD MIT	0.00	
TOTAL 197- FEMA HAZARD MIT. FD		0.00	0.00
HURRICANE HARVEY DR#4332			
=====			
198 101-2000	CLAIM ON CASH-HURRICANE HARVEY	210,144.41	
198 101-3000	CLAIM ON CASH/GRANT FUND	0.00	
TOTAL 198-HURRICANE HARVEY DR#4332		210,144.41	0.00
TXDOT MCCOY RD RECONST			
=====			
199 101-2000	CLAIM ON CASH-TXDOT MCCOY RD	(696.30)	
TOTAL 199-TXDOT MCCOY RD RECONST		(696.30)	0.00

CASH & INVESTMENTS BY FUND

AS OF: SEPTEMBER 30TH, 2021 SEPTEMBER 30TH, 2021

FUND ACCT. NO.	ACCOUNT NAME	CASH	INVESTMENTS
ROAD AND BRIDGE FUND/PCT			
=====			
201 101-2000	CLAIM ON CASH-R&B PCT #1	588,772.30	
		-----	-----
	TOTAL 201-ROAD & BRIDGE FUND PCT 1	588,772.30	0.00
		-----	-----
ROAD AND BRIDGE FUND/PCT			
=====			
202 101-2000	CLAIM ON CASH-R&B PCT #2	1,030,301.41	
		-----	-----
	TOTAL 202-ROAD & BRIDGE FUND PCT 2	1,030,301.41	0.00
		-----	-----
ROAD AND BRIDGE FUND/PCT			
=====			
203 101-2000	CLAIM ON CASH-R&B PCT #3	1,135,030.54	
		-----	-----
	TOTAL 203-ROAD & BRIDGE FUND PCT 3	1,135,030.54	0.00
		-----	-----
ROAD AND BRIDGE FUND/PCT			
=====			
204 101-2000	CLAIM ON CASH-R&B PCT #4	796,132.51	
		-----	-----
	TOTAL 204-ROAD & BRIDGE FUND PCT 4	796,132.51	0.00
		-----	-----
CTIF GRANT FUND			
=====			
210 101-2000	CLAIM ON CASH-CTIF	0.00	
		-----	-----
	TOTAL 210-CTIF GRANT FUND	0.00	0.00
		-----	-----
CAPITAL CREDITS FUND			
=====			
215 101-2000	CLAIM ON CASH-CAPITAL CREDITS	126,578.73	
		-----	-----
	TOTAL 215-CAPITAL CREDITS FUND	126,578.73	0.00
		-----	-----
JUVENILE RESTITUTION			
=====			
221 101-2000	CLAIM ON CASH-JUVEN.RESTITUT.	18.93	
		-----	-----
	TOTAL 221-JUVENILE RESTITUTION	18.93	0.00
		-----	-----

CASH & INVESTMENTS BY FUND

AS OF: SEPTEMBER 30TH, 2021 SEPTEMBER 30TH, 2021

FUND ACCT. NO.	ACCOUNT NAME	CASH	INVESTMENTS
JUVENILE PROBATION FUND			
=====			
231 101-2000	CLAIM ON CASH-JUVEN PROBAT.	(35,945.29)	
		-----	-----
	TOTAL 231-JUVENILE PROBATION FD	(35,945.29)	0.00
		-----	-----
DRUG COURTS PROGRAMS			
=====			
240 101-2000	CLAIM ON CASH-DRUG CRT PROG	653.91	
		-----	-----
	TOTAL 240-DRUG COURTS PROGRAM	653.91	0.00
		-----	-----
24TH JUDICIAL DIST PROB			
=====			
241 101-2000	CLAIM ON CASH-24 JUD DIST PROB	105,527.94	
		-----	-----
	TOTAL 241-24TH JUDICIAL DIST. PROB	105,527.94	0.00
		-----	-----
COUNTY SPECIALTY COURT			
=====			
245 101-2000	CLAIM ON CASH-CNTY SPECIALTY	14,852.68	
		-----	-----
	TOTAL 245-COUNTY SPECIALTY COURT	14,852.68	0.00
		-----	-----
LOCAL TRUANCY PREVENTION			
=====			
280 101-2000	CLAIM ON CASH-LOCAL TRUANCY	17,191.22	
		-----	-----
	TOTAL 280-LOCAL TRUANCY PREVENTIONS	17,191.22	0.00
		-----	-----
JUSTICE TECHNOLOGY FUND			
=====			
281 101-2000	CLAIM ON CASH-JUSTICE TECH.	13,616.90	
		-----	-----
	TOTAL 281-JUSTICE TECHNOLOGY FD.	13,616.90	0.00
		-----	-----
FAMILY PROTECTION FEE FD			
=====			
282 101-2000	CLAIM ON CASH-FAM PROTECT FEE	5,096.69	
		-----	-----
	TOTAL 282-FAMILY PROTECTION FEE FD	5,096.69	0.00
		-----	-----

CASH & INVESTMENTS BY FUND

AS OF: SEPTEMBER 30TH, 2021 SEPTEMBER 30TH, 2021

FUND ACCT. NO.	ACCOUNT NAME	CASH	INVESTMENTS
<hr/>			
CO/DIST TECHNOLOGY FD			
=====			
283 101-2000	CLAIM ON CASH-CO/DIST TECHNOL	31,080.89	
		-----	-----
TOTAL 283-CO/DIST TECHNOLOGY FD		31,080.89	0.00
		-----	-----
CHILD ABUSE PREVENTION			
=====			
286 101-2000	CLAIM ON CASH-CHILD ABUSE PRV	122.09	
		-----	-----
TOTAL 286-CHILD ABUSE PREVENTION		122.09	0.00
		-----	-----
CDA PROCESSING FEE FUND			
=====			
300 101-2000	CLAIM ON CASH-CDA PROCESS FEE	8,823.19	
		-----	-----
TOTAL 300-CDA PROCESSING FEE FUND		8,823.19	0.00
		-----	-----
BOND FORFEITURE COMM			
=====			
301 101-2000	CLAIM ON CASH-BOND FORFEITURE	34,894.35	
		-----	-----
TOTAL 301-BOND FORFEITURE COMM		34,894.35	0.00
		-----	-----
CDA STATE JUDICIARY FUND			
=====			
302 101-2000	CLAIM ON CASH-CDA STATE JUD.	(1,270.68)	
		-----	-----
TOTAL 302-CDA STATE JUDICIARY FUND		(1,270.68)	0.00
		-----	-----
PRETRIAL INTERVENTION			
=====			
303 101-2000	CLAIM ON CASH-PRETRIAL INTERV	45,482.74	
		-----	-----
TOTAL 303-PRETRIAL INTERVENTION		45,482.74	0.00
		-----	-----
CDA VICTIMS ASSISTANCE GR			
=====			
305 101-2000	CLAIM ON CASH-CDA VICTIMS ASST	(5,102.56)	
		-----	-----
TOTAL 305-CDA VICTIMS ASSIST GRANT		(5,102.56)	0.00
		-----	-----

CASH & INVESTMENTS BY FUND

AS OF: SEPTEMBER 30TH, 2021 SEPTEMBER 30TH, 2021

FUND	ACCT. NO.	ACCOUNT NAME	CASH	INVESTMENTS
VICTIM COORD/LIASON GNT				
=====				
306	101-2000	CLAIM ON CASH-SO VICT COORD	(9,063.80)	
			-----	-----
		TOTAL 306-VICTIM COORD/LIASON GNT	(9,063.80)	0.00
			-----	-----
SCAAP PROGRAM				
=====				
307	101-2000	CLAIM ON CASH-SCAAP PROGRAM	2,815.00	
			-----	-----
		TOTAL 307-SCAAP PROGRAM	2,815.00	0.00
			-----	-----
TEXAS VINE GRANT				
=====				
308	101-2000	CLAIM ON CASH-TX VINE GRANT	(4,642.78)	
			-----	-----
		TOTAL 308-TEXAS VINE GRANT	(4,642.78)	0.00
			-----	-----
4/H ACTIVITY CENTER				
=====				
310	101-2000	CLAIM ON CASH-4/H ACTIVITY CNT	6,833.05	
			-----	-----
		TOTAL 310-4/H ACTIVITY CENTER	6,833.05	0.00
			-----	-----
AIRPORT FUND				
=====				
321	101-2000	CLAIM ON CASH-AIRPORT FUND	518,457.39	
321	101-3000	CASH IN BANK/AIRPORT DRAFTING	211,900.85	
321	151-1000	TREASURY BILLS		0.00
321	151-1001	TEXPOOL INVESTMENTS		0.00
321	151-1005	LOCAL GOVT. INVEST COOP		0.00
			-----	-----
		TOTAL 321-AIRPORT FUND	730,358.24	0.00
			-----	-----
AIRPORT GRANT FUND				
=====				
322	101-2000	CLAIM ON CASH-AIRPORT GRANT	0.00	
			-----	-----
		TOTAL 322-AIRPORT GRANT FUND	0.00	0.00
			-----	-----

CASH & INVESTMENTS BY FUND

AS OF: SEPTEMBER 30TH, 2021 SEPTEMBER 30TH, 2021

FUND ACCT. NO.	ACCOUNT NAME	CASH	INVESTMENTS
AIRPORT CAPITAL PROJECTS			
=====			
323 101-2000	CLAIM ON CASH-AIRP CAPITAL PRO	242,036.55	
		-----	-----
TOTAL 323-AIRPORT CAPITAL PROJECTS		242,036.55	0.00
		-----	-----
SPECIAL SERVICE FUND			
=====			
330 101-2000	CLAIM ON CASH-SPECIAL SERVICE	780,451.47	
		-----	-----
TOTAL 330-SPECIAL SERVICE FUND		780,451.47	0.00
		-----	-----
JAG-REG TASK FORCE APPREH			
=====			
331 101-2000	CLAIM ON CASH-JAG REG TASK FOR	(13,847.98)	
		-----	-----
TOTAL 331-JAG-REG TASK FORCE APPREH		(13,847.98)	0.00
		-----	-----
OOG FY 2020 CESF			
=====			
332 101-2000	CLAIM ON CASH-OOG FY2020 CESF	0.00	
		-----	-----
TOTAL 332-OOG FY 2020 CESF		0.00	0.00
		-----	-----
BJA FY 2020 CESF			
=====			
333 101-2000	CLAIM ON CASH-BJA FY 2020 CESF	0.00	
		-----	-----
TOTAL 333-BJA FY 2020 CESF		0.00	0.00
		-----	-----
SWB RURAL LAW ENFORCEMENT			
=====			
334 101-2000	CLAIM ON CASH-SWB RURAL LAW EN	0.00	
		-----	-----
TOTAL 334-SWB RURAL LAW ENFORCEMENT		0.00	0.00
		-----	-----
STONEGARDEN GRANT			
=====			
336 101-2000	CLAIM ON CASH-STONEGARDEN GNT	(59,340.37)	
		-----	-----
TOTAL 336-STONEGARDEN 2010SST0-0008		(59,340.37)	0.00
		-----	-----

CASH & INVESTMENTS BY FUND

AS OF: SEPTEMBER 30TH, 2021 SEPTEMBER 30TH, 2021

FUND ACCT. NO.	ACCOUNT NAME	CASH	INVESTMENTS
JAG-LESS LETHAL FORCE			
=====			
337 101-2000	CLAIM ON CASH-JAG LESS LETHAL	0.00	
		-----	-----
	TOTAL 337-JAG-LESS LETHAL FORCE	0.00	0.00
		-----	-----
CLICK IT OR TICKET			
=====			
338 101-2000	CLAIM ON CASH-GCRPC 9-1-1	95,685.73	
		-----	-----
	TOTAL 338-GCRPC - 9-1-1 ALLOCATION	95,685.73	0.00
		-----	-----
BYRNE JAG PROGRAM			
=====			
339 101-2000	CLAIM ON CASH-BYRNE JAG PROG	(8,644.00)	
		-----	-----
	TOTAL 339-BYRNE JAG PROGRAM	(8,644.00)	0.00
		-----	-----
HIGH INTENSITY DRUG TRAF			
=====			
340 101-2000	CLAIM ON CASH-HIGH INTENSITY	(23,907.74)	
		-----	-----
	TOTAL 340-HIGH INTENSITY DRUG TRAFF	(23,907.74)	0.00
		-----	-----
GCRPC SOLID WASTE GRANT			
=====			
341 101-2000	CLAIM ON CASH-GCRPC SOLID WAST	0.00	
		-----	-----
	TOTAL 341-GCRPC SOLID WASTE GRNT	0.00	0.00
		-----	-----
RIFLE REST BODY ARM GNT			
=====			
343 101-2000	CLAIM ON CASH-RIFLE RESIT BODY	(27,924.96)	
		-----	-----
	TOTAL 343-RIFLE RESIT BODY ARMOR GN	(27,924.96)	0.00
		-----	-----
FIREFIGHTERS GRANT			
=====			
344 101-2000	CLAIM ON CASH-FIREFIGHTERS GNT	(16,818.00)	
		-----	-----
	TOTAL 344-FIREFIGHTERS GRANT	(16,818.00)	0.00
		-----	-----

CASH & INVESTMENTS BY FUND

AS OF: SEPTEMBER 30TH, 2021 SEPTEMBER 30TH, 2021

FUND ACCT. NO.	ACCOUNT NAME	CASH	INVESTMENTS
FERAL HOG GRANT			
=====			
345 101-2000	CLAIM ON CASH-FERAL HOG GRANT	0.00	
		-----	-----
	TOTAL 345-FERAL HOG GRANT	0.00	0.00
		-----	-----
TXCDBG WCID1 BLOOMINGTON			
=====			
346 101-2000	CLAIM ON CASH-WCID1 BLOOMING	0.00	
		-----	-----
	TOTAL 346-TXCDBG GNT-WCID1 BLOOM.	0.00	0.00
		-----	-----
TXCDBG WCID2 PLACEDO			
=====			
347 101-2000	CLAIM ON CASH-WCID2 PLACEDO	4,526.36	
		-----	-----
	TOTAL 347-TXCDBG GNT- WCID2 PLACEDO	4,526.36	0.00
		-----	-----
CDBG HURRICANE HARVEY DR			
=====			
348 101-2000	CLAIM ON CASH-CDBG HUR HARVEY	0.00	
		-----	-----
	TOTAL 348-CDBG HURRICANE HARVEY DR	0.00	0.00
		-----	-----
STATE FEE ACCOUNT			
=====			
350 101-2000	CLAIM ON CASH-STATE FEE FD	190,265.26	
		-----	-----
	TOTAL 350-STATE FEE ACCOUNT	190,265.26	0.00
		-----	-----
PESC MENTAL HEALTH DEPUTY			
=====			
355 101-2000	CLAIM ON CASH-PESC MENTAL HLTH	(4,179.58)	
		-----	-----
	TOTAL 355-PESC MENTAL HEALTH DEPUTY	(4,179.58)	0.00
		-----	-----
MENTAL HLTH PEACE OFF FD			
=====			
356 101-2000	CLAIM ON CASH-MENTAL SO/GB	(50,886.70)	
		-----	-----
	TOTAL 356-MENTAL HEALTH PEACE OFF	(50,886.70)	0.00
		-----	-----

CASH & INVESTMENTS BY FUND

AS OF: SEPTEMBER 30TH, 2021 SEPTEMBER 30TH, 2021

FUND ACCT. NO.	ACCOUNT NAME	CASH	INVESTMENTS
BISD SCHOOL RESOURCE OFF			
=====			
358 101-2000	CLAIM ON CASH-BISD SCHL RESOUR	(16,843.77)	
		-----	-----
	TOTAL 358-BISD SCHOOL RESOURCE OFF	(16,843.77)	0.00
		-----	-----
SHERIFF'S FORFEITURE FD			
=====			
360 101-2000	CLAIM ON CASH-SHERIFF FORFEIT	667,326.38	
360 151-1001	TEXPOOL INVESTMENTS		0.00
360 151-1005	LOCAL GOVT. INVEST. COOP.		0.00
		-----	-----
	TOTAL 360-SHERIFF'S FORFEITURE FUND	667,326.38	0.00
		-----	-----
SHERIFF'S DONATION FUND			
=====			
361 101-2000	CLAIM ON CASH-SHERIFF DONATION	260.91	
		-----	-----
	TOTAL 361-SHERIFF'S DONATION FUND	260.91	0.00
		-----	-----
SHER DOJ FEDERAL FORFEIT			
=====			
362 101-2000	CLAIM ON CASH-SO DOJ FED FORFE	120,734.68	
		-----	-----
	TOTAL 362-SHERIFF DOJ FED. FORFEIT.	120,734.68	0.00
		-----	-----
CDA CONTRABAND FORFEITURE			
=====			
370 101-2000	CLAIM ON CASH-CDA CONTRA FORF	949,597.55	
370 151-1005	LOCAL GOVT. INVEST. COOP.		0.00
		-----	-----
	TOTAL 370-CDA CONTRABAND FORFEITURE	949,597.55	0.00
		-----	-----
CDA DOJ EQUITABLE SHARE			
=====			
371 101-2000	CLAIM ON CASH-CDA DOJ EQUIT	1,104.52	
		-----	-----
	TOTAL 371-CDA DOJ EQUITABLE SHARE	1,104.52	0.00
		-----	-----
SHERIFF DOT FEDERAL FORF			
=====			
372 101-2000	CLAIM ON CASH-SO DOT FED FORF.	271,414.21	
		-----	-----
	TOTAL 372-SHERIFF DOT FEDERAL FORF	271,414.21	0.00
		-----	-----

FUND	ACCT. NO.	ACCOUNT NAME	CASH	INVESTMENTS
SHERIFF COMMISSARY FUND				
=====				
380	101-2000	CLAIM ON CASH-SHER. COMMISSARY	455,335.19	
			-----	-----
		TOTAL 380-SHERIFF COMMISSARY FUND	455,335.19	0.00
			-----	-----
JUVENILE COMMISSARY FUND				
=====				
390	101-2000	CLAIM ON CASH-JUV COMMISSARY	7,618.87	
			-----	-----
		TOTAL 390-JUVENILE COMMISSARY FUND	7,618.87	0.00
			-----	-----
NATIONAL SCHOOL LUNCH PRG				
=====				
392	101-2000	CLAIM ON CASH-NSLP	(18,166.13)	
			-----	-----
		TOTAL 392-NATIONAL SCHOOL LUNCH PRG	(18,166.13)	0.00
			-----	-----
VISD SRO REIMBURSEMENT				
=====				
395	101-2000	CLAIM ON CASH-VISD SRO REIMB	(61,525.67)	
			-----	-----
		TOTAL 395-VISD SRO REIMBURSEMENT	(61,525.67)	0.00
			-----	-----
HEALTH INSURANCE FUND				
=====				
410	101-2000	CLAIM ON CASH-HEALTH INSUR	(529,292.36)	
410	101-3000	CASH IN BANK/DOON CHAPMAN	284.59	
			-----	-----
		TOTAL 410-HEALTH INSURANCE FUND	(529,007.77)	0.00
			-----	-----
EMPLOYEE BENEFIT FUND				
=====				
420	101-2000	CLAIM ON CASH-EMPLOYEE BENEF	4,190.45	
			-----	-----
		TOTAL 420-EMPLOYEE BENEFIT FUND	4,190.45	0.00
			-----	-----
ELECTIONS ADM SPECIAL				
=====				
450	101-2000	CLAIM ON CASH-ELECT ADM SPEC	50,189.54	
			-----	-----
		TOTAL 450-ELECTIONS ADM SPECIAL	50,189.54	0.00
			-----	-----

CASH & INVESTMENTS BY FUND

AS OF: SEPTEMBER 30TH, 2021 SEPTEMBER 30TH, 2021

FUND ACCT. NO.	ACCOUNT NAME	CASH	INVESTMENTS
HAVA ELCTN SECURITY GRANT			
=====			
454 101-2000	CLAIM ON CASH-HAVA ELECTN SECU	19,725.12	
		-----	-----
	TOTAL 454-HAVA ELECTN SECURITY GRNT	19,725.12	0.00
		-----	-----
HELP AMERICA VOTE GRANT			
=====			
455 101-2000	CLAIM ON CASH-HELP AMER VOTE	0.00	
		-----	-----
	TOTAL 455-HELP AMERICA VOTE GRANT	0.00	0.00
		-----	-----
CTCL GRANT			
=====			
456 101-2000	CLAIM ON CASH-CTCL GRANT	0.00	
		-----	-----
	TOTAL 456-CTCL GRANT	0.00	0.00
		-----	-----
ELECTIONS CHAPTER 19			
=====			
457 101-2000	CLAIM ON CASH-ELECT CHAPT 19	(161.41)	
		-----	-----
	TOTAL 457-ELECTIONS CHAPTER 19 FD	(161.41)	0.00
		-----	-----
TAX ASSESSOR SPECIAL			
=====			
499 101-3000	SPECIAL INVENTORY ACCT.	791,335.05	
		-----	-----
	TOTAL 499-TAX ASSESSOR SPECIAL	791,335.05	0.00
		-----	-----
HISTORICAL COMMISSION			
=====			
500 101-2000	CLAIM ON CASH-HISTORICAL COMM	19,591.96	
		-----	-----
	TOTAL 500-HISTORICAL COMMISSION	19,591.96	0.00
		-----	-----
TX HIST COMM CLG GRANT			
=====			
505 101-2000	CLAIM ON CASH-TX HIST COMM CL	0.00	
		-----	-----
	TOTAL 505-TX HIST COMM CLG GRANT	0.00	0.00
		-----	-----

CASH & INVESTMENTS BY FUND

AS OF: SEPTEMBER 30TH, 2021 SEPTEMBER 30TH, 2021

FUND ACCT. NO.	ACCOUNT NAME	CASH	INVESTMENTS
CHILD WELFARE BOARD			
=====			
515 101-2000	CLAIM ON CASH-CHILD WELFARE BD	15,644.20	
		-----	-----
TOTAL 515-CHILD WELFARE BOARD		15,644.20	0.00
		-----	-----
REBUILD TEXAS FUND			
=====			
550 101-2000	CLAIM ON CASH-REBUILD TX FUND	22,084.68	
		-----	-----
TOTAL 550-REBUILD TEXAS FUND		22,084.68	0.00
		-----	-----
DEBT SERVICE			
=====			
700 101-2000	CLAIM ON CASH-DEBT SERVICE	596,337.55	
		-----	-----
TOTAL 700-DEBT SERVICE		596,337.55	0.00
		-----	-----
LAW LIBRARY FUND			
=====			
720 101-2000	CLAIM ON CASH-LAW LIBRARY FD	40,046.87	
		-----	-----
TOTAL 720-LAW LIBRARY FUND		40,046.87	0.00
		-----	-----
LTR GRP RENOVATN RETAIN			
=====			
771 101-2000	CLAIM ON CASH-LTR GRP RETAIN	0.00	
		-----	-----
TOTAL 771-LTR GRP RENOVATN RETAIN		0.00	0.00
		-----	-----
VICTORIA HEALTH DEPT			
=====			
800 101-2000	CLAIM ON CASH-HEALTH DEPT	(670,037.54)	
800 101-3000	CASH IN BANK/HLTH 340B DRAFT.	457,344.57	
		-----	-----
TOTAL 800-VICTORIA HEALTH DEPT.		(212,692.97)	0.00
		-----	-----
TX A&M UNIV HLTH SCIENCE			
=====			
801 101-2000	CLAIM ON CASH-TX A&M HLTH SCI	5,628.25	
		-----	-----
TOTAL 801-TX A&M UNIV HLTH SCIENCE		5,628.25	0.00
		-----	-----

FUND	ACCT. NO.	ACCOUNT NAME	CASH	INVESTMENTS
MEDICAID ADM CLAIM FD				
=====				
802	101-2000	CLAIM ON CASH-MEDICAID ADM CLM	57,315.52	
			-----	-----
		TOTAL 802-MEDICAID ADM CLAIMS FD	57,315.52	0.00
			-----	-----
TEXAS HOME VISITING GNT				
=====				
803	101-2000	CLAIM ON CASH-TX HOME VISITING	(73,643.29)	
			-----	-----
		TOTAL 803-TEXAS HOME VISITING GRANT	(73,643.29)	0.00
			-----	-----
HOGG FOUNDATION GRANT				
=====				
804	101-2000	CLAIM ON CASH-HOGG FOUNDAT.	180,368.54	
			-----	-----
		TOTAL 804-HOGG FOUNDATION GNT	180,368.54	0.00
			-----	-----
HURRICANE PUBLIC HLTH GNT				
=====				
805	101-2000	CLAIM ON CASH-HURRICANE PUBLIC	(14,243.37)	
			-----	-----
		TOTAL 805-HURRICANE PUBLIC HLTH GNT	(14,243.37)	0.00
			-----	-----
AMERICARES				
=====				
806	101-2000	CLAIM ON CASH-AMERICARES	0.00	
			-----	-----
		TOTAL 806-AMERICARES	0.00	0.00
			-----	-----
VICTORIA WIC PROGRAM				
=====				
810	101-2000	CLAIM ON CASH-WIC PROGRAM	(45,631.14)	
			-----	-----
		TOTAL 810-VICTORIA WIC PROGRAM	(45,631.14)	0.00
			-----	-----
NAVARRO PROJECT FUND				
=====				
845	101-2000	CLAIM ON CASH-NAVARRO LEASE	0.00	
845	101-3000	CASH/BK NY/INTEREST	0.00	
845	101-3001	CASH/BK NY/PRINCIPAL	0.00	
845	101-3002	CASH/BK NY/PROJECT	0.00	
845	101-3003	CASH/BK NY/RESERVE (2017)	0.00	
845	151-1001	MONEY MARKET MUTUAL FDS		0.00
845	151-1002	GOVERNMENT SECURITIES		0.00

CASH & INVESTMENTS BY FUND

AS OF: SEPTEMBER 30TH, 2021 SEPTEMBER 30TH, 2021

FUND	ACCT. NO.	ACCOUNT NAME	CASH	INVESTMENTS
845	151-1006	INVESTORS CASH TRUST		0.00
TOTAL 845-NAVARRO PROJECT FUND			0.00	0.00
FLEXIBLE BENEFITS PLAN				
870	101-2000	CASH-FLEX BEN-DENTAL, LIFE, VSN	32,212.30	
870	101-3000	CASH IN BANK/PROSPERITY BANK	106,646.41	
TOTAL 870-FLEXIBLE BENEFITS PLAN			138,858.71	0.00
LEOSE FUND				
880	101-2000	CLAIM ON CASH-LEOSE FUND	57,493.47	
TOTAL 880-LEOSE FUND			57,493.47	0.00
TOTAL CASH AND INVESTMENTS			62,734,747.38	9,591,427.03
*** END OF REPORT ***				
Pooled Cash			(30,493,641.78)	9,591,427.03
			<u>32,241,105.60</u>	<u>9,591,427.03</u>

FUND	ACCT. NO.	ACCOUNT NAME	CASH	INVESTMENTS
VICTORIA COUNTY HOSPITAL				
820	101-1000	HOSPITAL FUND	47,660,933.00	
820	101-2004	CMC 125 PLAN	184,153.79	
820	101-2010	CMC BONDS 2019	5,479,759.39	
820	101-3000	CMC ACCTS PAYABLE	(556,152.43)	
820	101-4000	CMC PAYROLL	34.71	
820	101-4100	CMC MEDICAL PROFESS #214125768	100.00	
820	101-4105	CMC MEDICAL PROFESS #217301213	15,218,733.56	
820	101-4200	CMC WEIGHT MANAGEMENT CNTR	551,775.31	
820	101-4300	CMC HOME HEALTH AGENCY	5,178,618.79	
820	101-5001	ARBORETUM NURSE /REHAB/WINNIE	(10,268.23)	
820	101-5002	MATAGORDA NURSING & REHAB	37,169.58	
820	101-5003	TWIN PINES NURSING & REHAB	109,571.69	
820	101-5004	SHADY OAKS NURSING & REHAB	43,240.43	
820	101-5005	AMISTAD NURSING & REHAB	0.00	
820	101-5006	GANADO NURSING & REHAB	88,319.53	
820	101-5007	CUERO NURSING & REHAB	0.00	
820	101-5008	STEVENS NURSE & REHAB/HALLETT	0.00	
820	101-5009	PORT LAVACA NURSING & REHAB	0.00	
820	101-5010	SOUTHBROOKE NURSING & REHAB	0.00	
820	101-5011	WHARTON NURSING & REHAB	10,268.23	
820	101-5012	YOAKUM NURSING & REHAB	0.00	
820	101-5100	CUERO NURSING & REHAB-HUD	349,605.17	
820	101-5105	STEVENS NURSE & REHAB-HUD	223,836.74	
820	101-5110	PORT LAVACA NURSE & REHAB-HUD	255,393.64	
820	101-5115	SOUTHBROOKE NURSE&REHAB-HUD	115,661.97	
820	101-5120	WHARTON NURSING& REHAB-HUD	207,697.78	
820	101-5125	YOAKUM NURSING & REHAB-HUD	1.65	
820	101-5130	MATAGORDA NURSING & REHAB-HUD	39,175.85	
820	101-5135	TWIN PINES NURSING & REHAB-HUD	538.93	
820	101-5140	GANADO NURSING & REHAB-HUD	271.27	
820	151-1004	CERTIFICATES OF DEPOSIT		0.00
820	151-1005	LOCAL GOVT. INVEST. COOP.		0.00
TOTAL 820-VICTORIA COUNTY HOSPITAL			75,188,440.35	0.00
TOTAL CASH AND INVESTMENTS			75,188,440.35	0.00

*** END OF REPORT ***

CD INVESTMENTS GENERAL FUND

PERIOD ENDING 9/30/2021

ISSUER	CUSIP	BROKER	TERM	% EARN	BOOK VALUE	SETTLE	MATURE	MKT PRICE	MARKET VALUE
KERN SCHOOL FEDERAL CREDIT UNION	49228XAA8	MBS	36	2.80%	\$ 245,000.00	2/27/2019	2/28/2022	101.110	\$ 247,719.50
MORGAN STANLY PRIVATE BANK NATIONAL ASSN	61760AWX3	MBS	36	2.75%	\$ 245,000.00	3/7/2019	3/7/2022	101.163	\$ 247,849.35
GOLDMAN SACHS	38148P4N4	MBS	36	2.90%	\$ 245,000.00	1/30/2019	1/31/2022	100.956	\$ 247,342.20
MEDALLION BANK SALT LAKE CITY UT	58404DDP3	MBS	36	2.70%	\$ 245,000.00	3/22/2019	3/22/2022	101.242	\$ 248,042.90
SIGNATURE BANK ARKANSAS FAYETTEVILLE	82669LJC8	MBS	36	2.50%	\$ 245,000.00	5/17/2019	5/17/2022	101.492	\$ 248,655.40
BANK OF NEW ENGLAND SALEM NH	06426KBB3	MBS	36	2.45%	\$ 245,000.00	5/23/2019	5/23/2022	101.532	\$ 248,753.40
TIAA FSB JACKSONVILLE FL	87270LCE1	MBS	36	2.50%	\$ 245,000.00	5/17/2019	5/17/2022	101.530	\$ 248,748.50
CAPITAL ONE BANK USA NATL ASSN GLEN ALLEN CA	14042TAN7	MBS	35	2.45%	\$ 200,000.00	6/10/2019	5/23/2022	101.539	\$ 203,078.00
LUANA SAVINGS BANK IOWA	549104GV3	MBS	36	2.20%	\$ 245,000.00	6/21/2019	6/21/2022	101.548	\$ 248,792.60
BALBOA THRIFT & LOAN ASSN CHULA VISTA CA	05765LAX5	MBS	36	2.00%	\$ 245,000.00	7/19/2019	7/18/2022	101.542	\$ 248,777.90
UNITED BANKERS BANK BLOOMINGTON MN	909557JE1	MBS	30	2.00%	\$ 245,000.00	7/24/2019	1/24/2022	100.602	\$ 246,474.90
1ST SOURCE BANK SOUTH BEND IN	33646CLH5	MBS	35	2.00%	\$ 245,000.00	7/11/2019	6/13/2022	101.369	\$ 248,354.05
HANMI BANK LOS ANGELES CA	410493ELO	MBS	36	2.00%	\$ 245,000.00	7/19/2019	7/19/2022	101.542	\$ 248,777.90
CONGRESSIONAL BANK POTPMAC MD	20726ABB3	MBS	28	2.00%	\$ 245,000.00	7/24/2019	11/24/2021	100.290	\$ 245,710.50
FIRST NATL BANK PARAGOULD ARK	32114LBN8	MBS	36	2.00%	\$ 245,000.00	7/26/2019	7/26/2022	101.577	\$ 248,863.65
CIT BANK NAT ASSN PASADENA CA	12556LBB1	MBS	36	1.95%	\$ 245,000.00	8/23/2019	8/23/2022	101.681	\$ 249,118.45
RAYMOND JAMES BANK NATL ASSN	75472RAC5	MBS	36	1.90%	\$ 245,000.00	9/6/2019	8/23/2022	101.636	\$ 249,008.20
STERLING BANK POPLAR BLUFF MO	85916VDL6	MBS	37	1.75%	\$ 245,000.00	9/6/2019	10/6/2022	101.669	\$ 249,089.05
FIRST NATL BANK SYRACUSE JOHNSON KS	334342CG5	MBS	26	1.65%	\$ 245,000.00	10/11/2019	11/18/2021	100.207	\$ 245,507.15
MAPLE BANK CHAMPLIN MN	565109BP9	MBS	30	1.70%	\$ 245,000.00	10/23/2019	4/11/2022	100.851	\$ 247,084.95
ENCORE BANK LITTLE ROCK AR	29260MAP0	MBS	30	1.70%	\$ 245,000.00	1/29/2020	4/25/2022	100.916	\$ 247,244.20
WELL FARGO NATL BANK WEST LAS VEGAS NV	949495AT2	MBS	36	1.90%	\$ 245,000.00	1/30/2020	1/30/2023	102.278	\$ 250,581.10
NEXTier BANK N A KITTANNING PA	65344AAB1	MBS	24	1.60%	\$ 245,000.00	2/12/2020	2/22/2022	100.592	\$ 246,450.40
EAGLE BANK BETHESDA MD	27002YEU6	MBS	30	1.60%	\$ 245,000.00	2/7/2020	8/12/2022	101.310	\$ 248,209.50
ALMA BANK ASTORIA NY	020080BR7	MBS	36	1.60%	\$ 245,000.00	1/30/2020	2/7/2023	101.893	\$ 249,637.85
MORGAN STANLY PRIVATE BANK	61760A6Q7	MBS	36	1.85%	\$ 245,000.00	3/6/2020	1/30/2023	102.215	\$ 250,426.75
LIVE OAK BANKING CO	538036JZ8	MBS	36	1.55%	\$ 245,000.00	3/26/2020	3/6/2023	101.907	\$ 249,672.15
AXOS BANK	05465DAG3	MBS	36	1.60%	\$ 245,000.00	5/14/2021	3/27/2023	102.036	\$ 249,988.20
GREENSTATE CREDIT UNION	39573LBF4	MBS	36	0.045%	\$ 249,000.00	6/3/2021	5/14/2024	99.762	\$ 248,407.38
NEW YORK COMMUNITY BANK	649447UP2	MBS	36	0.350%	\$ 249,000.00	6/3/2021	6/3/2024	99.451	\$ 247,632.99
				1.93%	7,313,000.00			101.247933	\$ 7,403,999.07

10/21/2021CD INVESTMENTS COURT

INTEREST EARNED STATEMENT
SEPTEMBER 2021

FUND	FUND NAME	2018	2019	2020	2021 YR TO DATE	CURRENT MONTH
100	GENERAL FUND	466,648.37	587,193.96	394,512.17	172,976.44	16,882.46
200	ROAD & BRIDGE FUND	75,845.46	107,701.21	29,957.88	4,059.03	953.17
700	DEBT SERVICE	10,491.55	16,599.52	5,297.82	747.96	153.01
770	CAPITAL PROJECTS	0.00	0.00	0.00	0.00	0.00
	Sub-Total Budgeted Funds	552,985.38	711,494.69	429,767.87	177,783.43	17,988.64
119	CLERK'S ARCHIVE	5551.35	4,809.15	1339.90	322.68	89.86
150	TAX SALES	552.17	552.17	188.95	64.52	16.60
190	AMERICAN RESCUE PLAN	0.00	0.00	0.00	7,218.12	2,310.32
231	JUVENILE PROBATION	0.00	0.00	26.58	26.78	26.78
240	DRUG COURTS PROGRAM	256.25	364.14	90.63	1.09	0.17
300	CDA PROCESSING FEE	168.15	113.51	56.08	10.57	2.41
310	4-H ACTIVITY CENTER	120.37	162.21	41.40	6.55	1.77
320	AIRPORT DRAFTING	351.11	351.11	2580.64	619.66	171.92
321	AIRPORT	2244.67	4,517.73	0.00	0.00	0.00
330	SPECIAL SERVICE	9596.57	9,179.04	2006.11	701.42	197.29
338	GCRP 911	275.60	275.60	459.94	95.91	25.56
360	SHERIFF'S FORFEITURE	7251.10	9,444.59	2569.35	571.66	172.22
361	SHERIFF'S DONATION	8.47	6.08	1.50	0.24	0.07
362	SHERIFF'S DOJ	4965.25	6,544.45	1712.99	155.19	35.92
370	CDA CONTRABAND FORFEIT.	10490.95	14,327.42	4629.56	891.15	245.15
371	CDA DOJ EQUITABLE SHARE	17.69	23.69	6.32	1.08	0.29
372	SHERIFF DOT FED FORFEIT	1369.73	2,241.60	1556.92	262.82	70.06
380	SHERIFF COMMISSARY	3954.32	5,771.00	1516.82	387.66	110.69
390	JUVENILE COMMISSARY	112.82	155.19	42.12	7.32	1.96
410	HEALTH INSURANCE	9542.34	2,826.58	520.89	284.59	84.87
450	ELECTION ADMINISTRATOR	255.79	603.90	112.79	27.71	11.88
454	HAVA SECURITY GRANT	0.00	0.00	8.79	19.33	5.09
455	HELP AMERICA VOTE GRANT	0.00	0.00	23.10	0.38	0.00
499	TAX ASSESSOR SPECIAL	8572.46	12,336.30	2132.62	553.24	182.97
500	HISTORICAL COMMISSION	406.58	465.73	115.82	19.01	5.06
771	LONG TERM RENO RETAIN	0.00	0.00	47.36	5.90	0.00
800	HEALTH DEPT DRAFTING	179.54	344.06	134.86	336.58	100.86
870	FLEXIBLE BENEFIT PLAN	817.46	1,462.81	452.24	86.78	24.79
820	HOSPITAL	522103.44	660,159.66	218255.08	46,581.44	11,898.18
820	CMC 125 PLAN	2738.71	3,574.47	919.23	163.53	45.29
830	CMC ACCOUNTS PAYABLE	19037.56	21,179.25	6,180.52	1,177.39	367.10
840	CMC PAYROLL	6975.28	8,995.36	2,510.40	340.60	34.71
820	CMC MEDICAL PROFESSIONAL	79628.52	150,498.80	28,373.70	11,616.73	3,624.94
820	CMC HOME HEALTH	15579.84	45,408.24	17,674.68	4,502.87	1,262.38
820	CMC WEIGHT MGMT	6202.93	9,384.11	2,669.80	500.26	135.95
820	CMC NURSING HOMES	25035.19	31,354.07	8,031.76	1,114.48	317.55
950	NAVIGATION DISTRICT	85119.55	145,379.51	43,977.79	5,566.46	1,217.12
950	NAVIG CONSTRUCTION 2012A	1.98	0.23	0.00	0.00	0.00
950	NAVIG. CONSTRUCTION 2015	126550.67	78,476.12	6,262.51	813.69	220.19
950	NAVIG 2012A/B INT& SINKING	6909.40	9,613.21	3,205.40	266.55	79.19
950	NAVIG. INTEREST & SINKING	25.76	2.84	0.00	0.00	0.00
	TOTAL	1,515,954.95	1,952,398.62	790,203.02	263,105.37	41,085.80