


MINUTES OF COUNTY FINANCES
TREASURER'S REPORT
MONTHLY- AUGUST 2022


IN THE MATTER OF COUNTY FINANCES
IN THE HANDS OF SEAN KENNEDY
TREASURER OF VICTORIA COUNTY, TEXAS


COMMISSIONERS' COURT
VICTORIA COUNTY, TEXAS
IN SPECIAL SESSION
REGULAR TERM AUGUST
2022


IN ACCORDANCE with Section 114.026, Local Government Code, we, the undersigned, constituting the entire Commissioners Court of said County, certify that on the 21ST day of November 2022, at the Special Session of a Regular Term of Court. We compared and examined the monthly report of Sean Kennedy, Treasurer of Victoria County, Texas, for July 2022, and finding the same correct, entered an order in the Minutes approving said Report, which states total cash and investments on hand as \$107,372,805.20


Ben Zeller, County Judge

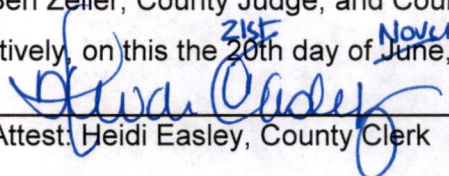

Danny Garcia, Commissioner Pct. 1


Kevin M. Janak, Commissioner Pct. 2


Gary Burns, Commissioner Pct. 3



Clint C. Ives, Commissioner Pct. 4


SWORN TO AND SUBSCRIBED BEFORE ME, by Ben Zeller, County Judge, and County Commissioners of said Victoria County, each respectively, on this the 21ST day of November, A.D., 2022.


Attest: Heidi Easley, County Clerk

FILED FOR RECORD THIS 21 DAY OF NOVEMBER A.D. 2022, and recorded on the 21 day of November, A.D. 2022.




Heidi Easley, County Clerk and
Ex-Officio Clerk of the Commissioners
Court in and for Victoria County, Texas.

By: 
Deputy **Stefanie Tumlinson**



MONTHLY REPORT OF

PAIGE FOSTER, COUNTY TREASURER

VICTORIA COUNTY, TEXAS

FOR THE MONTH OF AUGUST 2022

This report, presented for the approval of the Commissioners' Court, in accordance with Vernon's Texas Codes Annotated, Local Government Code, and Section 83.002 (a) (3), and Title 10, Chapter 2256, Government Code (Public Funds Investment Act), is true and correct to the best of my knowledge and belief, according to the records of this office.

A handwritten signature in blue ink, appearing to read "Paige Foster", is written over a horizontal line.

PAIGE FOSTER
COUNTY TREASURER

VICTORIA COUNTY
INVESTMENTS ON HAND
AUGUST 30, 2022

FUND	INV. NO.	PURCH DATE	PAR AMOUNT	DESCRIPTION	MAT DATE	CALL DATE	NET YIELD	PURCH PRICE	INDIV FND AMOUNT	TOTAL INVESTMENT	MARKET PRICE	MARKET VALUE
<u>VICTORIA COUNTY</u>												
				L.O.G.I.C. POOL			2.476%			2,291,531.06		2,291,531.06
				CERTIFICATE OF DEPOSIT			2.150%			11,631,000.00		11,363,524.82
				CASH ON HAND-COUNTY FUNDS			0.300%			35,076,301.75		35,076,301.75
				<u>TOTAL COUNTY FUNDS</u>						<u>48,998,832.81</u>		<u>48,731,357.63</u>
<u>CITIZENS MEDICAL CENTER</u>												
				L.O.G.I.C. POOL			0.000%			0.00		0.00
				CERTIFICATE OF DEPOSIT			0.000%			0.00		0.00
BANK BALANCE				CMC NURSING HOMES			0.300%			1,064,166.87		1,064,166.87
				CASH ON HAND-CITIZENS MEDICAL CENTER			0.300%			55,715,155.60		55,715,155.60
				<u>TOTAL HOSPITAL FUNDS</u>						<u>56,779,322.47</u>		<u>56,779,322.47</u>
<u>NAVIGATION DISTRICT</u>												
				CASH ON HAND 2015 CONSTRUCTION			0.000%			0.00		0.00
				CASH ON HAND 2015 INTEREST & SINKING			0.300%			254,560.65		254,560.65
				PROMOTION AND DEVELOPMENT FUND			0.300%			374,706.49		374,706.49
				CASH ON HAND-2012A/B INTEREST/SINKING			0.300%			300,335.94		300,335.94
BANK BALANCE				CASH ON HAND-NAVIGATION DISTRICT			0.300%			665,046.84		665,046.84
				<u>TOTAL NAVIGATION DIST FUNDS</u>						<u>1,594,649.92</u>		<u>1,594,649.92</u>
<u>SUMMARY TOTAL PORTFOLIO</u>												
				TOTAL COUNTY FUNDS						48,998,832.81	45.6343%	48,731,357.63
				TOTAL HOSPITAL FUNDS						56,779,322.47	52.8805%	56,779,322.47
BANK BALANCE				TOTAL NAVIGATION DISTRICT FUNDS						1,594,649.92	1.4852%	1,594,649.92
				<u>TOTAL FUNDS</u>						<u>107,372,805.20</u>	<u>100.00%</u>	<u>107,105,330.02</u>
				CASH ON HAND - ALL FUNDS						93,450,274.14	87.03%	93,450,274.14
				PLEDGED SECURITIES - ALL FUNDS						145,733,555.99		145,733,555.99
				CERTIFICATES OF DEPOSIT						11,631,000.00	10.83%	11,363,524.82
				MONEY MKT MUTUAL FUNDS						0.00	0.00%	0.00
				L.O.G.I.C. POOL						2,291,531.06	2.48%	2,291,531.06
				GOVERNMENT SECURITIES						0.00	0.00%	0.00
				<u>TOTAL INVESTMENTS</u>						<u>13,922,531.06</u>	<u>12.97%</u>	<u>13,655,055.88</u>
				<u>TOTAL PORTFOLIO INCLUDING CASH</u>						<u>107,372,805.20</u>	<u>100.00%</u>	<u>107,105,330.02</u>

FUND	ACCT. NO.	ACCOUNT NAME	CASH	INVESTMENTS
POOLED CASH - APCA				
=====				
001	101-2000	POOLED CASH	32,379,864.96	
001	101-2005	POOLED CASH-PAYROLL	0.00	
TOTAL 001-POOLED CASH - APCA			32,379,864.96	0.00
GENERAL FUND				
=====				
100	101-2000	CLAIM ON CASH-GENERAL FUND	10,565,233.85	
100	101-3000	VC CREDIT CARD CLEARING ACCT	140,908.21	
100	151-1003	CERTIFICATE OF DEPOSIT		12,366,000.00
100	151-1005	LOCAL GOVT. INVEST. COOP.		2,287,331.21
TOTAL 100-GENERAL FUND			10,706,142.06	14,653,331.21
EMERGENCY MGMT				
=====				
108	101-2000	CLAIM ON CASH-EMER MGMT	(367,490.28)	
TOTAL 108-EMERGENCY MGMT			(367,490.28)	0.00
LEPC FUND				
=====				
109	101-2000	CLAIM ON CASH-LEPC	15,268.56	
TOTAL 109-LEPC FUND			15,268.56	0.00
J. P. SPECIAL FUND				
=====				
110	101-2000	CLAIM ON CASH-J.P. SPECIAL FD	669.15	
TOTAL 110-J.P. SPECIAL FUND			669.15	0.00
COURT-INITIATED GUARDIANS				
=====				
117	101-2000	CLAIM ON CASH-COURT INITIATED	5,036.65	
TOTAL 117-COURT-INITIATED GUARDIANS			5,036.65	0.00

CASH & INVESTMENTS BY FUND

AS OF: AUGUST 31ST, 2022 AUGUST 31ST, 2022

FUND	ACCT. NO.	ACCOUNT NAME	CASH	INVESTMENTS
COUNTY JURY FUND				
=====				
118	101-2000	CLAIM ON CASH-COUNTY JURY FUND	2,438.75	
TOTAL 118-COUNTY JURY FUND			2,438.75	0.00
CO CLERK ARCHIVE FEE FD				
=====				
119	101-2000	CLAIM ON CASH-CO CLK ARCHIVE	428,314.83	
TOTAL 119-CO CLERK ARCHIVE FEE FD			428,314.83	0.00
RECORDS MANAGEMENT FUND				
=====				
120	101-2000	CLAIM ON CASH-RECORD MGMT	195,419.37	
TOTAL 120-RECORDS MANAGEMENT FUND			195,419.37	0.00
COURTHOUSE SECURITY FUND				
=====				
121	101-2000	CLAIM ON CASH-CRTHSE SECURITY	134,236.72	
TOTAL 121-COURTHOUSE SECURITY FUND			134,236.72	0.00
JUSTICE CT BLDG SECURITY				
=====				
122	101-2000	CLAIM ON CASH-JP CRT BLD SECUR	26,882.40	
TOTAL 122-JUSTICE CT BLDG SECURITY			26,882.40	0.00
DIST. CLERK RECORDS MGMT				
=====				
123	101-2000	CLAIM ON CASH-DIST CLK REC MGT	22,351.35	
TOTAL 123-DIST. CLERK RECORD MGMT			22,351.35	0.00
CO CLERK OF THE COURT				
=====				
124	101-2000	CLAIM ON CASH-CO CLRK OF COUR	53,223.61	
TOTAL 124-CO CLERK OF THE COURT			53,223.61	0.00

CASH & INVESTMENTS BY FUND

AS OF: AUGUST 31ST, 2022 AUGUST 31ST, 2022

FUND ACCT. NO.	ACCOUNT NAME	CASH	INVESTMENTS
DIST CLERK OF THE COURT			
=====			
125 101-2000	CLAIM ON CASH-DIST CLRK OF CRT	35,695.24	
TOTAL 125-DIST CLERK OF THE COURT		35,695.24	0.00
COURT REPORTER SERVICE			
=====			
126 101-2000	CLAIM ON CASH-CRT REPORTER SRV	22,980.56	
TOTAL 126-COURT REPORTER SERVICE		22,980.56	0.00
COURT FACILITY FEE FUND			
=====			
127 101-2000	CLAIM ON CASH-CRT FACILITY FEE	18,016.26	
TOTAL 127-COURT FACILITY FEE FUND		18,016.26	0.00
CDBG-DR LOCAL BUYOUT			
=====			
128 101-2000	CLAIM ON CASH-CDBG-DR LOCAL BU	0.00	
TOTAL 128-CDBG-DR LOCAL BUYOUT		0.00	0.00
LANGUAGE ACCESS FUND			
=====			
129 101-2000	CLAIM ON CASH-LANGUAGE ACCESS	6,881.40	
TOTAL 129-LANGUAGE ACCESS FUND		6,881.40	0.00
PATRIOT PARK DONATION FD			
=====			
140 101-2000	CLAIM ON CASH-PATRIOT PRK DON	3,001.56	
TOTAL 140-PATRIOT PARK DONATION FD		3,001.56	0.00
SHERIFF'S SPECIAL FUND			
=====			
150 101-2000	CLAIM ON CASH-SHERIFFS SPECIAL	67,260.00	
150 101-3000	PROPERTY TAX SALE ACCOUNT	73,890.25	
TOTAL 150-SHERIFF'S SPECIAL FUND		141,150.25	0.00

CASH & INVESTMENTS BY FUND

AS OF: AUGUST 31ST, 2022 AUGUST 31ST, 2022

FUND	ACCT. NO.	ACCOUNT NAME	CASH	INVESTMENTS
CONSTABLE'S SPECIAL FUND				
=====				
155	101-2000	CLAIM ON CASH-CONSTABLES SPEC	0.00	
TOTAL 155-CONSTABLE'S SPECIAL FUND			0.00	0.00
CLERK'S SPECIAL FUND				
=====				
160	101-2000	CLAIM ON CASH-CLERKS SPECIAL	7.00	
TOTAL 160-CLERK'S SPECIAL FUND			7.00	0.00
AMERICAN RESCUE PLAN				
=====				
190	101-2000	CLAIM ON CASH-AMERICAN RESCUE	12,984,900.96	
TOTAL 190-AMERICAN RESCUE PLAN			12,984,900.96	0.00
DR-4586 2021 WINTER WEATH				
=====				
191	101-2000	CLAIM ON CASH-DR-4586 2021 WIN	0.00	
TOTAL 191-DR-4586 2021 WINTER WEATH			0.00	0.00
COVID19				
=====				
192	101-2000	CLAIM ON CASH-COVID19	541,027.64	
TOTAL 192-COVID19			541,027.64	0.00
GULF/MEXICO ENERGY SEC				
=====				
195	101-2000	CLAIM ON CASH-GULF MEXICO ENGY	597,525.23	
TOTAL 195-GULF/MEXICO ENERGY SEC.			597,525.23	0.00
HMGP DR-4332-0149 SO&JAIL				
=====				
196	101-2000	CLAIM ON CASH-HMGP DR-4332-014	0.00	
TOTAL 196-HMGP DR-4332-0149 SO&JAIL			0.00	0.00

CASH & INVESTMENTS BY FUND

AS OF: AUGUST 31ST, 2022 AUGUST 31ST, 2022

FUND	ACCT. NO.	ACCOUNT NAME	CASH	INVESTMENTS
FEMA HAZARD MIT FUND				
=====				
197	101-2000	CLAIM ON CASH-FEMA HAZARD MIT	0.00	
TOTAL 197- FEMA HAZARD MIT. FD			0.00	0.00
HURRICANE HARVEY DR#4332				
=====				
198	101-2000	CLAIM ON CASH-HURRICANE HARVEY	(21,000.00)	
198	101-3000	CLAIM ON CASH/GRANT FUND	0.00	
TOTAL 198-HURRICANE HARVEY DR#4332			(21,000.00)	0.00
TXDOT MCCOY RD RECONST				
=====				
199	101-2000	CLAIM ON CASH-TXDOT MCCOY RD	18,830.14	
TOTAL 199-TXDOT MCCOY RD RECONST			18,830.14	0.00
ROAD AND BRIDGE FUND/PCT				
=====				
201	101-2000	CLAIM ON CASH-R&B PCT #1	1,035,389.66	
TOTAL 201-ROAD & BRIDGE FUND PCT 1			1,035,389.66	0.00
ROAD AND BRIDGE FUND/PCT				
=====				
202	101-2000	CLAIM ON CASH-R&B PCT #2	1,432,279.04	
TOTAL 202-ROAD & BRIDGE FUND PCT 2			1,432,279.04	0.00
ROAD AND BRIDGE FUND/PCT				
=====				
203	101-2000	CLAIM ON CASH-R&B PCT #3	1,224,845.58	
TOTAL 203-ROAD & BRIDGE FUND PCT 3			1,224,845.58	0.00
ROAD AND BRIDGE FUND/PCT				
=====				
204	101-2000	CLAIM ON CASH-R&B PCT #4	939,302.36	
TOTAL 204-ROAD & BRIDGE FUND PCT 4			939,302.36	0.00

CASH & INVESTMENTS BY FUND

AS OF: AUGUST 31ST, 2022 AUGUST 31ST, 2022

FUND	ACCT. NO.	ACCOUNT NAME	CASH	INVESTMENTS
CTIF GRANT FUND				
=====				
210	101-2000	CLAIM ON CASH-CTIF	0.00	
TOTAL 210-CTIF GRANT FUND			0.00	0.00
CAPITAL CREDITS FUND				
=====				
215	101-2000	CLAIM ON CASH-CAPITAL CREDITS	14,625.07	
TOTAL 215-CAPITAL CREDITS FUND			14,625.07	0.00
JUVENILE RESTITUTION				
=====				
221	101-2000	CLAIM ON CASH-JUVEN.RESTITUT.	18.98	
TOTAL 221-JUVENILE RESTITUTION			18.98	0.00
JUVENILE PROBATION FUND				
=====				
231	101-2000	CLAIM ON CASH-JUVEN PROBAT.	(280,353.28)	
TOTAL 231-JUVENILE PROBATION FD			(280,353.28)	0.00
DRUG COURTS PROGRAMS				
=====				
240	101-2000	CLAIM ON CASH-DRUG CRT PROG	0.02	
TOTAL 240-DRUG COURTS PROGRAM			0.02	0.00
24TH JUDICIAL DIST PROB				
=====				
241	101-2000	CLAIM ON CASH-24 JUD DIST PROB	(142.48)	
TOTAL 241-24TH JUDICIAL DIST. PROB			(142.48)	0.00
COUNTY SPECIALTY COURT				
=====				
245	101-2000	CLAIM ON CASH-CNTY SPECIALTY	8,292.81	
TOTAL 245-COUNTY SPECIALTY COURT			8,292.81	0.00

CASH & INVESTMENTS BY FUND

AS OF: AUGUST 31ST, 2022 AUGUST 31ST, 2022

FUND	ACCT. NO.	ACCOUNT NAME	CASH	INVESTMENTS
LOCAL TRUANCY PREVENTION				
=====				
280	101-2000	CLAIM ON CASH-LOCAL TRUANCY	26,236.15	
		TOTAL 280-LOCAL TRUANCY PREVENTIONS	26,236.15	0.00
JUSTICE TECHNOLOGY FUND				
=====				
281	101-2000	CLAIM ON CASH-JUSTICE TECH.	7,978.42	
		TOTAL 281-JUSTICE TECHNOLOGY FD.	7,978.42	0.00
FAMILY PROTECTION FEE FD				
=====				
282	101-2000	CLAIM ON CASH-FAM PROTECT FEE	2,012.26	
		TOTAL 282-FAMILY PROTECTION FEE FD	2,012.26	0.00
CO/DIST TECHNOLOGY FD				
=====				
283	101-2000	CLAIM ON CASH-CO/DIST TECHNOL	19,377.98	
		TOTAL 283-CO/DIST TECHNOLOGY FD	19,377.98	0.00
CHILD ABUSE PREVENTION				
=====				
286	101-2000	CLAIM ON CASH-CHILD ABUSE PRV	149.33	
		TOTAL 286-CHILD ABUSE PREVENTION	149.33	0.00
CDA PROCESSING FEE FUND				
=====				
300	101-2000	CLAIM ON CASH-CDA PROCESS FEE	5,492.59	
		TOTAL 300-CDA PROCESSING FEE FUND	5,492.59	0.00
BOND FORFEITURE COMM				
=====				
301	101-2000	CLAIM ON CASH-BOND FORFEITURE	35,783.82	
		TOTAL 301-BOND FORFEITURE COMM	35,783.82	0.00

CASH & INVESTMENTS BY FUND

AS OF: AUGUST 31ST, 2022 AUGUST 31ST, 2022

FUND	ACCT. NO.	ACCOUNT NAME	CASH	INVESTMENTS
CDA STATE JUDICIARY FUND				
=====				
302	101-2000	CLAIM ON CASH-CDA STATE JUD.	0.00	
TOTAL 302-CDA STATE JUDICIARY FUND			0.00	0.00
PRETRIAL INTERVENTION				
=====				
303	101-2000	CLAIM ON CASH-PRETRIAL INTERV	62,285.34	
TOTAL 303-PRETRIAL INTERVENTION			62,285.34	0.00
VICTORIA CNTY CARE COURT				
=====				
304	101-2000	CLAIM ON CASH-CARE COURT	2,026.91	
TOTAL 304-VICTORIA CNTY CARE COURT			2,026.91	0.00
CDA VICTIMS ASSISTANCE GR				
=====				
305	101-2000	CLAIM ON CASH-CDA VICTIMS ASST	(24,470.49)	
TOTAL 305-CDA VICTIMS ASSIST GRANT			(24,470.49)	0.00
VICTIM COORD/LIASON GNT				
=====				
306	101-2000	CLAIM ON CASH-SO VICT COORD	(17,136.41)	
TOTAL 306-VICTIM COORD/LIASON GNT			(17,136.41)	0.00
SCAAP PROGRAM				
=====				
307	101-2000	CLAIM ON CASH-SCAAP PROGRAM	2,815.00	
TOTAL 307-SCAAP PROGRAM			2,815.00	0.00
TEXAS VINE GRANT				
=====				
308	101-2000	CLAIM ON CASH-TX VINE GRANT	0.00	
TOTAL 308-TEXAS VINE GRANT			0.00	0.00

CASH & INVESTMENTS BY FUND

AS OF: AUGUST 31ST, 2022 AUGUST 31ST, 2022

FUND	ACCT. NO.	ACCOUNT NAME	CASH	INVESTMENTS
4/H ACTIVITY CENTER				
=====				
310	101-2000	CLAIM ON CASH-4/H ACTIVITY CNT	5,928.26	
TOTAL 310-4/H ACTIVITY CENTER			5,928.26	0.00

AIRPORT FUND				
=====				
321	101-2000	CLAIM ON CASH-AIRPORT FUND	112,047.09	
321	101-3000	CASH IN BANK/AIRPORT DRAFTING	848,175.80	
321	151-1000	TREASURY BILLS		0.00
321	151-1001	TEXPOOL INVESTMENTS		0.00
321	151-1005	LOCAL GOVT. INVEST COOP		0.00
TOTAL 321-AIRPORT FUND			960,222.89	0.00

AIRPORT GRANT FUND				
=====				
322	101-2000	CLAIM ON CASH-AIRPORT GRANT	0.00	
TOTAL 322-AIRPORT GRANT FUND			0.00	0.00

AIRPORT CAPITAL PROJECTS				
=====				
323	101-2000	CLAIM ON CASH-AIRP CAPITAL PRO	181,877.91	
TOTAL 323-AIRPORT CAPITAL PROJECTS			181,877.91	0.00

SPECIAL SERVICE FUND				
=====				
330	101-2000	CLAIM ON CASH-SPECIAL SERVICE	1,110,234.73	
TOTAL 330-SPECIAL SERVICE FUND			1,110,234.73	0.00

JAG-REG TASK FORCE APPREH				
=====				
331	101-2000	CLAIM ON CASH-JAG REG TASK FOR	0.00	
TOTAL 331-JAG-REG TASK FORCE APPREH			0.00	0.00

CASH & INVESTMENTS BY FUND

AS OF: AUGUST 31ST, 2022 AUGUST 31ST, 2022

FUND	ACCT. NO.	ACCOUNT NAME	CASH	INVESTMENTS
OOG FY 2020 CESF				
=====				
332	101-2000	CLAIM ON CASH-OOG FY2020 CESF	0.00	
TOTAL 332-OOG FY 2020 CESF			0.00	0.00
BJA FY 2020 CESF				
=====				
333	101-2000	CLAIM ON CASH-BJA FY 2020 CESF	0.00	
TOTAL 333-BJA FY 2020 CESF			0.00	0.00
SWB RURAL LAW ENFORCEMENT				
=====				
334	101-2000	CLAIM ON CASH-SWB RURAL LAW EN	0.00	
TOTAL 334-SWB RURAL LAW ENFORCEMENT			0.00	0.00
OPERATION LONE STAR GRANT				
=====				
335	101-2000	CLAIM ON CASH-OPERATION LONE S	(286,824.72)	
TOTAL 335-OPERATION LONE STAR GRANT			(286,824.72)	0.00
STONEGARDEN GRANT				
=====				
336	101-2000	CLAIM ON CASH-STONEGARDEN GNT	(59,306.05)	
TOTAL 336-STONEGARDEN 2010SST0-0008			(59,306.05)	0.00
JAG-LESS LETHAL FORCE				
=====				
337	101-2000	CLAIM ON CASH-JAG LESS LETHAL	0.00	
TOTAL 337-JAG-LESS LETHAL FORCE			0.00	0.00
CLICK IT OR TICKET				
=====				
338	101-2000	CLAIM ON CASH-GCRPC 9-1-1	17,375.27	
TOTAL 338-GCRPC - 9-1-1 ALLOCATION			17,375.27	0.00

CASH & INVESTMENTS BY FUND

AS OF: AUGUST 31ST, 2022 AUGUST 31ST, 2022

FUND	ACCT. NO.	ACCOUNT NAME	CASH	INVESTMENTS
BYRNE JAG PROGRAM				
=====				
339	101-2000	CLAIM ON CASH-BYRNE JAG PROG	0.00	
TOTAL 339-BYRNE JAG PROGRAM			0.00	0.00
HIGH INTENSITY DRUG TRAF				
=====				
340	101-2000	CLAIM ON CASH-HIGH INTENSITY	(25,745.25)	
TOTAL 340-HIGH INTENSITY DRUG TRAFF			(25,745.25)	0.00
GCRPC SOLID WASTE GRANT				
=====				
341	101-2000	CLAIM ON CASH-GCRPC SOLID WAST	0.00	
TOTAL 341-GCRPC SOLID WASTE GRNT			0.00	0.00
BODY WORN CAMERA PROG				
=====				
342	101-2000	CLAIM ON CASH-BODY WORN CAMERA	9,155.66	
TOTAL 342-BODY WORN CAMERA PROG			9,155.66	0.00
RIFLE REST BODY ARM GNT				
=====				
343	101-2000	CLAIM ON CASH-RIFLE RESIT BODY	0.00	
TOTAL 343-RIFLE RESIT BODY ARMOR GN			0.00	0.00
FIREFIGHTERS GRANT				
=====				
344	101-2000	CLAIM ON CASH-FIREFIGHTERS GNT	28.06	
TOTAL 344-FIREFIGHTERS GRANT			28.06	0.00
FERAL HOG GRANT				
=====				
345	101-2000	CLAIM ON CASH-FERAL HOG GRANT	0.00	
TOTAL 345-FERAL HOG GRANT			0.00	0.00

CASH & INVESTMENTS BY FUND

AS OF: AUGUST 31ST, 2022 AUGUST 31ST, 2022

FUND	ACCT. NO.	ACCOUNT NAME	CASH	INVESTMENTS
TXCDBG WCID1 BLOOMINGTON				
=====				
346	101-2000	CLAIM ON CASH-WCID1 BLOOMING	0.00	
TOTAL 346-TXCDBG GNT-WCID1 BLOOM.			0.00	0.00
TXCDBG WCID2 PLACEDO				
=====				
347	101-2000	CLAIM ON CASH-WCID2 PLACEDO	18,413.86	
TOTAL 347-TXCDBG GNT- WCID2 PLACEDO			18,413.86	0.00
CDBG HURRICANE HARVEY DR				
=====				
348	101-2000	CLAIM ON CASH-CDBG HUR HARVEY	0.00	
TOTAL 348-CDBG HURRICANE HARVEY DR			0.00	0.00
STATE FEE ACCOUNT				
=====				
350	101-2000	CLAIM ON CASH-STATE FEE FD	93,936.27	
TOTAL 350-STATE FEE ACCOUNT			93,936.27	0.00
PESC MENTAL HEALTH DEPUTY				
=====				
355	101-2000	CLAIM ON CASH-PESC MENTAL HLTH	(1,266.63)	
TOTAL 355-PESC MENTAL HEALTH DEPUTY			(1,266.63)	0.00
MENTAL HLTH PEACE OFF FD				
=====				
356	101-2000	CLAIM ON CASH-MENTAL SO/GB	(27,639.54)	
TOTAL 356-MENTAL HEALTH PEACE OFF			(27,639.54)	0.00
BISD SCHOOL RESOURCE OFF				
=====				
358	101-2000	CLAIM ON CASH-BISD SCHL RESOUR	(18,192.61)	
TOTAL 358-BISD SCHOOL RESOURCE OFF			(18,192.61)	0.00

CASH & INVESTMENTS BY FUND

AS OF: AUGUST 31ST, 2022 AUGUST 31ST, 2022

FUND	ACCT. NO.	ACCOUNT NAME	CASH	INVESTMENTS
SHERIFF'S FORFEITURE FD				
=====				
360	101-2000	CLAIM ON CASH-SHERIFF FORFEIT	659,073.58	
360	151-1001	TEXPOOL INVESTMENTS		0.00
360	151-1005	LOCAL GOVT. INVEST. COOP.		0.00
TOTAL 360-SHERIFF'S FORFEITURE FUND			659,073.58	0.00
SHERIFF'S DONATION FUND				
=====				
361	101-2000	CLAIM ON CASH-SHERIFF DONATION	0.00	
TOTAL 361-SHERIFF'S DONATION FUND			0.00	0.00
SHER DOJ FEDERAL FORFEIT				
=====				
362	101-2000	CLAIM ON CASH-SO DOJ FED FORFE	51,315.93	
TOTAL 362-SHERIFF DOJ FED. FORFEIT.			51,315.93	0.00
CDA CONTRABAND FORFEITURE				
=====				
370	101-2000	CLAIM ON CASH-CDA CONTRA FORF	894,503.64	
370	151-1005	LOCAL GOVT. INVEST. COOP.		0.00
TOTAL 370-CDA CONTRABAND FORFEITURE			894,503.64	0.00
CDA DOJ EQUITABLE SHARE				
=====				
371	101-2000	CLAIM ON CASH-CDA DOJ EQUIT	1,107.31	
TOTAL 371-CDA DOJ EQUITABLE SHARE			1,107.31	0.00
SHERIFF DOT FEDERAL FORF				
=====				
372	101-2000	CLAIM ON CASH-SO DOT FED FORF.	259,487.50	
TOTAL 372-SHERIFF DOT FEDERAL FORF			259,487.50	0.00
SHERIFF COMMISSARY FUND				
=====				
380	101-2000	CLAIM ON CASH-SHER. COMMISSARY	654,379.49	
TOTAL 380-SHERIFF COMMISSARY FUND			654,379.49	0.00

CASH & INVESTMENTS BY FUND

AS OF: AUGUST 31ST, 2022 AUGUST 31ST, 2022

FUND	ACCT. NO.	ACCOUNT NAME	CASH	INVESTMENTS
JUVENILE COMMISSARY FUND				
=====				
390	101-2000	CLAIM ON CASH-JUV COMMISSARY	7,921.70	
TOTAL 390-JUVENILE COMMISSARY FUND			7,921.70	0.00
NATIONAL SCHOOL LUNCH PRG				
=====				
392	101-2000	CLAIM ON CASH-NSLP	(23,599.37)	
TOTAL 392-NATIONAL SCHOOL LUNCH PRG			(23,599.37)	0.00
VISD SRO REIMBURSEMENT				
=====				
395	101-2000	CLAIM ON CASH-VISD SRO REIMB	0.00	
TOTAL 395-VISD SRO REIMBURSEMENT			0.00	0.00
HEALTH INSURANCE FUND				
=====				
410	101-2000	CLAIM ON CASH-HEALTH INSUR	(1,275,930.36)	
410	101-3000	CASH IN BANK/BOON CHAPMAN	336.56	
TOTAL 410-HEALTH INSURANCE FUND			(1,275,593.80)	0.00
EMPLOYEE BENEFIT FUND				
=====				
420	101-2000	CLAIM ON CASH-EMPLOYEE BENEF	3,606.52	
TOTAL 420-EMPLOYEE BENEFIT FUND			3,606.52	0.00
ELECTIONS ADM SPECIAL				
=====				
450	101-2000	CLAIM ON CASH-ELECT ADM SPEC	48,662.30	
TOTAL 450-ELECTIONS ADM SPECIAL			48,662.30	0.00
HAVA ELCTN SECURITY GRANT				
=====				
454	101-2000	CLAIM ON CASH-HAVA ELECTN SECU	10,159.95	
TOTAL 454-HAVA ELECTN SECURITY GRNT			10,159.95	0.00

CASH & INVESTMENTS BY FUND

AS OF: AUGUST 31ST, 2022 AUGUST 31ST, 2022

FUND	ACCT. NO.	ACCOUNT NAME	CASH	INVESTMENTS
HELP AMERICA VOTE GRANT				
=====				
455	101-2000	CLAIM ON CASH-HELP AMER VOTE	0.00	
TOTAL 455-HELP AMERICA VOTE GRANT			0.00	0.00
CTCL GRANT				
=====				
456	101-2000	CLAIM ON CASH-CTCL GRANT	0.00	
TOTAL 456-CTCL GRANT			0.00	0.00
ELECTIONS CHAPTER 19				
=====				
457	101-2000	CLAIM ON CASH-ELECT CHAPT 19	(900.67)	
TOTAL 457-ELECTIONS CHAPTER 19 FD			(900.67)	0.00
TAX ASSESSOR SPECIAL				
=====				
499	101-3000	SPECIAL INVENTORY ACCT.	782,384.35	
TOTAL 499-TAX ASSESSOR SPECIAL			782,384.35	0.00
HISTORICAL COMMISSION				
=====				
500	101-2000	CLAIM ON CASH-HISTORICAL COMM	18,595.04	
TOTAL 500-HISTORICAL COMMISSION			18,595.04	0.00
TX HIST COMM CLG GRANT				
=====				
505	101-2000	CLAIM ON CASH-TX HIST COMM CL	(1,652.40)	
TOTAL 505-TX HIST COMM CLG GRANT			(1,652.40)	0.00
CHILD WELFARE BOARD				
=====				
515	101-2000	CLAIM ON CASH-CHILD WELFARE BD	18,796.94	
TOTAL 515-CHILD WELFARE BOARD			18,796.94	0.00

CASH & INVESTMENTS BY FUND

AS OF: AUGUST 31ST, 2022 AUGUST 31ST, 2022

FUND	ACCT. NO.	ACCOUNT NAME	CASH	INVESTMENTS
REBUILD TEXAS FUND				
=====				
550	101-2000	CLAIM ON CASH-REBUILD TX FUND	0.00	
TOTAL 550-REBUILD TEXAS FUND			0.00	0.00
DEBT SERVICE				
=====				
700	101-2000	CLAIM ON CASH-DEBT SERVICE	795,418.27	
TOTAL 700-DEBT SERVICE			795,418.27	0.00
LAW LIBRARY FUND				
=====				
720	101-2000	CLAIM ON CASH-LAW LIBRARY FD	26,846.45	
TOTAL 720-LAW LIBRARY FUND			26,846.45	0.00
CONSTRUCTION RETAINAGE				
=====				
771	101-2000	CLAIM ON CASH-CONSTRN RETAIN	144,698.25	
TOTAL 771-CONSTRUCTION RETAINAGE			144,698.25	0.00
VICTORIA HEALTH DEPT				
=====				
800	101-2000	CLAIM ON CASH-HEALTH DEPT	(926,949.30)	
800	101-3000	CASH IN BANK/HLTH 340B DRAFT.	705,040.90	
TOTAL 800-VICTORIA HEALTH DEPT.			(221,908.40)	0.00
TX A&M UNIV HLTH SCIENCE				
=====				
801	101-2000	CLAIM ON CASH-TX A&M HLTH SCI	0.00	
TOTAL 801-TX A&M UNIV HLTH SCIENCE			0.00	0.00
MEDICAID ADM CLAIM FD				
=====				
802	101-2000	CLAIM ON CASH-MEDICAID ADM CLM	62,898.31	
TOTAL 802-MEDICAID ADM CLAIMS FD			62,898.31	0.00

CASH & INVESTMENTS BY FUND

AS OF: AUGUST 31ST, 2022 AUGUST 31ST, 2022

FUND	ACCT. NO.	ACCOUNT NAME	CASH	INVESTMENTS
TEXAS HOME VISITING GNT =====				
803	101-2000	CLAIM ON CASH-TX HOME VISITING	(103,001.57)	
TOTAL 803-TEXAS HOME VISITING GRANT			(103,001.57)	0.00
HOGG FOUNDATION GRANT =====				
804	101-2000	CLAIM ON CASH-HOGG FOUNDAT.	134,343.95	
TOTAL 804-HOGG FOUNDATION GNT			134,343.95	0.00
HURRICANE PUBLIC HLTH GNT =====				
805	101-2000	CLAIM ON CASH-HURRICANE PUBLIC	(14,243.37)	
TOTAL 805-HURRICANE PUBLIC HLTH GNT			(14,243.37)	0.00
AMERICARES =====				
806	101-2000	CLAIM ON CASH-AMERICARES	0.00	
TOTAL 806-AMERICARES			0.00	0.00
VICTORIA WIC PROGRAM =====				
810	101-2000	CLAIM ON CASH-WIC PROGRAM	(81,704.36)	
TOTAL 810-VICTORIA WIC PROGRAM			(81,704.36)	0.00
FLEXIBLE BENEFITS PLAN =====				
870	101-2000	CASH-FLEX BEN-DENTAL, LIFE, VSN	24,299.44	
870	101-3000	CASH IN BANK/PROSPERITY BANK	95,994.04	
TOTAL 870-FLEXIBLE BENEFITS PLAN			120,293.48	0.00
LEOSE FUND =====				
880	101-2000	CLAIM ON CASH-LEOSE FUND	57,896.55	
TOTAL 880-LEOSE FUND			57,896.55	0.00

CASH & INVESTMENTS BY FUND

AS OF: AUGUST 31ST, 2022 AUGUST 31ST, 2022

FUND ACCT. NO.	ACCOUNT NAME	CASH	INVESTMENTS
TOTAL CASH AND INVESTMENTS		67,456,166.71	14,653,331.21

*** END OF REPORT ***

Pooled Cash	(32,379,864.96)	14,653,331.21
	<u>35,076,301.75</u>	<u>14,653,331.21</u>

0.00 *

0.00 *

67,456,166.71 +

32,379,864.96 -

35,076,301.75 *

0.00 *

0.00 *

FUND	ACCT. NO.	ACCOUNT NAME	CASH	INVESTMENTS
VICTORIA COUNTY HOSPITAL				
				0.00 *
820	101-1000	HOSPITAL FUND	44,148,258.08	
820	101-2004	CMC 125 PLAN	196,505.66	0.00 *
820	101-2010	CMC BONDS	97.96	
820	101-3000	CMC ACCTS PAYABLE	434.69	
820	101-4000	CMC PAYROLL	20,032.91	44,148,258.08 +
820	101-4100	CMC MEDICAL PROFESS #214125768	100.00	196,505.66 +
820	101-4105	CMC MEDICAL PROFESS #217301213	4,352,215.28	97.96 +
820	101-4200	CMC WEIGHT MANAGEMENT CNTR	589,400.98	434.69 +
820	101-4300	CMC HOME HEALTH AGENCY	6,408,110.04	20,032.91 +
820	101-5001	ARBORETUM NURSE /REHAB/WINNIE	0.00	100.00 +
820	101-5002	MATAGORDA NURSING & REHAB	60,542.51	
820	101-5003	TWIN PINES NURSING & REHAB	92,655.61	4,352,215.28 +
820	101-5004	SHADY OAKS NURSING & REHAB	57,001.65	589,400.98 +
820	101-5005	AMISTAD NURSING & REHAB	0.00	6,408,110.04 +
820	101-5006	GANADO NURSING & REHAB	33,935.40	55,715,155.60 *
820	101-5007	CUERO NURSING & REHAB	0.00	
820	101-5008	STEVENS NURSE & REHAB/HALLETTS	4,429.00	
820	101-5009	PORT LAVACA NURSING & REHAB	0.00	60,542.51 +
820	101-5010	SOUTHBROOKE NURSING & REHAB	0.00	92,655.61 +
820	101-5011	WHARTON NURSING & REHAB	2,966.60	57,001.65 +
820	101-5012	YOAKUM NURSING & REHAB	0.00	33,935.40 +
820	101-5100	CUERO NURSING & REHAB-HUD	185,843.58	4,429.00 +
820	101-5105	STEVENS NURSE & REHAB-HUD	117,030.12	2,966.60 +
820	101-5110	PORT LAVACA NURSE & REHAB-HUD	150,790.11	185,843.58 +
820	101-5115	SOUTHBROOKE NURSE&REHAB-HUD	93,330.71	117,030.12 +
820	101-5120	WHARTON NURSING& REHAB-HUD	220,046.76	150,790.11 +
820	101-5125	YOAKUM NURSING & REHAB-HUD	0.00	93,330.71 +
820	101-5130	MATAGORDA NURSING & REHAB-HUD	32,631.10	220,046.76 +
820	101-5135	TWIN PINES NURSING & REHAB-HUD	9,314.83	32,631.10 +
820	101-5140	GANADO NURSING & REHAB-HUD	3,648.89	9,314.83 +
820	151-1004	CERTIFICATES OF DEPOSIT		0.00
820	151-1005	LOCAL GOVT. INVEST. COOP.		0.00
TOTAL 820-VICTORIA COUNTY HOSPITAL			56,779,322.47	0.00
TOTAL CASH AND INVESTMENTS			56,779,322.47	0.00
				1,064,166.87 +
				55,715,155.60 +
				56,779,322.47 *

*** END OF REPORT ***

0.00 *

0.00 *

CD INVESTMENTS GENERAL FUND

PERIOD ENDING 8/30/2022

ISSUER	CUSIP	BROKER	TERM	% EARN	BOOK VALUE	SETTLE	MATURE	MKT PRICE	MARKET VALUE
STERLING BANK POPLAR BLUFF MO	85916VDL6	MBS	37	1.75%	\$ 245,000.00	9/6/2019	10/6/2022	99.961	\$ 244,904.45
ALMA BANK ASTORIA NY	020080BR7	MBS	36	1.60%	\$ 245,000.00	1/30/2020	2/7/2023	99.490	\$ 243,750.50
WELLS FARGO NATL BANK WEST LAS VEGAS NV	949495AT2	MBS	36	1.90%	\$ 245,000.00	1/30/2020	1/30/2023	99.650	\$ 244,142.50
MORGAN STANLY PRIVATE BANK	61760A6Q7	MBS	36	1.85%	\$ 245,000.00	3/6/2020	1/30/2023	99.624	\$ 244,078.80
LIVE OAK BANKING CO	538036JZ8	MBS	36	1.56%	\$ 245,000.00	3/26/2020	3/6/2023	99.326	\$ 243,348.70
AXOS BANK	05465DAG3	MBS	36	1.61%	\$ 245,000.00	5/14/2021	3/27/2023	99.263	\$ 243,194.35
GREENSTATE CREDIT UNION	39573LBF4	MBS	36	0.470%	\$ 249,000.00	6/3/2021	5/14/2024	95.249	\$ 237,170.01
NEW YORK COMMUNITY BANK	649447UP2	MBS	36	0.360%	\$ 249,000.00	6/3/2021	6/3/2024	94.940	\$ 236,400.60
BANKUNITED NA	066519RV3	MBS	36	1.000%	\$ 249,000.00	12/8/2021	12/9/2024	94.648	\$ 235,673.52
CAPITAL ONE NA	14042RQL8	MBS	36	0.840%	\$ 249,000.00	12/8/2021	12/9/2024	94.335	\$ 234,894.15
AMERICAN FRIST CU	02616AAP4	MBS	36	1.050%	\$ 249,000.00	12/30/2021	12/30/2024	94.605	\$ 235,566.45
FIRST NATIONAL BANK OF AMERICA	32110YVB8	MBS	36	0.950%	\$ 249,000.00	12/30/2021	12/30/2024	94.381	\$ 235,008.69
TEXAS EXCHANGE BANK	88241TNG1	MBS	36	1.410%	\$ 249,000.00	2/4/2022	2/4/2025	95.199	\$ 237,045.51
BEAL BANK	07371AWR0	MBS	36	1.310%	\$ 249,000.00	2/9/2022	2/5/2025	94.953	\$ 236,432.97
AMERANT BANK NA	02357QAR8	MBS	36	1.720%	\$ 249,000.00	2/28/2022	2/28/2025	95.778	\$ 238,487.22
AMERICAN EXPRESS NATL BANK	02589ABM3	MBS	36	1.870%	\$ 247,000.00	3/3/2022	3/3/2025	96.140	\$ 237,465.80
BARCLAYS BANK	06740KPE1	MBS	36	1.770%	\$ 247,000.00	3/16/2022	3/17/2025	95.835	\$ 236,712.45
GOLDMAN SACHS BANK USA 6 MONTH CALLABLE	38179M3A9	MBS	36	1.970%	\$ 249,000.00	3/16/2022	3/17/2025	96.298	\$ 239,782.02
LAFAYETTE FEDERAL CU	50625LAY9	MBS	36	2.260%	\$ 249,000.00	3/30/2022	3/31/2025	96.980	\$ 241,480.20
OCEANFIRST BANK NA	67523TAL7	MBS	24	2.040%	\$ 247,000.00	3/30/2022	4/1/2024	98.019	\$ 242,106.93
SYNCHRONY BANK	87165FJ47	MBS	36	2.210%	\$ 247,000.00	3/31/2022	3/31/2025	96.877	\$ 239,286.19
POPULAR BANK	73317AAV4	MBS	36	2.170%	\$ 247,000.00	4/6/2022	4/7/2025	96.720	\$ 238,898.40
SAFRA NATIONAL BANK	78658RHU8	MBS	24	2.180%	\$ 247,000.00	4/6/2022	4/8/2024	98.223	\$ 242,610.81
ALLY BANK	02007GPJ6	MBS	24	2.040%	\$ 247,000.00	4/7/2022	4/8/2024	97.989	\$ 242,032.83
BMW BANK OF NA	05580AL85	MBS	36	2.550%	\$ 247,000.00	4/8/2022	4/8/2025	97.713	\$ 241,351.11
JPMORGAN CHASE BANK NA	48128WPG4	MBS	36	2.550%	\$ 247,000.00	4/8/2022	4/8/2025	97.716	\$ 241,358.52
FALL RIVER FIVE CENTS SAVINGS BANK	306275BE7	MBS	24	2.230%	\$ 247,000.00	4/18/2022	4/8/2024	98.260	\$ 242,702.20
MORGAN STANLEY BANK NA	61773TDL4	MBS	30	2.400%	\$ 245,000.00	4/20/2022	10/18/2024	97.854	\$ 239,742.30
LEADER BANK NA	52168UHY1	MBS	36	2.600%	\$ 246,000.00	4/22/2022	4/22/2025	97.800	\$ 240,588.00
AMERICU	03065QAD0	MBS	36	2.560%	\$ 249,000.00	4/27/2022	4/28/2025	97.644	\$ 243,133.56
DISCOVER BANK (5649)	254673C46	MBS	36	2.890%	\$ 246,000.00	5/4/2022	5/5/2025	98.526	\$ 242,373.96
BANKERS BANK (23537)	06610RBQ1	MBS	30	2.540%	\$ 247,000.00	5/6/2022	CALLABLE	98.108	\$ 242,326.76
GENERATIONS BANK	37149CAS6	MBS	36	2.980%	\$ 247,000.00	5/6/2022	CALLABLE	98.780	\$ 243,986.60

CD INVESTMENTS GENERAL FUND

PERIOD ENDING 8/30/2022

ISSUER	CUSIP	BROKER	TERM	% EARN	BOOK VALUE	SETTLE	MATURE	MKT PRICE	MARKET VALUE
PRIMEWAY FCU (2131)	741600AP5	MBS	24	2.480%	\$ 249,000.00	5/6/2022	5/6/2024	98.588	\$ 245,484.12
UBS BANK (57565)	90348J3B4	MBS	24	2.870%	\$ 249,000.00	5/11/2022	5/13/2024	99.225	\$ 247,070.25
AMERICAN NATL BANK (26499)	02769QDV8	MBS	24	2.240%	\$ 249,000.00	5/13/2022	5/13/2024	98.151	\$ 244,395.99
JOHN MARSHALL BANK (58243)	47804GHR7	MBS	24	2.530%	\$ 249,000.00	5/13/2022	5/13/2024	98.647	\$ 245,631.03
BRIDGEWATER BANK (58210)	108622MG3	MBS	36	2.790%	\$ 249,000.00	5/18/2022	CALLABLE	98.240	\$ 244,617.60
CAPITAL ONE BANK USA NT (33954)	14042TGE1	MBS	36	3.120%	\$ 246,000.00	5/18/2022	5/19/2025	99.144	\$ 243,894.24
FIRST BANK RICHMOND (28533)	319267JS0	MBS	18	2.270%	\$ 246,000.00	5/20/2022	11/20/2023	98.860	\$ 243,195.60
INSTUTION FOR SAVINGS (90250)	45780PBL8	MBS	36	3.120%	\$ 247,000.00	5/20/2022	CALLABLE	99.147	\$ 244,893.09
METRO (66364)	59161YAQ9	MBS	30	2.880%	\$ 249,000.00	5/20/2022	11/20/2024	98.819	\$ 246,059.31
CONNEXUS (66538)	20825WAT7	MBS	36	3.030%	\$ 249,000.00	5/26/2022	5/27/2025	98.871	\$ 246,188.79
CARTER FED CR UN	14622LAC6	MBS	36	3.030%	\$ 247,000.00	6/22/2022	6/23/2025	98.832	\$ 244,115.04
BMO HARRIS BANK NATL	05600XGK0	MBS	36	3.220%	\$ 245,000.00	6/24/2022	6/24/2025	99.367	\$ 243,449.15
MERTRUST FED CR UN	59001PAR0	MBS	36	3.200%	\$ 249,000.00	6/29/2022	6/30/2025	99.840	\$ 248,601.60
TRUSTONE FINL CR UN PLYMOUTH MINN SH CTF	89841MAC1	MBS	36	3.110%	\$ 249,000.00	6/29/2022	7/1/2025	99.555	\$ 247,891.95
				2.15%	11,631,000.00			97.6486	\$ 11,363,524.82

INTEREST EARNED STATEMENT
AUGUST 2022

FUND	FUND NAME	2019	2020	2021	2022 YR TO DATE
100	GENERAL FUND	587,193.96	394,512.17	213,100.70	157,298.89
200	ROAD & BRIDGE FUND	107,701.21	29,957.88	6,641.81	11,060.71
700	DEBT SERVICE	16,599.52	5,297.82	1,339.85	2,169.48
770	CAPITAL PROJECTS	0.00	0.00	0.00	0.00
	Sub-Total Budgeted Funds	711,494.69	429,767.87	221,082.36	170,529.08
119	CLERK'S ARCHIVE	4809.15	1,339.90	605.35	803.10
150	TAX SALES	552.17	188.95	124.87	164.21
190	AMERICAN RESCUE PLAN	0.00	0.00	13881.20	20,244.23
231	JUVENILE PROBATION	0.00	26.58	49.22	0.00
240	DRUG COURTS PROGRAM	364.14	90.63	1.40	0.73
300	CDA PROCESSING FEE	113.51	56.08	14.61	7.88
310	4-H ACTIVITY CENTER	162.21	41.40	11.65	11.96
320	AIRPORT DRAFTING	351.11	2,580.64	1167.37	1,203.47
321	AIRPORT	4517.73	0.00	0.00	680.48
					1,523.65
330	SPECIAL SERVICE	9179.04	2,006.11	1319.83	257.96
338	GCRP 911	275.60	459.94	136.95	1,157.49
360	SHERIFF'S FORFEITURE	9444.59	2,569.35	1080.27	170.36
361	SHERIFF'S DONATION	6.08	1.50	0.45	202.36
362	SHERIFF'S DOJ	6544.45	1,712.99	249.02	1,620.02
370	CDA CONTRABAND FORFEIT.	14327.42	4,629.56	1618.38	228.85
371	CDA DOJ EQUITABLE SHARE	23.69	6.32	1.94	469.52
372	SHERIFF DOT FED FORFEIT	2241.60	1,556.92	473.78	1,001.71
380	SHERIFF COMMISSARY	5771.00	1,516.82	745.34	174.43
390	JUVENILE COMMISSARY	155.19	42.12	13.26	338.56
410	HEALTH INSURANCE	2826.58	520.89	568.44	151.50
450	ELECTION ADMINISTRATOR	603.90	112.79	61.77	29.92
454	HAVA SECURITY GRANT	0.00	8.79	30.10	2.58
455	HELP AMERICA VOTE GRANT	0.00	23.10	0.38	742.72
499	TAX ASSESSOR SPECIAL	12336.30	2,132.62	1260.92	218.78
500	HISTORICAL COMMISSION	465.73	115.82	34.02	92.44
771	LONG TERM RENO RETAIN	0.00	47.36	9.34	1,096.88
800	HEALTH DEPT DRAFTING	344.06	134.86	715.64	352.71
870	FLEXIBLE BENEFIT PLAN	1462.81	452.24	173.12	69,335.13
820	HOSPITAL	660159.66	218,255.08	82631.45	12,457.84
820	CMC 125 PLAN	3574.47	919.23	313.85	2,143.48
830	CMC ACCOUNTS PAYABLE	21179.25	6,180.52	2,125.49	719.62
840	CMC PAYROLL	8995.36	2,510.40	663.68	31,218.38
820	CMC MEDICAL PROFESSIONAL	150498.80	28,373.70	24,229.22	11,155.12
820	CMC HOME HEALTH	45408.24	17,674.68	8,558.03	2,597.31
820	CMC WEIGHT MGMT	9384.11	2,669.80	917.83	2,042.87
820	CMC NURSING HOMES	31354.07	8,031.76	1,875.77	9,685.32
950	NAVIGATION DISTRICT	145379.51	43,977.79	9,119.29	275.60
950	NAVIG CONSTRUCTION 2012A	0.23	0.00	0.00	774.65
950	NAVIG. 2015 CONST INT&SINK	78476.12	6,262.51	1,331.82	961.51
950	NAVIG 2012A/B INT& SINKING	9613.21	3,205.40	584.43	61.49
950	NAVIG. INTEREST & SINKING	2.84	0.00	0.00	0.00
	TOTAL	1,952,398.62	790,203.02	377,781.84	346,905.90