


MINUTES OF COUNTY FINANCES
TREASURER'S REPORT
MONTHLY- AUGUST 2023

IN THE MATTER OF COUNTY FINANCES
IN THE HANDS OF PAIGE FOSTER
TREASURER OF VICTORIA COUNTY, TEXAS

COMMISSIONERS' COURT
VICTORIA COUNTY, TEXAS
IN SPECIAL SESSION
REGULAR TERM
SEPTEMBER 2023


IN ACCORDANCE with Section 114.026, Local Government Code, we, the undersigned, constituting the entire Commissioners Court of said County, certify that on the 18TH day of SEPTEMBER 2023, at the Special Session of a Regular Term of Court. We compared and examined the monthly report of Paige Foster, Treasurer of Victoria County, Texas, for August 2023, and finding the same correct, entered an order in the Minutes approving said Report, which states total cash and investments on hand as \$120,270,464.99




Ben Zeller, County Judge



Danny Garcia, Commissioner Pct. 1



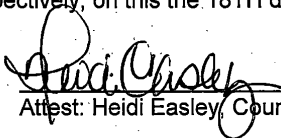
Jason Ohrt, Commissioner Pct. 2



Gary Burns, Commissioner Pct. 3

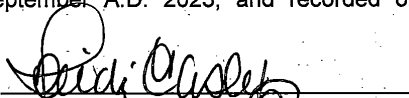
Kenneth Sexton, Commissioner Pct. 4

SWORN TO AND SUBSCRIBED BEFORE ME, by Ben Zeller, County Judge, and County Commissioners of said Victoria County, each respectively, on this the 18TH day of September, A.D., 2023.



Attest: Heidi Easley, County Clerk

FILED FOR RECORD THIS 18th Day of September A.D. 2023, and recorded on the 18th day of September, A.D. 2023.



Heidi Easley, County Clerk and
Ex-Officio Clerk of the Commissioners
Court in and for Victoria County, Texas.

By: 
Deputy **Stefanie Tumlinson**



MONTHLY REPORT OF

PAIGE FOSTER, COUNTY TREASURER

VICTORIA COUNTY, TEXAS

FOR THE MONTH OF AUGUST 2023

This report, presented for the approval of the Commissioners' Court, in accordance with Vernon's Texas Codes Annotated, Local Government Code, and Section 83.002 (a) (3), and Title 10, Chapter 2256, Government Code (Public Funds Investment Act), is true and correct to the best of my knowledge and belief, according to the records of this office.



PAIGE FOSTER
COUNTY TREASURER

VICTORIA COUNTY
INVESTMENTS ON HAND
AUGUST 31, 2023

FUND	INV. NO.	PURCH DATE	PAR AMOUNT	DESCRIPTION	MAT DATE	CALL DATE	NET YIELD	PURCH PRICE	INDIV FND AMOUNT	TOTAL INVESTMENT	MARKET PRICE	MARKET VALUE
<u>VICTORIA COUNTY</u>												
				TX CLASS			5.323%			10,116,354.20		10,116,354.20
				L.O.G.I.C. POOL			5.472%			2,397,179.75		2,397,179.75
				CERTIFICATE OF DEPOSIT			3.780%			13,125,000.00		12,695,985.13
				CASH ON HAND-COUNTY FUNDS			2.020%			23,376,254.50		23,376,254.50
				TOTAL COUNTY FUNDS						49,014,788.45		48,585,773.58
<u>CITIZENS MEDICAL CENTER</u>												
				TX CLASS			5.380%			25,153,525.60		25,153,525.60
				L.O.G.I.C. POOL			0.000%			0.00		0.00
				CERTIFICATE OF DEPOSIT			0.000%			0.00		0.00
BANK BALANCE				CMC NURSING HOMES			2.020%			2,500,577.34		2,500,577.34
				CASH ON HAND-CITIZENS MEDICAL CENTER			2.020%			35,375,476.63		35,375,476.63
				TOTAL HOSPITAL FUNDS						63,029,579.57		63,029,579.57
<u>NAVIGATION DISTRICT</u>												
				TEXAS CLASS			5.475%			6,993,098.18		6,993,098.18
				CASH ON HAND TXLC CONSTRUCTION			2.020%			97,567.12		97,567.12
				CASH ON HAND 2015 INTEREST & SINKING			2.020%			261,242.09		261,242.09
				PROMOTION AND DEVELOPMENT FUND			2.020%			334,629.59		334,629.59
				CASH ON HAND-2012A/B INTEREST/SINKING			2.020%			304,140.76		304,140.76
BANK BALANCE				CASH ON HAND-NAVIGATION DISTRICT			2.020%			235,419.23		235,419.23
				TOTAL NAVIGATION DIST FUNDS						8,226,096.97		8,226,096.97
<u>SUMMARY TOTAL PORTFOLIO</u>												
				TOTAL COUNTY FUNDS						49,014,788.45	40.7538%	48,585,773.58
				TOTAL HOSPITAL FUNDS						63,029,579.57	52.4065%	63,029,579.57
BANK BALANCE				TOTAL NAVIGATION DISTRICT FUNDS						8,226,096.97	6.8397%	8,226,096.97
				TOTAL FUNDS						120,270,464.99	100.00%	119,841,450.12
				CASH ON HAND - ALL FUNDS						62,485,307.26	51.95%	62,485,307.26
				PLEDGED SECURITIES - ALL FUNDS						161,921,161.59		138,852,525.47
				CERTIFICATES OF DEPOSIT						13,125,000.00	10.91%	12,695,985.13
				MONEY MKT MUTUAL FUNDS						0.00	0.00%	0.00
				POOLS						44,660,157.73	37.13%	44,660,157.73
				GOVERNMENT SECURITIES						0.00	0.00%	0.00
				TOTAL INVESTMENTS						57,785,157.73	48.05%	57,356,142.86
				TOTAL PORTFOLIO INCLUDING CASH						120,270,464.99	100.00%	119,841,450.12

CASH & INVESTMENTS BY FUND

AS OF: AUGUST 31ST, 2023 AUGUST 31ST, 2023

FUND ACCT. NO.	ACCOUNT NAME	CASH	INVESTMENTS
AMERICARES			
806	101-2000 CLAIM ON CASH-AMERICARES	0.00	
TOTAL 806-AMERICARES		0.00	0.00
CPS/PH WKFORCE 9/21-6/24			
808	101-2000 CLAIM ON CASH-CPS/PH WKFORCE	(43,381.71)	
TOTAL 808-CPS/PH WKFORCE 9/21-6/23		(43,381.71)	0.00
CPS/PH INFRAST 4/23-11/27			
809	101-2000 CLAIM ON CASH-CPS/PH INFRAST 4	0.00	
TOTAL 809-CPS/PH INFRAST 4/23-11/27		0.00	0.00
VICTORIA WIC PROGRAM			
810	101-2000 CLAIM ON CASH-WIC PROGRAM	(99,215.14)	
TOTAL 810-VICTORIA WIC PROGRAM		(99,215.14)	0.00
FLEXIBLE BENEFITS PLAN			
870	101-2000 CASH-FLEX BEN-DENTAL, LIFE, VSN	27,673.43	
870	101-3000 CASH IN BANK/PROSPERITY BANK	108,616.88	
TOTAL 870-FLEXIBLE BENEFITS PLAN		136,290.31	0.00
LEOSE FUND			
880	101-2000 CLAIM ON CASH-LEOSE FUND	56,148.19	
TOTAL 880-LEOSE FUND		56,148.19	0.00
TOTAL CASH AND INVESTMENTS		44,806,342.26	25,638,533.95

*** END OF REPORT ***

Pooled Cash	(21,430,087.76)	25,638,533.95
	<u>23,376,254.50</u>	<u>25,638,533.95</u>

44,806,342.26 +
 21,430,087.76 -
 23,376,254.50 *

0.00 *

23,376,254.50 +
 25,638,533.95 +
 49,014,788.45 *

0.00 *

FUND	ACCT. NO.	ACCOUNT NAME	CASH	INVESTMENTS
POOLED CASH - APCA				
=====				
001	101-2000	POOLED CASH	21,430,087.76	
001	101-2005	POOLED CASH-PAYROLL	0.00	
TOTAL 001-POOLED CASH - APCA			21,430,087.76	0.00

GENERAL FUND				
=====				
100	101-2000	CLAIM ON CASH-GENERAL FUND	2,023,251.95	
100	101-3000	VC CREDIT CARD CLEARING ACCT	114,385.32	
100	151-1003	CERTIFICATE OF DEPOSIT		13,125,000.00
100	151-1005	LOCAL GOVT. INVEST. COOP.		2,397,179.75
100	151-1007	TEXAS COOPERATIVE LIQUID ASSET		10,116,354.20
TOTAL 100-GENERAL FUND			2,137,637.27	25,638,533.95

EMERGENCY MGMT				
=====				
108	101-2000	CLAIM ON CASH-EMER MGMT	(363,888.74)	
TOTAL 108-EMERGENCY MGMT			(363,888.74)	0.00

LEPC FUND				
=====				
109	101-2000	CLAIM ON CASH-LEPC	17,768.56	
TOTAL 109-LEPC FUND			17,768.56	0.00

J. P. SPECIAL FUND				
=====				
110	101-2000	CLAIM ON CASH-J.P. SPECIAL FD	667.15	
TOTAL 110-J.P. SPECIAL FUND			667.15	0.00

COURT-INITIATED GUARDIANS				
=====				
117	101-2000	CLAIM ON CASH-COURT INITIATED	3,594.25	
TOTAL 117-COURT-INITIATED GUARDIANS			3,594.25	0.00

CASH & INVESTMENTS BY FUND

AS OF: AUGUST 31ST, 2023 AUGUST 31ST, 2023

FUND	ACCT. NO.	ACCOUNT NAME	CASH	INVESTMENTS
COUNTY JURY FUND				
=====				
118	101-2000	CLAIM ON CASH-COUNTY JURY FUND	17,179.45	
			-----	-----
	TOTAL 118-COUNTY JURY FUND		17,179.45	0.00
			-----	-----
CO CLERK ARCHIVE FEE FD				
=====				
119	101-2000	CLAIM ON CASH-CO CLK ARCHIVE	305,754.66	
			-----	-----
	TOTAL 119-CO CLERK ARCHIVE FEE FD		305,754.66	0.00
			-----	-----
RECORDS MANAGEMENT FUND				
=====				
120	101-2000	CLAIM ON CASH-RECORD MGMT	250,196.32	
			-----	-----
	TOTAL 120-RECORDS MANAGEMENT FUND		250,196.32	0.00
			-----	-----
COURTHOUSE SECURITY FUND				
=====				
121	101-2000	CLAIM ON CASH-CRTHSE SECURITY	162,380.41	
			-----	-----
	TOTAL 121-COURTHOUSE SECURITY FUND		162,380.41	0.00
			-----	-----
JUSTICE CT BLDG SECURITY				
=====				
122	101-2000	CLAIM ON CASH-JP CRT BLD SECUR	29,665.24	
			-----	-----
	TOTAL 122-JUSTICE CT BLDG SECURITY		29,665.24	0.00
			-----	-----
DIST. CLERK RECORDS MGMT				
=====				
123	101-2000	CLAIM ON CASH-DIST CLK REC MGT	43,588.88	
			-----	-----
	TOTAL 123-DIST. CLERK RECORD MGMT		43,588.88	0.00
			-----	-----
CO CLERK OF THE COURT				
=====				
124	101-2000	CLAIM ON CASH-CO CLERK OF COUR	82,629.51	
			-----	-----
	TOTAL 124-CO CLERK OF THE COURT		82,629.51	0.00
			-----	-----

CASH & INVESTMENTS BY FUND

AS OF: AUGUST 31ST, 2023 AUGUST 31ST, 2023

FUND ACCT. NO.	ACCOUNT NAME	CASH	INVESTMENTS
DIST CLERK OF THE COURT			
=====			
125	101-2000 CLAIM ON CASH-DIST CLERK OF CRT	65,932.87	
		-----	-----
	TOTAL 125-DIST CLERK OF THE COURT	65,932.87	0.00
		-----	-----
COURT REPORTER SERVICE			
=====			
126	101-2000 CLAIM ON CASH-CRT REPORTER SRV	28,447.52	
		-----	-----
	TOTAL 126-COURT REPORTER SERVICE	28,447.52	0.00
		-----	-----
COURT FACILITY FEE FUND			
=====			
127	101-2000 CLAIM ON CASH-CRT FACILITY FEE	46,079.02	
		-----	-----
	TOTAL 127-COURT FACILITY FEE FUND	46,079.02	0.00
		-----	-----
CDBG-DR LOCAL BUYOUT			
=====			
128	101-2000 CLAIM ON CASH-CDBG-DR LOCAL BU	(875.00)	
		-----	-----
	TOTAL 128-CDBG-DR LOCAL BUYOUT	(875.00)	0.00
		-----	-----
LANGUAGE ACCESS FUND			
=====			
129	101-2000 CLAIM ON CASH-LANGUAGE ACCESS	16,760.66	
		-----	-----
	TOTAL 129-LANGUAGE ACCESS FUND	16,760.66	0.00
		-----	-----
PATRIOT PARK DONATION FD			
=====			
140	101-2000 CLAIM ON CASH-PATRIOT PRK DON	3,001.56	
		-----	-----
	TOTAL 140-PATRIOT PARK DONATION FD	3,001.56	0.00
		-----	-----
OPIOID SETTLEMENT FUND			
=====			
145	101-2000 CLAIM ON CASH-OPIOID SETTLEMEN	163,516.95	
		-----	-----
	TOTAL 145-OPIOID SETTLEMENT FUND	163,516.95	0.00
		-----	-----

CASH & INVESTMENTS BY FUND

AS OF: AUGUST 31ST, 2023 AUGUST 31ST, 2023

FUND	ACCT. NO.	ACCOUNT NAME	CASH	INVESTMENTS
SHERIFF'S SPECIAL FUND				
=====				
150	101-2000	CLAIM ON CASH-SHERIFFS SPECIAL	31,338.93	
150	101-3000	PROPERTY TAX SALE ACCOUNT	17.03	
TOTAL 150-SHERIFF'S SPECIAL FUND			31,355.96	0.00

CONSTABLE'S SPECIAL FUND				
=====				
155	101-2000	CLAIM ON CASH-CONSTABLES SPEC	0.00	
TOTAL 155-CONSTABLE'S SPECIAL FUND			0.00	0.00

CLERK'S SPECIAL FUND				
=====				
160	101-2000	CLAIM ON CASH-CLERKS SPECIAL	0.00	
TOTAL 160-CLERK'S SPECIAL FUND			0.00	0.00

AMERICAN RESCUE PLAN				
=====				
190	101-2000	CLAIM ON CASH-AMERICAN RESCUE	9,467,489.83	
TOTAL 190-AMERICAN RESCUE PLAN			9,467,489.83	0.00

DR-4586 2021 WINTER WEATH				
=====				
191	101-2000	CLAIM ON CASH-DR-4586 2021 WIN	0.00	
TOTAL 191-DR-4586 2021 WINTER WEATH			0.00	0.00

COVID19				
=====				
192	101-2000	CLAIM ON CASH-COVID19	648,044.98	
TOTAL 192-COVID19			648,044.98	0.00

GULF/MEXICO ENERGY SEC				
=====				
195	101-2000	CLAIM ON CASH-GULF MEXICO ENGY	743,648.43	
TOTAL 195-GULF/MEXICO ENERGY SEC.			743,648.43	0.00

CASH & INVESTMENTS BY FUND

AS OF: AUGUST 31ST, 2023 AUGUST 31ST, 2023

FUND	ACCT. NO.	ACCOUNT NAME	CASH	INVESTMENTS
FEMA HAZARD MIT FUND				
=====				
197	101-2000	CLAIM ON CASH-FEMA HAZARD MIT	(294,728.85)	
			-----	-----
TOTAL 197- FEMA HAZARD MIT. FD			(294,728.85)	0.00
			-----	-----
HURRICANE HARVEY DR#4332				
=====				
198	101-2000	CLAIM ON CASH-HURRICANE HARVEY	(49,995.00)	
198	101-3000	CLAIM ON CASH/GRANT FUND	0.00	
			-----	-----
TOTAL 198-HURRICANE HARVEY DR#4332			(49,995.00)	0.00
			-----	-----
TXDOT MCCOY RD RECONST				
=====				
199	101-2000	CLAIM ON CASH-TXDOT MCCOY RD	332,518.55	
			-----	-----
TOTAL 199-TXDOT MCCOY RD RECONST			332,518.55	0.00
			-----	-----
ROAD AND BRIDGE FUND/PCT				
=====				
201	101-2000	CLAIM ON CASH-R&B PCT #1	817,853.81	
			-----	-----
TOTAL 201-ROAD & BRIDGE FUND PCT 1			817,853.81	0.00
			-----	-----
ROAD AND BRIDGE FUND/PCT				
=====				
202	101-2000	CLAIM ON CASH-R&B PCT #2	1,422,769.03	
			-----	-----
TOTAL 202-ROAD & BRIDGE FUND PCT 2			1,422,769.03	0.00
			-----	-----
ROAD AND BRIDGE FUND/PCT				
=====				
203	101-2000	CLAIM ON CASH-R&B PCT #3	1,107,854.41	
			-----	-----
TOTAL 203-ROAD & BRIDGE FUND PCT 3			1,107,854.41	0.00
			-----	-----
ROAD AND BRIDGE FUND/PCT				
=====				
204	101-2000	CLAIM ON CASH-R&B PCT #4	913,253.74	
			-----	-----
TOTAL 204-ROAD & BRIDGE FUND PCT 4			913,253.74	0.00
			-----	-----

CASH & INVESTMENTS BY FUND

AS OF: AUGUST 31ST, 2023 AUGUST 31ST, 2023

FUND ACCT. NO.	ACCOUNT NAME	CASH	INVESTMENTS
CTIF GRANT FUND			
=====			
210 101-2000	CLAIM ON CASH-CTIF	0.00	
		-----	-----
TOTAL 210-CTIF GRANT FUND		0.00	0.00
		-----	-----
CAPITAL CREDITS FUND			
=====			
215 101-2000	CLAIM ON CASH-CAPITAL CREDITS	152,568.80	
		-----	-----
TOTAL 215-CAPITAL CREDITS FUND		152,568.80	0.00
		-----	-----
JUVENILE RESTITUTION			
=====			
221 101-2000	CLAIM ON CASH-JUVEN.RESTITUT.	209.67	
		-----	-----
TOTAL 221-JUVENILE RESTITUTION		209.67	0.00
		-----	-----
JUVENILE PROBATION FUND			
=====			
231 101-2000	CLAIM ON CASH-JUVEN PROBAT.	203,296.03	
		-----	-----
TOTAL 231-JUVENILE PROBATION FD		203,296.03	0.00
		-----	-----
DRUG COURTS PROGRAMS			
=====			
240 101-2000	CLAIM ON CASH-DRUG CRT PROG	316.04	
		-----	-----
TOTAL 240-DRUG COURTS PROGRAM		316.04	0.00
		-----	-----
24TH JUDICIAL DIST PROB			
=====			
241 101-2000	CLAIM ON CASH-24 JUD DIST PROB	103,530.45	
		-----	-----
TOTAL 241-24TH JUDICIAL DIST. PROB		103,530.45	0.00
		-----	-----
COUNTY SPECIALTY COURT			
=====			
245 101-2000	CLAIM ON CASH-CNTY SPECIALTY	2,872.28	
		-----	-----
TOTAL 245-COUNTY SPECIALTY COURT		2,872.28	0.00
		-----	-----

CASH & INVESTMENTS BY FUND

AS OF: AUGUST 31ST, 2023 AUGUST 31ST, 2023

FUND ACCT. NO.	ACCOUNT NAME	CASH	INVESTMENTS
LOCAL TRUANCY PREVENTION			
=====			
280 101-2000	CLAIM ON CASH-LOCAL TRUANCY	36,899.87	
		-----	-----
	TOTAL 280-LOCAL TRUANCY PREVENTIONS	36,899.87	0.00
		-----	-----
JUSTICE TECHNOLOGY FUND			
=====			
281 101-2000	CLAIM ON CASH-JUSTICE TECH.	2,759.35	
		-----	-----
	TOTAL 281-JUSTICE TECHNOLOGY FD.	2,759.35	0.00
		-----	-----
FAMILY PROTECTION FEE FD			
=====			
282 101-2000	CLAIM ON CASH-FAM PROTECT FEE	1,332.05	
		-----	-----
	TOTAL 282-FAMILY PROTECTION FEE FD	1,332.05	0.00
		-----	-----
CO/DIST TECHNOLOGY FD			
=====			
283 101-2000	CLAIM ON CASH-CO/DIST TECHNOL	11,927.67	
		-----	-----
	TOTAL 283-CO/DIST TECHNOLOGY FD	11,927.67	0.00
		-----	-----
CHILD ABUSE PREVENTION			
=====			
286 101-2000	CLAIM ON CASH-CHILD ABUSE PRV	287.18	
		-----	-----
	TOTAL 286-CHILD ABUSE PREVENTION	287.18	0.00
		-----	-----
RURAL SALARY ASSISTANCE G			
=====			
288 101-2000	CLAIM ON CASH-RURAL SALARY ASS	0.00	
		-----	-----
	TOTAL 288-RURAL SALARY ASSISTANCE G	0.00	0.00
		-----	-----
CDA PROCESSING FEE FUND			
=====			
300 101-2000	CLAIM ON CASH-CDA PROCESS FEE	8,008.85	
		-----	-----
	TOTAL 300-CDA PROCESSING FEE FUND	8,008.85	0.00
		-----	-----

CASH & INVESTMENTS BY FUND

AS OF: AUGUST 31ST, 2023 AUGUST 31ST, 2023

FUND ACCT. NO.	ACCOUNT NAME	CASH	INVESTMENTS
BOND FORFEITURE COMM			
=====			
301	101-2000 CLAIM ON CASH-BOND FORFEITURE	38,327.49	
		-----	-----
	TOTAL 301-BOND FORFEITURE COMM	38,327.49	0.00
		-----	-----
CDA STATE JUDICIARY FUND			
=====			
302	101-2000 CLAIM ON CASH-CDA STATE JUD.	0.00	
		-----	-----
	TOTAL 302-CDA STATE JUDICIARY FUND	0.00	0.00
		-----	-----
PRETRIAL INTERVENTION			
=====			
303	101-2000 CLAIM ON CASH-PRETRIAL INTERV	68,968.79	
		-----	-----
	TOTAL 303-PRETRIAL INTERVENTION	68,968.79	0.00
		-----	-----
VICTORIA CNTY CARE COURT			
=====			
304	101-2000 CLAIM ON CASH-CARE COURT	3,276.91	
		-----	-----
	TOTAL 304-VICTORIA CNTY CARE COURT	3,276.91	0.00
		-----	-----
CDA VICTIMS ASSISTANCE GR			
=====			
305	101-2000 CLAIM ON CASH-CDA VICTIMS ASST	0.00	
		-----	-----
	TOTAL 305-CDA VICTIMS ASSIST GRANT	0.00	0.00
		-----	-----
VICTIM COORD/LIASON GNT			
=====			
306	101-2000 CLAIM ON CASH-SO VICT COORD	(3,523.00)	
		-----	-----
	TOTAL 306-VICTIM COORD/LIASON GNT	(3,523.00)	0.00
		-----	-----
SCAAP PROGRAM			
=====			
307	101-2000 CLAIM ON CASH-SCAAP PROGRAM	1,113.10	
		-----	-----
	TOTAL 307-SCAAP PROGRAM	1,113.10	0.00
		-----	-----

CASH & INVESTMENTS BY FUND

AS OF: AUGUST 31ST, 2023 AUGUST 31ST, 2023

FUND ACCT. NO.	ACCOUNT NAME	CASH	INVESTMENTS
TEXAS VINE GRANT			
=====			
308 101-2000	CLAIM ON CASH-TX VINE GRANT	0.00	
		-----	-----
	TOTAL 308-TEXAS VINE GRANT	0.00	0.00
		-----	-----
4/H ACTIVITY CENTER			
=====			
310 101-2000	CLAIM ON CASH-4/H ACTIVITY CNT	5,749.55	
		-----	-----
	TOTAL 310-4/H ACTIVITY CENTER	5,749.55	0.00
		-----	-----
AIRPORT FUND			
=====			
321 101-2000	CLAIM ON CASH-AIRPORT FUND	461,650.88	
321 101-3000	CASH IN BANK/AIRPORT DRAFTING	689,098.52	
321 151-1000	TREASURY BILLS		0.00
321 151-1001	TEXPOOL INVESTMENTS		0.00
321 151-1005	LOCAL GOVT. INVEST COOP		0.00
		-----	-----
	TOTAL 321-AIRPORT FUND	1,150,749.40	0.00
		-----	-----
AIRPORT GRANT FUND			
=====			
322 101-2000	CLAIM ON CASH-AIRPORT GRANT	(19,324.00)	
		-----	-----
	TOTAL 322-AIRPORT GRANT FUND	(19,324.00)	0.00
		-----	-----
AIRPORT CAPITAL PROJECTS			
=====			
323 101-2000	CLAIM ON CASH-AIRP CAPITAL PRO	30,782.88	
		-----	-----
	TOTAL 323-AIRPORT CAPITAL PROJECTS	30,782.88	0.00
		-----	-----
SPECIAL SERVICE FUND			
=====			
330 101-2000	CLAIM ON CASH-SPECIAL SERVICE	887,991.13	
		-----	-----
	TOTAL 330-SPECIAL SERVICE FUND	887,991.13	0.00
		-----	-----

CASH & INVESTMENTS BY FUND

AS OF: AUGUST 31ST, 2023 AUGUST 31ST, 2023

FUND ACCT. NO.	ACCOUNT NAME	CASH	INVESTMENTS
JAG-REG TASK FORCE APPREH			
=====			
331 101-2000	CLAIM ON CASH-JAG REG TASK FOR	0.00	
		-----	-----
TOTAL 331-JAG-REG TASK FORCE APPREH		0.00	0.00
		-----	-----
OOG FY 2020 CESF			
=====			
332 101-2000	CLAIM ON CASH-OOG FY2020 CESF	0.00	
		-----	-----
TOTAL 332-OOG FY 2020 CESF		0.00	0.00
		-----	-----
BJA FY 2020 CESF			
=====			
333 101-2000	CLAIM ON CASH-BJA FY 2020 CESF	0.00	
		-----	-----
TOTAL 333-BJA FY 2020 CESF		0.00	0.00
		-----	-----
SWB RURAL LAW ENFORCEMENT			
=====			
334 101-2000	CLAIM ON CASH-SWB RURAL LAW EN	0.00	
		-----	-----
TOTAL 334-SWB RURAL LAW ENFORCEMENT		0.00	0.00
		-----	-----
OPERATION LONE STAR GRANT			
=====			
335 101-2000	CLAIM ON CASH-OPERATION LONE S	(61,367.59)	
		-----	-----
TOTAL 335-OPERATION LONE STAR GRANT		(61,367.59)	0.00
		-----	-----
STONEGARDEN GRANT			
=====			
336 101-2000	CLAIM ON CASH-STONEGARDEN GNT	(203,311.94)	
		-----	-----
TOTAL 336-STONEGARDEN 2010SST0-0008		(203,311.94)	0.00
		-----	-----
JAG-LESS LETHAL FORCE			
=====			
337 101-2000	CLAIM ON CASH-JAG LESS LETHAL	0.00	
		-----	-----
TOTAL 337-JAG-LESS LETHAL FORCE		0.00	0.00
		-----	-----

CASH & INVESTMENTS BY FUND

AS OF: AUGUST 31ST, 2023 AUGUST 31ST, 2023

FUND ACCT. NO.	ACCOUNT NAME	CASH	INVESTMENTS
CLICK IT OR TICKET			
=====			
338 101-2000	CLAIM ON CASH-GCRPC 9-1-1	17,492.72	
		-----	-----
	TOTAL 338-GCRPC - 9-1-1 ALLOCATION	17,492.72	0.00
		-----	-----
BYRNE JAG PROGRAM			
=====			
339 101-2000	CLAIM ON CASH-BYRNE JAG PROG	(12,620.00)	
		-----	-----
	TOTAL 339-BYRNE JAG PROGRAM	(12,620.00)	0.00
		-----	-----
HIGH INTENSITY DRUG TRAF			
=====			
340 101-2000	CLAIM ON CASH-HIGH INTENSITY	(16,810.00)	
		-----	-----
	TOTAL 340-HIGH INTENSITY DRUG TRAFF	(16,810.00)	0.00
		-----	-----
BODY WORN CAMERA PROG			
=====			
342 101-2000	CLAIM ON CASH-BODY WORN CAMERA	(14,146.76)	
		-----	-----
	TOTAL 342-BODY WORN CAMERA PROG	(14,146.76)	0.00
		-----	-----
RIFLE REST BODY ARM GNT			
=====			
343 101-2000	CLAIM ON CASH-RIFLE RESIT BODY	0.00	
		-----	-----
	TOTAL 343-RIFLE RESIT BODY ARMOR GN	0.00	0.00
		-----	-----
FIREFIGHTERS GRANT			
=====			
344 101-2000	CLAIM ON CASH-FIREFIGHTERS GNT	0.00	
		-----	-----
	TOTAL 344-FIREFIGHTERS GRANT	0.00	0.00
		-----	-----
FERAL HOG GRANT			
=====			
345 101-2000	CLAIM ON CASH-FERAL HOG GRANT	0.00	
		-----	-----
	TOTAL 345-FERAL HOG GRANT	0.00	0.00
		-----	-----

CASH & INVESTMENTS BY FUND

AS OF: AUGUST 31ST, 2023 AUGUST 31ST, 2023

FUND	ACCT. NO.	ACCOUNT NAME	CASH	INVESTMENTS
TXCDBG WCID1 BLOOMINGTON				
=====				
346	101-2000	CLAIM ON CASH-WCID1 BLOOMING	0.00	
			-----	-----
	TOTAL 346-TXCDBG GNT-WCID1 BLOOM.		0.00	0.00
			-----	-----
TXCDBG WCID2 PLACEDO				
=====				
347	101-2000	CLAIM ON CASH-WCID2 PLACEDO	(3,025.00)	
			-----	-----
	TOTAL 347-TXCDBG GNT- WCID2 PLACEDO		(3,025.00)	0.00
			-----	-----
CDBG HURRICANE HARVEY DR				
=====				
348	101-2000	CLAIM ON CASH-CDBG HUR HARVEY	(188,169.06)	
			-----	-----
	TOTAL 348-CDBG HURRICANE HARVEY DR		(188,169.06)	0.00
			-----	-----
CDBG-MIT MOD GRANT				
=====				
349	101-2000	CLAIM ON CASH-CDBG-MIT MOD GRA	0.00	
			-----	-----
	TOTAL 349-CDBG-MIT MOD GRANT		0.00	0.00
			-----	-----
STATE FEE ACCOUNT				
=====				
350	101-2000	CLAIM ON CASH-STATE FEE FD	96,239.53	
			-----	-----
	TOTAL 350-STATE FEE ACCOUNT		96,239.53	0.00
			-----	-----
PESC MENTAL HEALTH DEPUTY				
=====				
355	101-2000	CLAIM ON CASH-PESC MENTAL HLTH	(1,123.14)	
			-----	-----
	TOTAL 355-PESC MENTAL HEALTH DEPUTY		(1,123.14)	0.00
			-----	-----
MENTAL HLTH PEACE OFF FD				
=====				
356	101-2000	CLAIM ON CASH-MENTAL SO/GB	(27,383.39)	
			-----	-----
	TOTAL 356-MENTAL HEALTH PEACE OFF		(27,383.39)	0.00
			-----	-----

CASH & INVESTMENTS BY FUND

AS OF: AUGUST 31ST, 2023 AUGUST 31ST, 2023

FUND ACCT. NO.	ACCOUNT NAME	CASH	INVESTMENTS
BISD SCHOOL RESOURCE OFF			
=====			
358	101-2000 CLAIM ON CASH-BISD SCHL RESOUR	(6,079.43)	
TOTAL 358-BISD SCHOOL RESOURCE OFF		(6,079.43)	0.00
BULLET RESISTANT SHIELD			
=====			
359	101-2000 CLAIM ON CASH-BULLET RESIS SHI	0.00	
TOTAL 359-BULLET RESISTANT SHIELD		0.00	0.00
SHERIFF'S FORFEITURE FD			
=====			
360	101-2000 CLAIM ON CASH-SHERIFF FORFEIT	909,289.20	
360	151-1001 TEXPOOL INVESTMENTS		0.00
360	151-1005 LOCAL GOVT. INVEST. COOP.		0.00
TOTAL 360-SHERIFF'S FORFEITURE FUND		909,289.20	0.00
SHERIFF'S DONATION FUND			
=====			
361	101-2000 CLAIM ON CASH-SHERIFF DONATION	60,298.46	
TOTAL 361-SHERIFF'S DONATION FUND		60,298.46	0.00
SHER DOJ FEDERAL FORFEIT			
=====			
362	101-2000 CLAIM ON CASH-SO DOJ FED FORFE	254,766.19	
TOTAL 362-SHERIFF DOJ FED. FORFEIT.		254,766.19	0.00
CDA CONTRABAND FORFEITURE			
=====			
370	101-2000 CLAIM ON CASH-CDA CONTRA FORF	1,016,754.41	
370	151-1005 LOCAL GOVT. INVEST. COOP.		0.00
TOTAL 370-CDA CONTRABAND FORFEITURE		1,016,754.41	0.00
CDA DOJ EQUITABLE SHARE			
=====			
371	101-2000 CLAIM ON CASH-CDA DOJ EQUIT	1,114.79	
TOTAL 371-CDA DOJ EQUITABLE SHARE		1,114.79	0.00

CASH & INVESTMENTS BY FUND

AS OF: AUGUST 31ST, 2023 AUGUST 31ST, 2023

FUND	ACCT. NO.	ACCOUNT NAME	CASH	INVESTMENTS
SHERIFF DOT FEDERAL FORF				
=====				
372	101-2000	CLAIM ON CASH-SO DOT FED FORF.	474,281.82	
TOTAL 372-SHERIFF DOT FEDERAL FORF			474,281.82	0.00
SHERIFF COMMISSARY FUND				
=====				
380	101-2000	CLAIM ON CASH-SHER. COMMISSARY	824,962.11	
TOTAL 380-SHERIFF COMMISSARY FUND			824,962.11	0.00
JUVENILE COMMISSARY FUND				
=====				
390	101-2000	CLAIM ON CASH-JUV COMMISSARY	8,201.94	
TOTAL 390-JUVENILE COMMISSARY FUND			8,201.94	0.00
NATIONAL SCHOOL LUNCH PRG				
=====				
392	101-2000	CLAIM ON CASH-NSLP	(11,164.84)	
TOTAL 392-NATIONAL SCHOOL LUNCH PRG			(11,164.84)	0.00
VISD SRO REIMBURSEMENT				
=====				
395	101-2000	CLAIM ON CASH-VISD SRO REIMB	(57,743.32)	
TOTAL 395-VISD SRO REIMBURSEMENT			(57,743.32)	0.00
HEALTH INSURANCE FUND				
=====				
410	101-2000	CLAIM ON CASH-HEALTH INSUR	(2,040,696.52)	
410	101-3000	CASH IN BANK/BOON CHAPMAN	831.01	
TOTAL 410-HEALTH INSURANCE FUND			(2,039,865.51)	0.00
EMPLOYEE BENEFIT FUND				
=====				
420	101-2000	CLAIM ON CASH-EMPLOYEE BENEF	2,637.91	
TOTAL 420-EMPLOYEE BENEFIT FUND			2,637.91	0.00

CASH & INVESTMENTS BY FUND

AS OF: AUGUST 31ST, 2023 AUGUST 31ST, 2023

FUND	ACCT. NO.	ACCOUNT NAME	CASH	INVESTMENTS
ELECTIONS ADM SPECIAL				
=====				
450	101-2000	CLAIM ON CASH-ELECT ADM SPEC	56,018.20	
			-----	-----
		TOTAL 450-ELECTIONS ADM SPECIAL	56,018.20	0.00
			-----	-----
HAVA ELCTN SECURITY GRANT				
=====				
454	101-2000	CLAIM ON CASH-HAVA ELECTN SECU	0.00	
			-----	-----
		TOTAL 454-HAVA ELECTN SECURITY GRNT	0.00	0.00
			-----	-----
HELP AMERICA VOTE GRANT				
=====				
455	101-2000	CLAIM ON CASH-HELP AMER VOTE	0.00	
			-----	-----
		TOTAL 455-HELP AMERICA VOTE GRANT	0.00	0.00
			-----	-----
CTCL GRANT				
=====				
456	101-2000	CLAIM ON CASH-CTCL GRANT	0.00	
			-----	-----
		TOTAL 456-CTCL GRANT	0.00	0.00
			-----	-----
ELECTIONS CHAPTER 19				
=====				
457	101-2000	CLAIM ON CASH-ELECT CHAPT 19	(33.26)	
			-----	-----
		TOTAL 457-ELECTIONS CHAPTER 19 FD	(33.26)	0.00
			-----	-----
TAX ASSESSOR SPECIAL				
=====				
499	101-3000	SPECIAL INVENTORY ACCT.	756,979.79	
			-----	-----
		TOTAL 499-TAX ASSESSOR SPECIAL	756,979.79	0.00
			-----	-----
HISTORICAL COMMISSION				
=====				
500	101-2000	CLAIM ON CASH-HISTORICAL COMM	2,863.27	
			-----	-----
		TOTAL 500-HISTORICAL COMMISSION	2,863.27	0.00
			-----	-----

CASH & INVESTMENTS BY FUND

AS OF: AUGUST 31ST, 2023 AUGUST 31ST, 2023

FUND	ACCT. NO.	ACCOUNT NAME	CASH	INVESTMENTS
TX HIST COMM CLG GRANT				
=====				
505	101-2000	CLAIM ON CASH-TX HIST COMM CL	(9,397.08)	
TOTAL 505-TX HIST COMM CLG GRANT			(9,397.08)	0.00

CHILD WELFARE BOARD				
=====				
515	101-2000	CLAIM ON CASH-CHILD WELFARE BD	24,268.72	
TOTAL 515-CHILD WELFARE BOARD			24,268.72	0.00

TIDC IMPROVEMENT GRANT				
=====				
520	101-2000	CLAIM ON CASH-TIDC IMPROV GRAN	(12,350.53)	
TOTAL 520-TIDC IMPROVEMENT GRANT			(12,350.53)	0.00

REBUILD TEXAS FUND				
=====				
550	101-2000	CLAIM ON CASH-REBUILD TX FUND	0.00	
TOTAL 550-REBUILD TEXAS FUND			0.00	0.00

DEBT SERVICE				
=====				
700	101-2000	CLAIM ON CASH-DEBT SERVICE	703,677.68	
TOTAL 700-DEBT SERVICE			703,677.68	0.00

LAW LIBRARY FUND				
=====				
720	101-2000	CLAIM ON CASH-LAW LIBRARY FD	18,089.87	
TOTAL 720-LAW LIBRARY FUND			18,089.87	0.00

CAPITAL PROJECTS FUND				
=====				
770	101-2000	CLAIM ON CASH-CAPITAL PROJECTS	0.00	
770	151-1007	TEXAS COOPERATIVE LIQUID ASSET		0.00
TOTAL 770-CAPITAL PROJECTS FUND			0.00	0.00

CASH & INVESTMENTS BY FUND

AS OF: AUGUST 31ST, 2023 AUGUST 31ST, 2023

FUND ACCT. NO.	ACCOUNT NAME	CASH	INVESTMENTS
CONSTRUCTION RETAINAGE			
=====			
771 101-2000	CLAIM ON CASH-CONSTRN RETAIN	37,773.50	
		-----	-----
TOTAL 771-CONSTRUCTION RETAINAGE		37,773.50	0.00
		-----	-----
VICTORIA HEALTH DEPT			
=====			
800 101-2000	CLAIM ON CASH-HEALTH DEPT	(430,331.45)	
800 101-3000	CASH IN BANK/HLTH 340B DRAFT.	274,190.64	
		-----	-----
TOTAL 800-VICTORIA HEALTH DEPT.		(156,140.81)	0.00
		-----	-----
TX A&M UNIV HLTH SCIENCE			
=====			
801 101-2000	CLAIM ON CASH-TX A&M HLTH SCI	0.00	
		-----	-----
TOTAL 801-TX A&M UNIV HLTH SCIENCE		0.00	0.00
		-----	-----
MEDICAID ADM CLAIM FD			
=====			
802 101-2000	CLAIM ON CASH-MEDICAID ADM CLM	60,495.30	
		-----	-----
TOTAL 802-MEDICAID ADM CLAIMS FD		60,495.30	0.00
		-----	-----
TEXAS HOME VISITING GNT			
=====			
803 101-2000	CLAIM ON CASH-TX HOME VISITING	(136,954.10)	
		-----	-----
TOTAL 803-TEXAS HOME VISITING GRANT		(136,954.10)	0.00
		-----	-----
HOGG FOUNDATION GRANT			
=====			
804 101-2000	CLAIM ON CASH-HOGG FOUNDAT.	119,671.28	
		-----	-----
TOTAL 804-HOGG FOUNDATION GNT		119,671.28	0.00
		-----	-----
HURRICANE PUBLIC HLTH GNT			
=====			
805 101-2000	CLAIM ON CASH-HURRICANE PUBLIC	0.00	
		-----	-----
TOTAL 805-HURRICANE PUBLIC HLTH GNT		0.00	0.00
		-----	-----

FUND ACCT. NO.	ACCOUNT NAME	CASH	INVESTMENTS
VICTORIA COUNTY HOSPITAL			
820 101-1000	HOSPITAL FUND	22,311,145.76	
820 101-2004	CMC 125 PLAN	194,301.32	
820 101-2010	CMC BONDS	9,901,603.85	
820 101-3000	CMC ACCTS PAYABLE	(718,965.44)	
820 101-4000	CMC PAYROLL	24,489.49	
820 101-4100	CMC MEDICAL PROFESS #214125768	100.03	
820 101-4105	CMC MEDICAL PROFESS #217301213	3,305,048.88	
820 101-4200	CMC WEIGHT MANAGEMENT CNTR	47,765.15	
820 101-4300	CMC HOME HEALTH AGENCY	309,987.59	
820 101-5001	ARBORETUM NURSE /REHAB/WINNIE	0.00	
820 101-5002	MATAGORDA NURSING & REHAB	107,182.75	
820 101-5003	TWIN PINES NURSING & REHAB	268,390.72	
820 101-5004	SHADY OAKS NURSING & REHAB	63,071.56	
820 101-5005	AMISTAD NURSING & REHAB	0.00	
820 101-5006	GANADO NURSING & REHAB	115,505.59	
820 101-5007	CUERO NURSING & REHAB	0.00	
820 101-5008	STEVENS NURSE & REHAB/HALLETTS	0.00	
820 101-5009	PORT LAVACA NURSING & REHAB	5,556.06	
820 101-5010	SOUTHBROOKE NURSING & REHAB	0.00	
820 101-5011	WHARTON NURSING & REHAB	0.00	
820 101-5012	YOAKUM NURSING & REHAB	0.00	
820 101-5100	CUERO NURSING & REHAB-HUD	316,811.42	
820 101-5105	STEVENS NURSE & REHAB-HUD	389,111.62	
820 101-5110	PORT LAVACA NURSE & REHAB-HUD	480,091.31	
820 101-5115	SOUTHBROOKE NURSE&REHAB-HUD	315,807.71	
820 101-5120	WHARTON NURSING& REHAB-HUD	382,031.40	
820 101-5125	YOAKUM NURSING & REHAB-HUD	0.00	
820 101-5130	MATAGORDA NURSING & REHAB-HUD	54,460.45	
820 101-5135	TWIN PINES NURSING & REHAB-HUD	0.00	
820 101-5140	GANADO NURSING & REHAB-HUD	2,556.75	
820 151-1004	CERTIFICATES OF DEPOSIT		0.00
820 151-1005	LOCAL GOVT. INVEST. COOP.		0.00
820 151-1007	TEXAS COOPERATIVE LIQUID ASSET		25,000,000.00
TOTAL 820-VICTORIA COUNTY HOSPITAL		37,876,053.97	25,000,000.00
TOTAL CASH AND INVESTMENTS		37,876,053.97	25,000,000.00

22,311,145.76 +
194,301.32 +
9,901,603.85 +
718,965.44 -
24,489.49 +
100.03 +
3,305,048.88 +
47,765.15 +
309,987.59 +
35,375,476.63 *
0.00 *
0.00 +
107,182.75 +
268,390.72 +
63,071.56 +
0.00 +
115,505.59 +
0.00 +
0.00 +
0.00 +
5,556.06 +
0.00 +
0.00 +
0.00 +
316,811.42 +
389,111.62 +
480,091.31 +
315,807.71 +
382,031.40 +
0.00 +
54,460.45 +
0.00 +
2,556.75 +
2,500,577.34 *
0.00 *
0.00 *

*** END OF REPORT ***

2,500,577.34 +
 35,375,476.63 +
 37,876,053.97 *

VICTORIA COUNTY
 POOL INVESTMENTS
 AUGUST 2023

	BEGIN BALANCE	RATE	CONTRIBUTIONS	WITHDRAWALS	INTEREST	END BALANCE	INTEREST YR TO DATE
COUNTY							
LOGIC COUNTY	\$ 2,386,090.25	5.47%			\$ 11,089.50	\$ 2,397,179.75	\$ 78,972.49
TEXAS CLASS County	\$ 5,036,467.39	5.48%			\$ 23,472.03	\$ 5,059,939.42	\$ 59,939.42
TEXAS CLASS County GOV	\$ 5,034,258.68	5.17%			\$ 22,156.10	\$ 5,056,414.78	\$ 56,414.78
TOTAL			\$ -	\$ -	\$ 56,717.63	\$ 12,513,533.95	\$ 195,326.69
HOSPITAL							
TEXAS CLASS CMC	\$ 15,024,254.80	5.48%			\$ 70,019.29	\$ 15,094,274.09	\$ 94,274.09
TEXAS CLASS CMC GOV	\$ 10,015,174.08	5.17%			\$ 44,077.43	\$ 10,059,251.51	\$ 59,251.51
					\$ 114,096.72	\$ 25,153,525.60	\$ 153,525.60
NAVIGATION							
Texas Class Op Fund	\$ 5,123,971.65	5.48%	\$ -	\$ 160,000.00	\$ 23,711.53	\$ 4,987,683.18	\$ 171,313.53
Texas Class Const Fund	\$ 2,060,349.18	5.48%	\$ -	\$ 64,362.02	\$ 9,427.84	\$ 2,005,415.00	\$ 54,548.51
TOTAL			\$ -	\$ 224,362.02	\$ 33,139.37	\$ 6,993,098.18	\$ 225,862.04
						\$ 44,660,157.73	
					\$ 203,953.72		

ISSUER	CUSIP	BROKER	PERIOD ENDING 8/31/2023			SETTLE	MATURE	MKT PRICE	MARKET VALUE
			TERM	% EARN	BOOK VALUE				
FIRST BANK RICHMOND (28533)	319267JS0	MBS	18	2.260%	\$ 246,000.00	5/20/2022	11/20/2023	99.318	\$ 244,322.28
OCEANFIRST BANK NA	67523TAL7	MBS	24	2.040%	\$ 247,000.00	3/30/2022	4/1/2024	98.029	\$ 242,131.63
SAFRA NATIONAL BANK	78658RHU8	MBS	24	2.190%	\$ 247,000.00	4/6/2022	4/8/2024	98.052	\$ 242,188.44
ALLY BANK	02007GPJ6	MBS	24	2.040%	\$ 247,000.00	4/7/2022	4/8/2024	97.963	\$ 241,968.61
FALL RIVER FIVE CENTS SAVINGS BANK	306275BE7	MBS	24	2.240%	\$ 247,000.00	4/18/2022	4/8/2024	97.991	\$ 242,037.77
PRIMEWAY FCU (2131)	741600AP5	MBS	24	2.500%	\$ 249,000.00	5/6/2022	5/6/2024	97.978	\$ 243,965.22
UBS BANK (57565)	90348J3B4	MBS	24	2.900%	\$ 249,000.00	5/11/2022	5/13/2024	98.194	\$ 244,503.06
AMERICAN NATL BANK (26499)	02769QDV8	MBS	24	2.250%	\$ 249,000.00	5/13/2022	5/13/2024	97.747	\$ 243,390.03
JOHN MARSHALL BANK (58243)	47804GHR7	MBS	24	2.550%	\$ 249,000.00	5/13/2022	5/13/2024	97.954	\$ 243,905.46
TRUSTONE FINL CR UN PLYMOUTH	89841MAC1	MBS	36	3.160%	\$ 249,000.00	6/29/2022	7/1/2024	98.027	\$ 244,087.23
UNITED HERITAGE CR	91334AAK9	MBS	18	5.220%	\$ 248,000.00	3/21/2023	9/23/2024	99.606	\$ 247,022.88
MORGAN STANLEY BANK NA	61773TDL4	MBS	30	2.430%	\$ 245,000.00	4/20/2022	10/18/2024	96.478	\$ 236,371.10
BANKERS BANK (23537)	06610RBQ1	MBS	30	2.590%	\$ 247,000.00	5/6/2022	11/6/2024	96.494	\$ 238,340.18
METRO (66364)	59161YAO9	MBS	30	2.940%	\$ 249,000.00	5/20/2022	11/20/2024	96.801	\$ 241,034.49
CITY NATIONAL BANK (17281)	178180GR0	MBS	24	4.890%	\$ 244,000.00	11/23/2022	11/25/2024	99.151	\$ 241,928.44
ISRAEL DISCOUNT BANK (19977)	465076UD7	MBS	24	4.890%	\$ 244,000.00	11/25/2022	11/25/2024	99.150	\$ 241,926.00
BANKUNITED NA	066519RV3	MBS	36	1.000%	\$ 249,000.00	12/8/2021	12/9/2024	94.368	\$ 234,976.32
CAPITAL ONE NA	14042RQL8	MBS	36	0.840%	\$ 249,000.00	12/8/2021	12/9/2024	94.208	\$ 234,577.92
AMERICAN FRIST CU	02616AAP4	MBS	36	1.060%	\$ 249,000.00	12/30/2021	12/30/2024	94.165	\$ 234,470.85
FIRST NATIONAL BANK OF AMERICA	32110YVB8	MBS	36	0.950%	\$ 249,000.00	12/30/2021	12/30/2024	94.037	\$ 234,152.13
TEXAS EXCHANGE BANK	88241TNG1	MBS	36	1.430%	\$ 249,000.00	2/4/2022	2/4/2025	94.264	\$ 234,717.36
BEAL BANK	07371AWRO	MBS	36	1.320%	\$ 249,000.00	2/9/2022	2/5/2025	94.102	\$ 234,313.98
AMERANT BANK NA	02357QAR8	MBS	36	1.740%	\$ 249,000.00	2/28/2022	2/28/2025	94.446	\$ 235,170.54
AMERICAN EXPRESS NATL BANK	02589ABM3	MBS	36	1.900%	\$ 247,000.00	3/3/2022	3/3/2025	94.673	\$ 233,842.31
BARCLAYS BANK	06740KPE1	MBS	36	1.800%	\$ 247,000.00	3/16/2022	3/17/2025	94.401	\$ 233,170.47
GOLDMAN SACHS BANK USA 6 MONTH CALLABLE	38179M3A9	MBS	36	2.000%	\$ 249,000.00	3/16/2022	3/17/2025	94.639	\$ 235,651.11
LAFAYETTE FEDERAL CU	50625LAY9	MBS	36	2.310%	\$ 249,000.00	3/30/2022	3/31/2025	94.977	\$ 236,492.73
SYNCHRONY BANK	87165FJ47	MBS	36	2.260%	\$ 247,000.00	3/31/2022	3/31/2025	94.954	\$ 234,536.38
POPULAR BANK	73317AAV4	MBS	36	2.210%	\$ 247,000.00	4/6/2022	4/7/2025	94.793	\$ 234,138.71
BMW BANK OF NA	05580AL85	MBS	36	2.610%	\$ 247,000.00	4/8/2022	4/8/2025	95.421	\$ 235,689.87
JPMORGAN CHASE BANK NA	48128WPG4	MBS	36	2.610%	\$ 247,000.00	4/8/2022	4/8/2025	95.423	\$ 235,694.81

9/11/2023CD INVESTMENTS COURT 2023

CD INVESTMENTS GENERAL FUND

PERIOD ENDING 8/31/2023

ISSUER	CUSIP	BROKER	TERM	% EARN	BOOK VALUE	SETTLE	MATURE	MKT PRICE	MARKET VALUE
LEADER BANK NA	52168UHY1	MBS	36	2.670%	\$ 246,000.00	4/22/2022	4/22/2025	95.398	\$ 234,679.08
AMERICU	03065QAD0	MBS	36	2.620%	\$ 249,000.00	4/27/2022	4/28/2025	95.231	\$ 237,125.19
DISCOVER BANK (5649)	254673C46	MBS	36	2.970%	\$ 246,000.00	5/4/2022	5/5/2025	95.776	\$ 235,608.96
GENERATIONS BANK	37149CA56	MBS	36	3.070%	\$ 247,000.00	5/6/2022	5/6/2025	95.900	\$ 236,873.00
CAPITAL ONE BANK USA NT (33954)	14042TGE1	MBS	36	3.220%	\$ 246,000.00	5/18/2022	5/19/2025	96.095	\$ 236,393.70
BRIDGEWATER BANK (58210)	108622MG3	MBS	36	2.870%	\$ 249,000.00	5/18/2022	5/19/2025	95.495	\$ 237,782.55
INSTITUTION FOR SAVINGS (90250)	45780PBL8	MBS	36	3.220%	\$ 247,000.00	5/20/2022	5/20/2025	96.063	\$ 237,275.61
CONNEXUS (66538)	20825WAT7	MBS	36	3.120%	\$ 249,000.00	5/26/2022	5/27/2025	95.854	\$ 238,676.46
CARTER FED CR UN	14622LAC6	MBS	36	3.130%	\$ 247,000.00	6/22/2022	6/23/2025	95.706	\$ 236,393.82
BMO HARRIS BANK NATL	05600XGK0	MBS	36	3.330%	\$ 245,000.00	6/24/2022	6/24/2025	96.076	\$ 235,386.20
MERTRUST FED CR UN	59001PAR0	MBS	36	3.330%	\$ 249,000.00	6/29/2022	6/30/2025	96.014	\$ 239,074.86
MACHIAS SVGS BK	554479EM3	MBS	30	4.340%	\$ 249,000.00	2/9/2023	8/8/2025	97.744	\$ 243,382.56
BANK OF WISCONSIN DELLS (15136)	065847FC4	MBS	34	4.580%	\$ 249,000.00	11/28/2022	9/29/2025	98.118	\$ 244,313.82
SPOKANE TEACHERS CR UN (68203)	849061AA4	MBS	36	5.040%	\$ 248,000.00	11/23/2022	11/24/2025	99.077	\$ 245,710.96
KEMBRA FINAANCIAL (61623)	48836LAX0	MBS	36	5.220%	\$ 248,000.00	11/23/2022	11/24/2025	99.508	\$ 246,779.84
ROGUE CR (68660)	77535MAD5	MBS	36	5.130%	\$ 248,000.00	11/25/2022	11/25/2025	99.297	\$ 246,256.56
AUSTIN TELCO FED CR UN (4584)	052392CD7	MBS	36	5.040%	\$ 248,000.00	11/28/2022	11/28/2025	99.076	\$ 245,708.48
FIRST TECHNOLOGY FED	33715L-FM-7	MBS	30	5.180%	\$ 248,000.00	6/30/2023	12/30/2025	99.394	\$ 246,497.12
LIBERTY FIRST CR UN	530520AF2	MBS	36	4.590%	\$ 249,000.00	2/3/2023	2/3/2026	97.926	\$ 243,835.74
FIRST UTD BK &TR	33742CCQ8	MBS	36	4.360%	\$ 249,000.00	3/8/2023	2/9/2026	97.347	\$ 242,394.03
SANDY SPRINGS BK	800364EX5	MBS	36	4.950%	\$ 244,000.00	3/14/2023	3/16/2026	98.824	\$ 241,130.56
DORT FINL CR UN	25844M-BE-7	MBS	36	5.090%	\$ 246,000.00	6/28/2023	6/29/2026	99.182	\$ 243,987.72
				3.78%	13,125,000.00			96.684	\$ 12,695,985.13

MONTH	YEAR TO DATE
\$ 55,743.71	\$ 281,845.44

INTEREST

INTEREST EARNED STATEMENT
AUGUST 2023

FUND	FUND NAME	2023				
		2019	2020	2021	2022	YR TO DATE
100	GENERAL FUND	587,193.96	394,512.17	213,100.70	285,889.05	513,829.06
200	ROAD & BRIDGE FUND	107,701.21	29,957.88	6,641.81	15,701.66	26,303.33
700	DEBT SERVICE	16,599.52	5,297.82	1,339.85	3,359.84	6,653.53
770	CAPITAL PROJECTS	0.00	0.00	0.00	0.00	0.00
	Sub-Total Budgeted Funds	711,494.69	429,767.87	221,082.36	304,950.55	546,785.92
119	CLERK'S ARCHIVE	4809.15	1,339.90	605.35	1342.52	1,632.60
150	TAX SALES	552.17	188.95	124.87	244.81	17.03
190	AMERICAN RESCUE PLAN	0.00	0.00	13881.20	31872.26	38,884.69
231	JUVENILE PROBATION	0.00	26.58	49.22	1252.59	19.29
240	DRUG COURTS PROGRAM	364.14	90.63	1.40	0.80	1.15
300	CDA PROCESSING FEE	113.51	56.08	14.61	15.05	155.06
310	4-H ACTIVITY CENTER	162.21	41.40	11.65	19.50	30.45
320	AIRPORT DRAFTING	351.11	2,580.64	1167.37	1203.47	0.00
321	AIRPORT	4517.73	0.00	0.00	1869.60	5,927.68
323	AIRPORT CAPITAL PROJ				1870.86	313.32
330	SPECIAL SERVICE	9179.04	2,006.11	1319.83	1502.56	3,685.62
338	GCRP 911	275.60	459.94	136.95	61.59	91.66
360	SHERIFF'S FORFEITURE	9444.59	2,569.35	1080.27	2214.08	4,604.75
361	SHERIFF'S DONATION	6.08	1.50	0.45	3.42	298.46
362	SHERIFF'S DOJ	6544.45	1,712.99	249.02	351.44	1,445.37
370	CDA CONTRABAND FORFEIT.	14327.42	4,629.56	1618.38	2966.49	5,142.31
371	CDA DOJ EQUITABLE SHARE	23.69	6.32	1.94	3.58	5.83
372	SHERIFF DOT FED FORFEIT	2241.60	1,556.92	473.78	838.22	2,295.52
380	SHERIFF COMMISSARY	5771.00	1,516.82	745.34	1940.85	4,036.59
390	JUVENILE COMMISSARY	155.19	42.12	13.26	25.34	42.34
410	HEALTH INSURANCE	2826.58	520.89	568.44	598.28	831.01
450	ELECTION ADMINISTRATOR	603.90	112.79	61.77	183.85	224.30
454	HAVA SECURITY GRANT	0.00	8.79	30.10	31.55	5.31
455	HELP AMERICA VOTE GRANT	0.00	23.10	0.38	0.00	0.00
499	TAX ASSESSOR SPECIAL	12336.30	2,132.62	1260.92	2459.76	2,629.32
500	HISTORICAL COMMISSION	465.73	115.82	34.02	54.14	17.28
771	LONG TERM RENO RETAIN	0.00	47.36	9.34	3383.55	110.50
800	HEALTH DEPT DRAFTING	344.06	134.86	715.64	2182.47	1,635.94
870	FLEXIBLE BENEFIT PLAN	1462.81	452.24	173.12	348.37	591.58
820	HOSPITAL	660159.66	218,255.08	82631.45	131543.00	168,361.00
820	CMC 125 PLAN	3574.47	919.23	313.85	672.97	999.94
830	CMC ACCOUNTS PAYABLE	21179.25	6,180.52	2,125.49	3,946.71	6,150.56
840	CMC PAYROLL	8995.36	2,510.40	663.68	909.61	2,324.41
87	CMC MEDICAL PROFESSIONAL	150498.80	28,373.70	24,229.22	40,175.63	31,602.23
820	CMC HOME HEALTH	45408.24	17,674.68	8,558.03	19,645.68	14,058.32
820	CMC WEIGHT MGMT	9384.11	2,669.80	917.83	1,833.05	1,328.19
820	CMC NURSING HOMES	31354.07	8,031.76	1,875.77	3,321.15	10,517.30
950	NAVIGATION DISTRICT	145379.51	43,977.79	9,119.29	10,981.52	3,342.61
950	NAVIG CONSTRUCTION 2012A	0.23	0.00	0.00	0.00	0.00
950	NAVIG TXLC CONSTRUCION					227.54
950	NAVIG. 2015 CONST INT&SINK	78476.12	6,262.51	1,331.82	1,260.98	1,567.91
950	NAVIG 2012A/B INT& SINKING	9613.21	3,205.40	584.43	1,475.70	1,807.31
950	NAVIG. INTEREST & SINKING	2.84	0.00	0.00	0.00	0.00
	TOTAL	1,952,398.62	790,203.02	377,781.84	579,557.55	863,748.20