



MINUTES OF COUNTY FINANCES
TREASURER'S REPORT
MONTHLY- JANUARY 2023


IN THE MATTER OF COUNTY FINANCES
IN THE HANDS OF PAIGE FOSTER
TREASURER OF VICTORIA COUNTY, TEXAS


COMMISSIONERS' COURT
VICTORIA COUNTY, TEXAS
IN SPECIAL SESSION
REGULAR TERM
FEBRUARY 2023


IN ACCORDANCE with Section 114.026, Local Government Code, we, the undersigned, constituting the entire Commissioners Court of said County, certify that on the 27th day of February 2023, at the Special Session of a Regular Term of Court. We compared and examined the monthly report of Paige Foster, Treasurer of Victoria County, Texas, for January 2023, and finding the same correct, entered an order in the Minutes approving said Report, which states total cash and investments on hand as \$114,018,739.73


Ben Zeller, County Judge

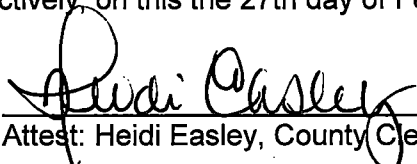

Danny Garcia, Commissioner Pct. 1


Gary Burns, Commissioner Pct. 3


Jason Oht, Commissioner Pct. 2



Kenneth Sexton, Commissioner Pct. 4


SWORN TO AND SUBSCRIBED BEFORE ME, by Ben Zeller, County Judge, and County Commissioners of said Victoria County, each respectively, on this the 27th day of February, A.D., 2023.


Attest: Heidi Easley, County Clerk

FILED FOR RECORD THIS 27 DAY OF FEBRUARY A.D. 2023, and recorded on the 27 day of February, A.D. 2023.




Heidi Easley, County Clerk and
Ex-Officio Clerk of the Commissioners
Court in and for Victoria County, Texas.

By: 
Deputy
Sarita DeLaGarza



MONTHLY REPORT OF

PAIGE FOSTER, COUNTY TREASURER

VICTORIA COUNTY, TEXAS

FOR THE MONTH OF JANUARY 2023

This report, presented for the approval of the Commissioners' Court, in accordance with Vernon's Texas Codes Annotated, Local Government Code, and Section 83.002 (a) (3), and Title 10, Chapter 2256, Government Code (Public Funds Investment Act), is true and correct to the best of my knowledge and belief, according to the records of this office.

A handwritten signature in cursive script, reading "Paige Foster", is written over a horizontal line.

PAIGE FOSTER
COUNTY TREASURER

VICTORIA COUNTY
INVESTMENTS ON HAND
JANUARY 31, 2023

FUND	INV. NO.	PURCH DATE	PAR AMOUNT	DESCRIPTION	MAT DATE	CALL DATE	NET YIELD	PURCH PRICE	INDIV FND AMOUNT	TOTAL INVESTMENT	MARKET PRICE	MARKET VALUE
<u>VICTORIA COUNTY</u>												
				L.O.G.I.C. POOL			4.554%			2,327,171.04		2,327,171.04
				CERTIFICATE OF DEPOSIT			2.584%			12,625,000.00		12,185,461.77
				CASH ON HAND-COUNTY FUNDS			0.400%			38,633,510.94		38,633,510.94
				<u>TOTAL COUNTY FUNDS</u>						<u>53,585,681.98</u>		<u>53,146,143.75</u>
<u>CITIZENS MEDICAL CENTER</u>												
				L.O.G.I.C. POOL			0.000%			0.00		0.00
				CERTIFICATE OF DEPOSIT			0.000%			0.00		0.00
BANK BALANCE				CMC NURSING HOMES			0.400%			521,467.62		521,467.62
				CASH ON HAND-CITIZENS MEDICAL CENTER			0.400%			58,184,816.73		58,184,816.73
				<u>TOTAL HOSPITAL FUNDS</u>						<u>58,706,284.35</u>		<u>58,706,284.35</u>
<u>NAVIGATION DISTRICT</u>												
				CASH ON HAND 2015 CONSTRUCTION			0.000%			0.00		0.00
				CASH ON HAND 2015 INTEREST & SINKING			0.400%			517,516.50		517,516.50
				PROMOTION AND DEVELOPMENT FUND			0.400%			250,911.06		250,911.06
				CASH ON HAND-2012A/B INTEREST/SINKING			0.400%			602,267.19		602,267.19
BANK BALANCE				CASH ON HAND-NAVIGATION DISTRICT			0.400%			356,078.65		356,078.65
				<u>TOTAL NAVIGATION DIST FUNDS</u>						<u>1,726,773.40</u>		<u>1,726,773.40</u>
<u>SUMMARY TOTAL PORTFOLIO</u>												
				TOTAL COUNTY FUNDS						53,585,681.98	46.9973%	53,146,143.75
				TOTAL HOSPITAL FUNDS						58,706,284.35	51.4883%	58,706,284.35
BANK BALANCE				TOTAL NAVIGATION DISTRICT FUNDS						1,726,773.40	1.5145%	1,726,773.40
				<u>TOTAL FUNDS</u>						<u>114,018,739.73</u>	100.00%	<u>113,579,201.50</u>
				CASH ON HAND - ALL FUNDS						99,066,568.69	86.89%	99,066,568.69
				PLEGDED SECURITIES - ALL FUNDS						173,246,323.79		157,189,628.57
				CERTIFICATES OF DEPOSIT						12,625,000.00	11.07%	12,185,461.77
				MONEY MKT MUTUAL FUNDS						0.00	0.00%	0.00
				L.O.G.I.C. POOL						2,327,171.04	2.04%	2,327,171.04
				GOVERNMENT SECURITIES						0.00	0.00%	0.00
				<u>TOTAL INVESTMENTS</u>						<u>14,952,171.04</u>	13.11%	<u>14,512,632.81</u>
				<u>TOTAL PORTFOLIO INCLUDING CASH</u>						<u>114,018,739.73</u>	100.00%	<u>113,579,201.50</u>

ISSUER	CUSIP	BROKER	PERIOD ENDING 1/31/2023					MKT PRICE	MARKET VALUE
			TERM	% EARN	BOOK VALUE	SETTLE	MATURE		
ALMA BANK ASTORIA NY	020080BR7	MBS	36	1.60%	\$ 245,000.00	1/30/2020	2/7/2023	99.950	\$ 244,877.50
LIVE OAK BANKING CO	538036JZ8	MBS	36	1.55%	\$ 245,000.00	3/26/2020	3/6/2023	99.737	\$ 244,355.65
AXOS BANK	05465DAG3	MBS	36	1.60%	\$ 245,000.00	5/14/2021	3/27/2023	99.571	\$ 243,948.95
FIRST BANK RICHMOND (28533)	319267JS0	MBS	18	2.290%	\$ 246,000.00	5/20/2022	11/20/2023	98.082	\$ 241,281.72
OCEANFIRST BANK NA	67523TAL7	MBS	24	2.060%	\$ 247,000.00	3/30/2022	4/1/2024	96.924	\$ 239,402.28
SAFRA NATIONAL BANK	78658RHU8	MBS	24	2.210%	\$ 247,000.00	4/6/2022	4/8/2024	97.048	\$ 239,708.56
ALLY BANK	02007GPJ6	MBS	24	2.060%	\$ 247,000.00	4/7/2022	4/8/2024	96.876	\$ 239,283.72
FALL RIVER FIVE CENTS SAVINGS BANK	306275BE7	MBS	24	2.260%	\$ 247,000.00	4/18/2022	4/8/2024	97.039	\$ 239,686.33
PRIMEWAY FCU (2131)	741600AP5	MBS	24	2.520%	\$ 249,000.00	5/6/2022	5/6/2024	97.199	\$ 242,025.51
UBS BANK (57565)	90348J3B4	MBS	24	2.910%	\$ 249,000.00	5/11/2022	5/13/2024	97.657	\$ 243,165.93
AMERICAN NATL BANK (26499)	02769QDV8	MBS	24	2.270%	\$ 249,000.00	5/13/2022	5/13/2024	96.848	\$ 241,151.52
JOHN MARSHALL BANK (58243)	47804GHR7	MBS	24	2.570%	\$ 249,000.00	5/13/2022	5/13/2024	97.221	\$ 242,080.29
GREENSTATE CREDIT UNION	39573LBF4	MBS	36	0.470%	\$ 249,000.00	6/3/2021	5/14/2024	94.657	\$ 235,695.93
NEW YORK COMMUNITY BANK	649447UP2	MBS	36	0.370%	\$ 249,000.00	6/3/2021	6/3/2024	94.373	\$ 234,988.77
MORGAN STANLEY BANK NA	61773TDL4	MBS	30	2.440%	\$ 245,000.00	4/20/2022	10/18/2024	96.150	\$ 235,567.50
METRO (66364)	59161YAQ9	MBS	30	2.940%	\$ 249,000.00	5/20/2022	11/20/2024	96.810	\$ 241,056.90
CITY NATIONAL BANK (17281)	178180GR0	MBS	24	4.830%	\$ 244,000.00	11/23/2022	11/25/2024	100.260	\$ 244,634.40
ISRAEL DISCOUNT BANK (19977)	465076UD7	MBS	24	4.830%	\$ 244,000.00	11/25/2022	11/25/2024	100.260	\$ 244,634.40
BANKUNITED NA	066519RV3	MBS	36	1.010%	\$ 249,000.00	12/8/2021	12/9/2024	93.396	\$ 232,556.04
CAPITAL ONE NA	14042RQL8	MBS	36	0.850%	\$ 249,000.00	12/8/2021	12/9/2024	93.148	\$ 231,938.52
AMERICAN FRIST CU	02616AAP4	MBS	36	1.070%	\$ 249,000.00	12/30/2021	12/30/2024	93.251	\$ 232,194.99
FIRST NATIONAL BANK OF AMERICA	32110YVB8	MBS	36	0.960%	\$ 249,000.00	12/30/2021	12/30/2024	93.068	\$ 231,739.32
TEXAS EXCHANGE BANK	88241TNG1	MBS	36	1.440%	\$ 249,000.00	2/4/2022	2/4/2025	93.617	\$ 233,106.33
BEAL BANK	07371AWRO	MBS	36	1.330%	\$ 249,000.00	2/9/2022	2/5/2025	93.441	\$ 232,668.09
AMERANT BANK NA	02357QAR8	MBS	36	1.750%	\$ 249,000.00	2/28/2022	2/28/2025	93.996	\$ 234,050.04
AMERICAN EXPRESS NATL BANK	02589ABM3	MBS	36	1.900%	\$ 247,000.00	3/3/2022	3/3/2025	94.337	\$ 233,012.39
BARCLAYS BANK	06740KPE1	MBS	36	1.800%	\$ 247,000.00	3/16/2022	3/17/2025	94.039	\$ 232,276.33
GOLDMAN SACHS BANK USA 6 MONTH CALLABLE	38179M3A9	MBS	36	2.010%	\$ 249,000.00	3/16/2022	3/17/2025	94.378	\$ 235,001.22
LAFAYETTE FEDERAL CU	50625LAY9	MBS	36	2.310%	\$ 249,000.00	3/30/2022	3/31/2025	94.904	\$ 236,310.96
SYNCHRONY BANK	87165FJ47	MBS	36	2.260%	\$ 247,000.00	3/31/2022	3/31/2025	94.852	\$ 234,284.44
POPULAR BANK	73317AAV4	MBS	36	2.210%	\$ 247,000.00	4/6/2022	4/7/2025	94.684	\$ 233,869.48

CD INVESTMENTS GENERAL FUND

PERIOD ENDING 1/31/2023

ISSUER	CUSIP	BROKER	TERM	% EARN	BOOK VALUE	SETTLE	MATURE	MKT PRICE	MARKET VALUE
BMW BANK OF NA	05580AL85	MBS	36	2.610%	\$ 247,000.00	4/8/2022	4/8/2025	95.522	\$ 235,939.34
JPMORGAN CHASE BANK NA	48128WPG4	MBS	36	2.610%	\$ 247,000.00	4/8/2022	4/8/2025	95.525	\$ 235,946.75
LEADER BANK NA	52168UHY1	MBS	36	2.660%	\$ 246,000.00	4/22/2022	4/22/2025	95.553	\$ 235,060.38
AMERICU	03065QAD0	MBS	36	2.620%	\$ 249,000.00	4/27/2022	4/28/2025	95.374	\$ 237,481.26
DISCOVER BANK (5649)	254673C46	MBS	36	2.960%	\$ 246,000.00	5/4/2022	5/5/2025	96.124	\$ 236,465.04
CAPITAL ONE BANK USA NT (33954)	14042TGE1	MBS	36	3.200%	\$ 246,000.00	5/18/2022	5/19/2025	96.602	\$ 237,640.92
CONNEXUS (66538)	20825WAT7	MBS	36	3.110%	\$ 249,000.00	5/26/2022	5/27/2025	96.322	\$ 239,841.78
CARTER FED CR UN	14622LAC6	MBS	36	3.110%	\$ 247,000.00	6/22/2022	6/23/2025	96.219	\$ 237,660.93
BMO HARRIS BANK NATL	05600XGK0	MBS	36	3.300%	\$ 245,000.00	6/24/2022	6/24/2025	96.696	\$ 236,905.20
MERTRUST FED CR UN	59001PAR0	MBS	36	3.310%	\$ 249,000.00	6/29/2022	6/30/2025	96.648	\$ 240,653.52
TRUSTONE FINL CR UN PLYMOUTH	89841MAC1	MBS	36	3.170%	\$ 249,000.00	6/29/2022	7/1/2025	97.777	\$ 243,464.73
SPOKANE TEACHERS CR UN (68203)	849061AA4	MBS	36	4.950%	\$ 248,000.00	11/23/2022	11/24/2025	100.906	\$ 250,246.88
AUSTIN TELCO FED CR UN (4584)	052392CD7	MBS	36	4.950%	\$ 248,000.00	11/28/2022	11/28/2025	100.910	\$ 250,256.80
BANKERS BANK (23537)	06610RBQ1	MBS	30	2.590%	\$ 247,000.00	5/6/2022	CALLABLE	96.279	\$ 237,809.13
GENERATIONS BANK	37149CAS6	MBS	36	3.060%	\$ 247,000.00	5/6/2022	CALLABLE	96.303	\$ 237,868.41
BRIDGEWATER BANK (58210)	108622MG3	MBS	36	2.870%	\$ 249,000.00	5/18/2022	CALLABLE	95.813	\$ 238,574.37
INSTUTION FOR SAVINGS (90250)	45780PBL8	MBS	36	3.210%	\$ 247,000.00	5/20/2022	CALLABLE	96.573	\$ 238,535.31
KEMBRA FINAANCIAL (61623)	48836LAX0	MBS	36	5.190%	\$ 248,000.00	11/23/2022	CALLABLE	100.180	\$ 248,446.40
ROGUE CR (68660)	77535MAD5	MBS	36	5.090%	\$ 248,000.00	11/25/2022	CALLABLE	100.046	\$ 248,114.08
BANK OF WISCONSIN DELLS (15136)	065847FC4	MBS	34	4.510%	\$ 249,000.00	11/28/2022	CALLABLE	99.597	\$ 247,996.53
				2.58%	12,625,000.00			96.524	\$ 12,185,461.77

CASH & INVESTMENTS BY FUND

AS OF: JANUARY 31ST, 2023

FUND ACCT. NO.	ACCOUNT NAME	CASH	INVESTMENTS
POOLED CASH - APCA			
=====			
001 101-2000	POOLED CASH	35,669,457.06	
001 101-2005	POOLED CASH-PAYROLL	0.00	
TOTAL 001-POOLED CASH - APCA		35,669,457.06	0.00
GENERAL FUND			
=====			
100 101-2000	CLAIM ON CASH-GENERAL FUND	14,829,639.65	
100 101-3000	VC CREDIT CARD CLEARING ACCT	118,188.99	
100 151-1003	CERTIFICATE OF DEPOSIT		13,115,000.00
100 151-1005	LOCAL GOVT. INVEST. COOP.		2,327,171.04
TOTAL 100-GENERAL FUND		14,947,828.64	15,442,171.04
EMERGENCY MGMT			
=====			
108 101-2000	CLAIM ON CASH-EMER MGMT	(152,495.39)	
TOTAL 108-EMERGENCY MGMT		(152,495.39)	0.00
LEPC FUND			
=====			
109 101-2000	CLAIM ON CASH-LEPC	15,268.56	
TOTAL 109-LEPC FUND		15,268.56	0.00
J. P. SPECIAL FUND			
=====			
110 101-2000	CLAIM ON CASH-J.P. SPECIAL FD	667.15	
TOTAL 110-J.P. SPECIAL FUND		667.15	0.00
COURT-INITIATED GUARDIANS			
=====			
117 101-2000	CLAIM ON CASH-COURT INITIATED	6,586.65	
TOTAL 117-COURT-INITIATED GUARDIANS		6,586.65	0.00

CASH & INVESTMENTS BY FUND

AS OF: JANUARY 31ST, 2023 JANUARY 31ST, 2023

FUND	ACCT. NO.	ACCOUNT NAME	CASH	INVESTMENTS
COUNTY JURY FUND				
=====				
118	101-2000	CLAIM ON CASH-COUNTY JURY FUND	8,091.12	
TOTAL 118-COUNTY JURY FUND			8,091.12	0.00
CO CLERK ARCHIVE FEE FD				
=====				
119	101-2000	CLAIM ON CASH-CO CLK ARCHIVE	457,394.99	
TOTAL 119-CO CLERK ARCHIVE FEE FD			457,394.99	0.00
RECORDS MANAGEMENT FUND				
=====				
120	101-2000	CLAIM ON CASH-RECORD MGMT	225,285.18	
TOTAL 120-RECORDS MANAGEMENT FUND			225,285.18	0.00
COURTHOUSE SECURITY FUND				
=====				
121	101-2000	CLAIM ON CASH-CRTHSE SECURITY	146,750.48	
TOTAL 121-COURTHOUSE SECURITY FUND			146,750.48	0.00
JUSTICE CT BLDG SECURITY				
=====				
122	101-2000	CLAIM ON CASH-JP CRT BLD SECUR	28,083.26	
TOTAL 122-JUSTICE CT BLDG SECURITY			28,083.26	0.00
DIST. CLERK RECORDS MGMT				
=====				
123	101-2000	CLAIM ON CASH-DIST CLK REC MGT	31,858.09	
TOTAL 123-DIST. CLERK RECORD MGMT			31,858.09	0.00
CO CLERK OF THE COURT				
=====				
124	101-2000	CLAIM ON CASH-CO CLRK OF COUR	64,550.17	
TOTAL 124-CO CLERK OF THE COURT			64,550.17	0.00

CASH & INVESTMENTS BY FUND

AS OF: JANUARY 31ST, 2023 JANUARY 31ST, 2023

FUND ACCT. NO.	ACCOUNT NAME	CASH	INVESTMENTS
DIST CLERK OF THE COURT			
=====			
125	101-2000 CLAIM ON CASH-DIST CLRK OF CRT	52,723.75	
TOTAL 125-DIST CLERK OF THE COURT		52,723.75	0.00

COURT REPORTER SERVICE			
=====			
126	101-2000 CLAIM ON CASH-CRT REPORTER SRV	36,415.63	
TOTAL 126-COURT REPORTER SERVICE		36,415.63	0.00

COURT FACILITY FEE FUND			
=====			
127	101-2000 CLAIM ON CASH-CRT FACILITY FEE	28,720.32	
TOTAL 127-COURT FACILITY FEE FUND		28,720.32	0.00

CDBG-DR LOCAL BUYOUT			
=====			
128	101-2000 CLAIM ON CASH-CDBG-DR LOCAL BU	(8,945.69)	
TOTAL 128-CDBG-DR LOCAL BUYOUT		(8,945.69)	0.00

LANGUAGE ACCESS FUND			
=====			
129	101-2000 CLAIM ON CASH-LANGUAGE ACCESS	10,914.00	
TOTAL 129-LANGUAGE ACCESS FUND		10,914.00	0.00

PATRIOT PARK DONATION FD			
=====			
140	101-2000 CLAIM ON CASH-PATRIOT PRK DON	3,001.56	
TOTAL 140-PATRIOT PARK DONATION FD		3,001.56	0.00

SHERIFF'S SPECIAL FUND			
=====			
150	101-2000 CLAIM ON CASH-SHERIFFS SPECIAL	15,762.60	
150	101-3000 PROPERTY TAX SALE ACCOUNT	5.46	
TOTAL 150-SHERIFF'S SPECIAL FUND		15,768.06	0.00

CASH & INVESTMENTS BY FUND

AS OF: JANUARY 31ST, 2023 JANUARY 31ST, 2023

FUND ACCT. NO.	ACCOUNT NAME	CASH	INVESTMENTS
CONSTABLE'S SPECIAL FUND			
=====			
155 101-2000	CLAIM ON CASH-CONSTABLES SPEC	0.00	
TOTAL 155-CONSTABLE'S SPECIAL FUND		0.00	0.00
CLERK'S SPECIAL FUND			
=====			
160 101-2000	CLAIM ON CASH-CLERKS SPECIAL	380.00	
TOTAL 160-CLERK'S SPECIAL FUND		380.00	0.00
AMERICAN RESCUE PLAN			
=====			
190 101-2000	CLAIM ON CASH-AMERICAN RESCUE	11,064,336.45	
TOTAL 190-AMERICAN RESCUE PLAN		11,064,336.45	0.00
DR-4586 2021 WINTER WEATH			
=====			
191 101-2000	CLAIM ON CASH-DR-4586 2021 WIN	0.00	
TOTAL 191-DR-4586 2021 WINTER WEATH		0.00	0.00
COVID19			
=====			
192 101-2000	CLAIM ON CASH-COVID19	540,380.68	
TOTAL 192-COVID19		540,380.68	0.00
GULF/MEXICO ENERGY SEC			
=====			
195 101-2000	CLAIM ON CASH-GULF MEXICO ENGY	360,016.42	
TOTAL 195-GULF/MEXICO ENERGY SEC.		360,016.42	0.00
HMGP DR-4332-0149 SO&JAIL			
=====			
196 101-2000	CLAIM ON CASH-HMGP DR-4332-014	0.00	
TOTAL 196-HMGP DR-4332-0149 SO&JAIL		0.00	0.00

CASH & INVESTMENTS BY FUND

AS OF: JANUARY 31ST, 2023 JANUARY 31ST, 2023

FUND ACCT. NO.	ACCOUNT NAME	CASH	INVESTMENTS
FEMA HAZARD MIT FUND			
=====			
197	101-2000 CLAIM ON CASH-FEMA HAZARD MIT	(143,573.75)	
TOTAL 197- FEMA HAZARD MIT. FD		(143,573.75)	0.00
=====			
HURRICANE HARVEY DR#4332			
=====			
198	101-2000 CLAIM ON CASH-HURRICANE HARVEY	(44,960.00)	
198	101-3000 CLAIM ON CASH/GRANT FUND	0.00	
TOTAL 198-HURRICANE HARVEY DR#4332		(44,960.00)	0.00
=====			
TXDOT MCCOY RD RECONST			
=====			
199	101-2000 CLAIM ON CASH-TXDOT MCCOY RD	97,959.38	
TOTAL 199-TXDOT MCCOY RD RECONST		97,959.38	0.00
=====			
ROAD AND BRIDGE FUND/PCT			
=====			
201	101-2000 CLAIM ON CASH-R&B PCT #1	1,016,410.52	
TOTAL 201-ROAD & BRIDGE FUND PCT 1		1,016,410.52	0.00
=====			
ROAD AND BRIDGE FUND/PCT			
=====			
202	101-2000 CLAIM ON CASH-R&B PCT #2	1,613,058.52	
TOTAL 202-ROAD & BRIDGE FUND PCT 2		1,613,058.52	0.00
=====			
ROAD AND BRIDGE FUND/PCT			
=====			
203	101-2000 CLAIM ON CASH-R&B PCT #3	1,361,218.29	
TOTAL 203-ROAD & BRIDGE FUND PCT 3		1,361,218.29	0.00
=====			
ROAD AND BRIDGE FUND/PCT			
=====			
204	101-2000 CLAIM ON CASH-R&B PCT #4	898,138.73	
TOTAL 204-ROAD & BRIDGE FUND PCT 4		898,138.73	0.00
=====			

CASH & INVESTMENTS BY FUND

AS OF: JANUARY 31ST, 2023 JANUARY 31ST, 2023

FUND ACCT. NO.	ACCOUNT NAME	CASH	INVESTMENTS
CTIF GRANT FUND			
=====			
210 101-2000	CLAIM ON CASH-CTIF	0.00	
TOTAL 210-CTIF GRANT FUND		0.00	0.00
CAPITAL CREDITS FUND			
=====			
215 101-2000	CLAIM ON CASH-CAPITAL CREDITS	90,110.82	
TOTAL 215-CAPITAL CREDITS FUND		90,110.82	0.00
JUVENILE RESTITUTION			
=====			
221 101-2000	CLAIM ON CASH-JUVEN.RESTITUT.	219.04	
TOTAL 221-JUVENILE RESTITUTION		219.04	0.00
JUVENILE PROBATION FUND			
=====			
231 101-2000	CLAIM ON CASH-JUVEN PROBAT.	73,415.32	
TOTAL 231-JUVENILE PROBATION FD		73,415.32	0.00
DRUG COURTS PROGRAMS			
=====			
240 101-2000	CLAIM ON CASH-DRUG CRT PROG	105.37	
TOTAL 240-DRUG COURTS PROGRAM		105.37	0.00
24TH JUDICIAL DIST PROB			
=====			
241 101-2000	CLAIM ON CASH-24 JUD DIST PROB	(108.23)	
TOTAL 241-24TH JUDICIAL DIST. PROB		(108.23)	0.00
COUNTY SPECIALTY COURT			
=====			
245 101-2000	CLAIM ON CASH-CNTY SPECIALTY	7,473.36	
TOTAL 245-COUNTY SPECIALTY COURT		7,473.36	0.00

CASH & INVESTMENTS BY FUND

AS OF: JANUARY 31ST, 2023 JANUARY 31ST, 2023

FUND ACCT. NO.	ACCOUNT NAME	CASH	INVESTMENTS
LOCAL TRUANCY PREVENTION			
=====			
280	101-2000 CLAIM ON CASH-LOCAL TRUANCY	30,925.21	
		-----	-----
	TOTAL 280-LOCAL TRUANCY PREVENTIONS	30,925.21	0.00
		-----	-----
JUSTICE TECHNOLOGY FUND			
=====			
281	101-2000 CLAIM ON CASH-JUSTICE TECH.	11,919.50	
		-----	-----
	TOTAL 281-JUSTICE TECHNOLOGY FD.	11,919.50	0.00
		-----	-----
FAMILY PROTECTION FEE FD			
=====			
282	101-2000 CLAIM ON CASH-FAM PROTECT FEE	167.57	
		-----	-----
	TOTAL 282-FAMILY PROTECTION FEE FD	167.57	0.00
		-----	-----
CO/DIST TECHNOLOGY FD			
=====			
283	101-2000 CLAIM ON CASH-CO/DIST TECHNOL	20,567.83	
		-----	-----
	TOTAL 283-CO/DIST TECHNOLOGY FD	20,567.83	0.00
		-----	-----
CHILD ABUSE PREVENTION			
=====			
286	101-2000 CLAIM ON CASH-CHILD ABUSE PRV	175.83	
		-----	-----
	TOTAL 286-CHILD ABUSE PREVENTION	175.83	0.00
		-----	-----
CDA PROCESSING FEE FUND			
=====			
300	101-2000 CLAIM ON CASH-CDA PROCESS FEE	6,243.04	
		-----	-----
	TOTAL 300-CDA PROCESSING FEE FUND	6,243.04	0.00
		-----	-----
BOND FORFEITURE COMM			
=====			
301	101-2000 CLAIM ON CASH-BOND FORFEITURE	36,500.05	
		-----	-----
	TOTAL 301-BOND FORFEITURE COMM	36,500.05	0.00
		-----	-----

CASH & INVESTMENTS BY FUND

AS OF: JANUARY 31ST, 2023 JANUARY 31ST, 2023

FUND ACCT. NO.	ACCOUNT NAME	CASH	INVESTMENTS
CDA STATE JUDICIARY FUND			
=====			
302 101-2000	CLAIM ON CASH-CDA STATE JUD.	8,014.08	
TOTAL 302-CDA STATE JUDICIARY FUND		8,014.08	0.00
PRETRIAL INTERVENTION			
=====			
303 101-2000	CLAIM ON CASH-PRETRIAL INTERV	69,728.69	
TOTAL 303-PRETRIAL INTERVENTION		69,728.69	0.00
VICTORIA CNTY CARE COURT			
=====			
304 101-2000	CLAIM ON CASH-CARE COURT	2,276.91	
TOTAL 304-VICTORIA CNTY CARE COURT		2,276.91	0.00
CDA VICTIMS ASSISTANCE GR			
=====			
305 101-2000	CLAIM ON CASH-CDA VICTIMS ASST	(29,041.22)	
TOTAL 305-CDA VICTIMS ASSIST GRANT		(29,041.22)	0.00
VICTIM COORD/LIASON GNT			
=====			
306 101-2000	CLAIM ON CASH-SO VICT COORD	(20,138.12)	
TOTAL 306-VICTIM COORD/LIASON GNT		(20,138.12)	0.00
SCAAP PROGRAM			
=====			
307 101-2000	CLAIM ON CASH-SCAAP PROGRAM	1,113.10	
TOTAL 307-SCAAP PROGRAM		1,113.10	0.00
TEXAS VINE GRANT			
=====			
308 101-2000	CLAIM ON CASH-TX VINE GRANT	0.00	
TOTAL 308-TEXAS VINE GRANT		0.00	0.00

CASH & INVESTMENTS BY FUND

AS OF: JANUARY 31ST, 2023 JANUARY 31ST, 2023

FUND ACCT. NO.	ACCOUNT NAME	CASH	INVESTMENTS
4/H ACTIVITY CENTER			
=====			
310 101-2000	CLAIM ON CASH-4/H ACTIVITY CNT	5,844.42	
		-----	-----
TOTAL 310-4/H ACTIVITY CENTER		5,844.42	0.00
		-----	-----
AIRPORT FUND			
=====			
321 101-2000	CLAIM ON CASH-AIRPORT FUND	235,876.25	
321 101-3000	CASH IN BANK/AIRPORT DRAFTING	676,384.32	
321 151-1000	TREASURY BILLS		0.00
321 151-1001	TEXPOOL INVESTMENTS		0.00
321 151-1005	LOCAL GOVT. INVEST COOP		0.00
		-----	-----
TOTAL 321-AIRPORT FUND		912,260.57	0.00
		-----	-----
AIRPORT GRANT FUND			
=====			
322 101-2000	CLAIM ON CASH-AIRPORT GRANT	(4,030.04)	
		-----	-----
TOTAL 322-AIRPORT GRANT FUND		(4,030.04)	0.00
		-----	-----
AIRPORT CAPITAL PROJECTS			
=====			
323 101-2000	CLAIM ON CASH-AIRP CAPITAL PRO	161,204.39	
		-----	-----
TOTAL 323-AIRPORT CAPITAL PROJECTS		161,204.39	0.00
		-----	-----
SPECIAL SERVICE FUND			
=====			
330 101-2000	CLAIM ON CASH-SPECIAL SERVICE	800,765.20	
		-----	-----
TOTAL 330-SPECIAL SERVICE FUND		800,765.20	0.00
		-----	-----
JAG-REG TASK FORCE APPREH			
=====			
331 101-2000	CLAIM ON CASH-JAG REG TASK FOR	0.00	
		-----	-----
TOTAL 331-JAG-REG TASK FORCE APPREH		0.00	0.00
		-----	-----

CASH & INVESTMENTS BY FUND

AS OF: JANUARY 31ST, 2023 JANUARY 31ST, 2023

UND ACCT. NO.	ACCOUNT NAME	CASH	INVESTMENTS
OOG FY 2020 CESH			
=====			
32	101-2000 CLAIM ON CASH-OOG FY2020 CESH	0.00	
TOTAL 332-OOG FY 2020 CESH		0.00	0.00
JA FY 2020 CESH			
=====			
33	101-2000 CLAIM ON CASH-BJA FY 2020 CESH	0.00	
TOTAL 333-BJA FY 2020 CESH		0.00	0.00
SWB RURAL LAW ENFORCEMENT			
=====			
334	101-2000 CLAIM ON CASH-SWB RURAL LAW EN	0.00	
TOTAL 334-SWB RURAL LAW ENFORCEMENT		0.00	0.00
OPERATION LONE STAR GRANT			
=====			
335	101-2000 CLAIM ON CASH-OPERATION LONE S	(581,801.31)	
TOTAL 335-OPERATION LONE STAR GRANT		(581,801.31)	0.00
STONEGARDEN GRANT			
=====			
336	101-2000 CLAIM ON CASH-STONEGARDEN GNT	(18,771.25)	
TOTAL 336-STONEGARDEN 2010SST0-0008		(18,771.25)	0.00
JAG-LESS LETHAL FORCE			
=====			
337	101-2000 CLAIM ON CASH-JAG LESS LETHAL	0.00	
TOTAL 337-JAG-LESS LETHAL FORCE		0.00	0.00
CLICK IT OR TICKET			
=====			
338	101-2000 CLAIM ON CASH-GCRPC 9-1-1	17,406.75	
TOTAL 338-GCRPC - 9-1-1 ALLOCATION		17,406.75	0.00

CASH & INVESTMENTS BY FUND

AS OF: JANUARY 31ST, 2023 JANUARY 31ST, 2023

FUND	ACCT. NO.	ACCOUNT NAME	CASH	INVESTMENTS
BYRNE JAG PROGRAM				
=====				
339	101-2000	CLAIM ON CASH-BYRNE JAG PROG	0.00	
TOTAL 339-BYRNE JAG PROGRAM			0.00	0.00
HIGH INTENSITY DRUG TRAF				
=====				
340	101-2000	CLAIM ON CASH-HIGH INTENSITY	(17,316.50)	
TOTAL 340-HIGH INTENSITY DRUG TRAFF			(17,316.50)	0.00
GCRPC SOLID WASTE GRANT				
=====				
341	101-2000	CLAIM ON CASH-GCRPC SOLID WAST	0.00	
TOTAL 341-GCRPC SOLID WASTE GRNT			0.00	0.00
BODY WORN CAMERA PROG				
=====				
342	101-2000	CLAIM ON CASH-BODY WORN CAMERA	(84,604.03)	
TOTAL 342-BODY WORN CAMERA PROG			(84,604.03)	0.00
RIFLE REST BODY ARM GNT				
=====				
343	101-2000	CLAIM ON CASH-RIFLE RESIT BODY	0.00	
TOTAL 343-RIFLE RESIT BODY ARMOR GN			0.00	0.00
FIREFIGHTERS GRANT				
=====				
344	101-2000	CLAIM ON CASH-FIREFIGHTERS GNT	0.00	
TOTAL 344-FIREFIGHTERS GRANT			0.00	0.00
FERAL HOG GRANT				
=====				
345	101-2000	CLAIM ON CASH-FERAL HOG GRANT	(8,054.76)	
TOTAL 345-FERAL HOG GRANT			(8,054.76)	0.00

CASH & INVESTMENTS BY FUND

AS OF: JANUARY 31ST, 2023 JANUARY 31ST, 2023

FUND ACCT. NO.	ACCOUNT NAME	CASH	INVESTMENTS
TXCDBG WCID1 BLOOMINGTON			
=====			
346 101-2000	CLAIM ON CASH-WCID1 BLOOMING	0.00	
TOTAL 346-TXCDBG GNT-WCID1 BLOOM.		0.00	0.00
TXCDBG WCID2 PLACEDO			
=====			
347 101-2000	CLAIM ON CASH-WCID2 PLACEDO	(29,056.39)	
TOTAL 347-TXCDBG GNT- WCID2 PLACEDO		(29,056.39)	0.00
CDBG HURRICANE HARVEY DR			
=====			
348 101-2000	CLAIM ON CASH-CDBG HUR HARVEY	(363,121.13)	
TOTAL 348-CDBG HURRICANE HARVEY DR		(363,121.13)	0.00
STATE FEE ACCOUNT			
=====			
350 101-2000	CLAIM ON CASH-STATE FEE FD	61,801.26	
TOTAL 350-STATE FEE ACCOUNT		61,801.26	0.00
PESC MENTAL HEALTH DEPUTY			
=====			
355 101-2000	CLAIM ON CASH-PESC MENTAL HLTH	(966.61)	
TOTAL 355-PESC MENTAL HEALTH DEPUTY		(966.61)	0.00
MENTAL HLTH PEACE OFF FD			
=====			
356 101-2000	CLAIM ON CASH-MENTAL SO/GB	(62,924.70)	
TOTAL 356-MENTAL HEALTH PEACE OFF		(62,924.70)	0.00
BISD SCHOOL RESOURCE OFF			
=====			
358 101-2000	CLAIM ON CASH-BISD SCHL RESOUR	(6,068.98)	
TOTAL 358-BISD SCHOOL RESOURCE OFF		(6,068.98)	0.00

CASH & INVESTMENTS BY FUND

AS OF: JANUARY 31ST, 2023 JANUARY 31ST, 2023

FUND ACCT. NO.	ACCOUNT NAME	CASH	INVESTMENTS
BULLET RESISTANT SHIELD			
=====			
359 101-2000	CLAIM ON CASH-BULLET RESIS SHI	0.00	
		-----	-----
	TOTAL 359-BULLET RESISTANT SHIELD	0.00	0.00
		-----	-----
SHERIFF'S FORFEITURE FD			
=====			
360 101-2000	CLAIM ON CASH-SHERIFF FORFEIT	813,965.15	
360 151-1001	TEXPOOL INVESTMENTS		0.00
360 151-1005	LOCAL GOVT. INVEST. COOP.		0.00
		-----	-----
	TOTAL 360-SHERIFF'S FORFEITURE FUND	813,965.15	0.00
		-----	-----
SHERIFF'S DONATION FUND			
=====			
361 101-2000	CLAIM ON CASH-SHERIFF DONATION	0.00	
		-----	-----
	TOTAL 361-SHERIFF'S DONATION FUND	0.00	0.00
		-----	-----
SHER DOJ FEDERAL FORFEIT			
=====			
362 101-2000	CLAIM ON CASH-SO DOJ FED FORFE	362,591.29	
		-----	-----
	TOTAL 362-SHERIFF DOJ FED. FORFEIT.	362,591.29	0.00
		-----	-----
CDA CONTRABAND FORFEITURE			
=====			
370 101-2000	CLAIM ON CASH-CDA CONTRA FORF	928,999.17	
370 151-1005	LOCAL GOVT. INVEST. COOP.		0.00
		-----	-----
	TOTAL 370-CDA CONTRABAND FORFEITURE	928,999.17	0.00
		-----	-----
CDA DOJ EQUITABLE SHARE			
=====			
371 101-2000	CLAIM ON CASH-CDA DOJ EQUIT	1,109.32	
		-----	-----
	TOTAL 371-CDA DOJ EQUITABLE SHARE	1,109.32	0.00
		-----	-----
SHERIFF DOT FEDERAL FORF			
=====			
372 101-2000	CLAIM ON CASH-SO DOT FED FORF.	243,447.84	
		-----	-----
	TOTAL 372-SHERIFF DOT FEDERAL FORF	243,447.84	0.00
		-----	-----

CASH & INVESTMENTS BY FUND

AS OF: JANUARY 31ST, 2023 JANUARY 31ST, 2023

FUND ACCT. NO.	ACCOUNT NAME	CASH	INVESTMENTS
SHERIFF COMMISSARY FUND			
=====			
380 101-2000	CLAIM ON CASH-SHER. COMMISSARY	729,683.43	
TOTAL 380-SHERIFF COMMISSARY FUND		729,683.43	0.00
JUVENILE COMMISSARY FUND			
=====			
390 101-2000	CLAIM ON CASH-JUV COMMISSARY	8,029.67	
TOTAL 390-JUVENILE COMMISSARY FUND		8,029.67	0.00
NATIONAL SCHOOL LUNCH PRG			
=====			
392 101-2000	CLAIM ON CASH-NSLP	(7,597.29)	
TOTAL 392-NATIONAL SCHOOL LUNCH PRG		(7,597.29)	0.00
VISD SRO REIMBURSEMENT			
=====			
395 101-2000	CLAIM ON CASH-VISD SRO REIMB	(59,159.11)	
TOTAL 395-VISD SRO REIMBURSEMENT		(59,159.11)	0.00
HEALTH INSURANCE FUND			
=====			
410 101-2000	CLAIM ON CASH-HEALTH INSUR	(1,592,024.48)	
410 101-3000	CASH IN BANK/BOON CHAPMAN	86.07	
TOTAL 410-HEALTH INSURANCE FUND		(1,591,938.41)	0.00
EMPLOYEE BENEFIT FUND			
=====			
420 101-2000	CLAIM ON CASH-EMPLOYEE BENEF	3,512.37	
TOTAL 420-EMPLOYEE BENEFIT FUND		3,512.37	0.00
ELECTIONS ADM SPECIAL			
=====			
450 101-2000	CLAIM ON CASH-ELECT ADM SPEC	45,321.68	
TOTAL 450-ELECTIONS ADM SPECIAL		45,321.68	0.00

CASH & INVESTMENTS BY FUND

AS OF: JANUARY 31ST, 2023 JANUARY 31ST, 2023

FUND ACCT. NO.	ACCOUNT NAME	CASH	INVESTMENTS
HAVA ELCTN SECURITY GRANT			
=====			
454 101-2000	CLAIM ON CASH-HAVA ELECTN SECU	8,473.76	
		-----	-----
TOTAL 454-HAVA ELECTN SECURITY GRNT		8,473.76	0.00
		-----	-----
HELP AMERICA VOTE GRANT			
=====			
455 101-2000	CLAIM ON CASH-HELP AMER VOTE	0.00	
		-----	-----
TOTAL 455-HELP AMERICA VOTE GRANT		0.00	0.00
		-----	-----
CTCL GRANT			
=====			
456 101-2000	CLAIM ON CASH-CTCL GRANT	0.00	
		-----	-----
TOTAL 456-CTCL GRANT		0.00	0.00
		-----	-----
ELECTIONS CHAPTER 19			
=====			
457 101-2000	CLAIM ON CASH-ELECT CHAPT 19	(2,995.40)	
		-----	-----
TOTAL 457-ELECTIONS CHAPTER 19 FD		(2,995.40)	0.00
		-----	-----
TAX ASSESSOR SPECIAL			
=====			
499 101-3000	SPECIAL INVENTORY ACCT.	1,208,295.04	
		-----	-----
TOTAL 499-TAX ASSESSOR SPECIAL		1,208,295.04	0.00
		-----	-----
HISTORICAL COMMISSION			
=====			
500 101-2000	CLAIM ON CASH-HISTORICAL COMM	4,225.07	
		-----	-----
TOTAL 500-HISTORICAL COMMISSION		4,225.07	0.00
		-----	-----
TX HIST COMM CLG GRANT			
=====			
505 101-2000	CLAIM ON CASH-TX HIST COMM CL	3,352.38	
		-----	-----
TOTAL 505-TX HIST COMM CLG GRANT		3,352.38	0.00
		-----	-----

CASH & INVESTMENTS BY FUND

AS OF: JANUARY 31ST, 2023 JANUARY 31ST, 2023

FUND ACCT. NO.	ACCOUNT NAME	CASH	INVESTMENTS
CHILD WELFARE BOARD			
=====			
515 101-2000	CLAIM ON CASH-CHILD WELFARE BD	22,735.48	
TOTAL 515-CHILD WELFARE BOARD		22,735.48	0.00
TIDC IMPROVEMENT GRANT			
=====			
520 101-2000	CLAIM ON CASH-TIDC IMPROV GRAN	(4,101.52)	
TOTAL 520-TIDC IMPROVEMENT GRANT		(4,101.52)	0.00
REBUILD TEXAS FUND			
=====			
550 101-2000	CLAIM ON CASH-REBUILD TX FUND	0.00	
TOTAL 550-REBUILD TEXAS FUND		0.00	0.00
DEBT SERVICE			
=====			
700 101-2000	CLAIM ON CASH-DEBT SERVICE	2,059,823.67	
TOTAL 700-DEBT SERVICE		2,059,823.67	0.00
LAW LIBRARY FUND			
=====			
720 101-2000	CLAIM ON CASH-LAW LIBRARY FD	28,700.66	
TOTAL 720-LAW LIBRARY FUND		28,700.66	0.00
CONSTRUCTION RETAINAGE			
=====			
771 101-2000	CLAIM ON CASH-CONSTRN RETAIN	0.00	
TOTAL 771-CONSTRUCTION RETAINAGE		0.00	0.00
VICTORIA HEALTH DEPT			
=====			
800 101-2000	CLAIM ON CASH-HEALTH DEPT	(971,216.10)	
800 101-3000	CASH IN BANK/HLTH 340B DRAFT.	798,849.21	
TOTAL 800-VICTORIA HEALTH DEPT.		(172,366.89)	0.00

CASH & INVESTMENTS BY FUND

AS OF: JANUARY 31ST, 2023 JANUARY 31ST, 2023

FUND	ACCT. NO.	ACCOUNT NAME	CASH	INVESTMENTS
TX A&M UNIV HLTH SCIENCE				
=====				
801	101-2000	CLAIM ON CASH-TX A&M HLTH SCI	0.00	
			-----	-----
TOTAL 801-TX A&M UNIV HLTH SCIENCE			0.00	0.00
			-----	-----
MEDICAID ADM CLAIM FD				
=====				
802	101-2000	CLAIM ON CASH-MEDICAID ADM CLM	59,589.84	
			-----	-----
TOTAL 802-MEDICAID ADM CLAIMS FD			59,589.84	0.00
			-----	-----
TEXAS HOME VISITING GNT				
=====				
803	101-2000	CLAIM ON CASH-TX HOME VISITING	(67,997.24)	
			-----	-----
TOTAL 803-TEXAS HOME VISITING GRANT			(67,997.24)	0.00
			-----	-----
HOGG FOUNDATION GRANT				
=====				
804	101-2000	CLAIM ON CASH-HOGG FOUNDAT.	136,241.76	
			-----	-----
TOTAL 804-HOGG FOUNDATION GNT			136,241.76	0.00
			-----	-----
HURRICANE PUBLIC HLTH GNT				
=====				
805	101-2000	CLAIM ON CASH-HURRICANE PUBLIC	0.00	
			-----	-----
TOTAL 805-HURRICANE PUBLIC HLTH GNT			0.00	0.00
			-----	-----
AMERICARES				
=====				
806	101-2000	CLAIM ON CASH-AMERICARES	0.00	
			-----	-----
TOTAL 806-AMERICARES			0.00	0.00
			-----	-----
VICTORIA WIC PROGRAM				
=====				
810	101-2000	CLAIM ON CASH-WIC PROGRAM	(93,793.99)	
			-----	-----
TOTAL 810-VICTORIA WIC PROGRAM			(93,793.99)	0.00
			-----	-----

CASH & INVESTMENTS BY FUND

AS OF: JANUARY 31ST, 2023 JANUARY 31ST, 2023

FUND ACCT. NO.	ACCOUNT NAME	CASH	INVESTMENTS
FLEXIBLE BENEFITS PLAN			
=====			
870 101-2000	CASH-FLEX BEN-DENTAL, LIFE, VSN	26,942.16	
870 101-3000	CASH IN BANK/PROSPERITY BANK	116,727.69	
TOTAL 870-FLEXIBLE BENEFITS PLAN		143,669.85	0.00
LEOSE FUND			
=====			
380 101-2000	CLAIM ON CASH-LEOSE FUND	47,626.55	
TOTAL 880-LEOSE FUND		47,626.55	0.00
TOTAL CASH AND INVESTMENTS		74,302,968.00	15,442,171.04

*** END OF REPORT ***

Pooled Cash	(35,669,457.06)	15,442,171.04
	<u>38,633,510.94</u>	<u>15,442,171.04</u>

0.00 *

0.00 *

74,302,968.00 *

35,669,457.06 *

38,633,510.94 *

0.00 *

0.00 *

FUND ACCT. NO.	ACCOUNT NAME	CASH	INVESTMENTS
			0.00 *
VICTORIA COUNTY HOSPITAL			
=====			
820 101-1000	HOSPITAL FUND	29,786,265.35	
820 101-2004	CMC 125 PLAN	210,210.88	29,786,265.35 +
820 101-2010	CMC BONDS	9,852,492.33	210,210.88 +
820 101-3000	CMC ACCTS PAYABLE	404.43	9,852,492.33 +
820 101-4000	CMC PAYROLL	20,234.10	404.43 +
820 101-4100	CMC MEDICAL PROFESS #214125768	100.00	20,234.10 +
820 101-4105	CMC MEDICAL PROFESS #217301213	10,827,648.59	100.00 +
820 101-4200	CMC WEIGHT MANAGEMENT CNTR	613,251.51	10,827,648.59 +
820 101-4300	CMC HOME HEALTH AGENCY	6,874,209.54	613,251.51 +
820 101-5001	ARBORETUM NURSE /REHAB/WINNIE	0.00	6,874,209.54 +
820 101-5002	MATAGORDA NURSING & REHAB	311.08	0.00 +
820 101-5003	TWIN PINES NURSING & REHAB	307.99	311.08 +
820 101-5004	SHADY OAKS NURSING & REHAB	315.14	307.99 +
820 101-5005	AMISTAD NURSING & REHAB	0.00	315.14 +
820 101-5006	GANADO NURSING & REHAB	329.81	0.00 +
820 101-5007	CUERO NURSING & REHAB	8,522.15	329.81 +
820 101-5008	STEVENS NURSE & REHAB/HALLETTS	3,388.00	8,522.15 +
820 101-5009	PORT LAVACA NURSING & REHAB	0.00	3,388.00 +
820 101-5010	SOUTHBROOKE NURSING & REHAB	5,244.32	0.00 +
820 101-5011	WHARTON NURSING & REHAB	9,341.32	5,244.32 +
820 101-5012	YOAKUM NURSING & REHAB	0.00	9,341.32 +
820 101-5100	CUERO NURSING & REHAB-HUD	76,715.21	0.00 +
820 101-5105	STEVENS NURSE & REHAB-HUD	89,258.10	76,715.21 +
820 101-5110	PORT LAVACA NURSE & REHAB-HUD	139,145.99	89,258.10 +
820 101-5115	SOUTHBROOKE NURSE&REHAB-HUD	56,371.96	139,145.99 +
820 101-5120	WHARTON NURSING& REHAB-HUD	127,373.16	56,371.96 +
820 101-5125	YOAKUM NURSING & REHAB-HUD	0.00	127,373.16 +
820 101-5130	MATAGORDA NURSING & REHAB-HUD	367.49	0.00 +
820 101-5135	TWIN PINES NURSING & REHAB-HUD	1.89	367.49 +
820 101-5140	GANADO NURSING & REHAB-HUD	4,474.01	1.89 +
820 151-1004	CERTIFICATES OF DEPOSIT		4,474.01 +
820 151-1005	LOCAL GOVT. INVEST. COOP.		0.00 +
TOTAL 820-VICTORIA COUNTY HOSPITAL		58,706,284.35	0.00 +
			4,474.01 +
			521,467.62 *
TOTAL CASH AND INVESTMENTS		58,706,284.35	0.00 +
			58,184,816.73 +
			58,706,284.35 *

*** END OF REPORT ***

0.00 *

INTEREST EARNED STATEMENT
JANUARY 2023

FUND	FUND NAME	2019	2020	2021	2022	2023 YR TO DATE
100	GENERAL FUND	587,193.96	394,512.17	213,100.70	285,889.05	26,577.58
200	ROAD & BRIDGE FUND	107,701.21	29,957.88	6,641.81	15,701.66	1,373.47
700	DEBT SERVICE	16,599.52	5,297.82	1,339.85	3,359.84	522.16
770	CAPITAL PROJECTS	0.00	0.00	0.00	0.00	0.00
	Sub-Total Budgeted Funds	711,494.69	429,767.87	221,082.36	304,950.55	28,473.21
119	CLERK'S ARCHIVE	4809.15	1,339.90	605.35	1342.52	147.93
150	TAX SALES	552.17	188.95	124.87	244.81	5.46
190	AMERICAN RESCUE PLAN	0.00	0.00	13881.20	31872.26	3,627.99
231	JUVENILE PROBATION	0.00	26.58	49.22	1252.59	19.29
240	DRUG COURTS PROGRAM	364.14	90.63	1.40	0.80	0.01
300	CDA PROCESSING FEE	113.51	56.08	14.61	15.05	2.01
310	4-H ACTIVITY CENTER	162.21	41.40	11.65	19.50	1.91
320	AIRPORT DRAFTING	351.11	2,580.64	1167.37	1203.47	0.00
321	AIRPORT	4517.73	0.00	0.00	1869.60	313.83
323	AIRPORT CAPITAL PROJ				1870.86	53.07
330	SPECIAL SERVICE	9179.04	2,006.11	1319.83	1502.56	261.91
338	GCRP 911	275.60	459.94	136.95	61.59	5.69
360	SHERIFF'S FORFEITURE	9444.59	2,569.35	1080.27	2214.08	266.55
361	SHERIFF'S DONATION	6.08	1.50	0.45	3.42	0.00
362	SHERIFF'S DOJ	6544.45	1,712.99	249.02	351.44	103.51
370	CDA CONTRABAND FORFEIT.	14327.42	4,629.56	1618.38	2966.49	306.24
371	CDA DOJ EQUITABLE SHARE	23.69	6.32	1.94	3.58	0.36
372	SHERIFF DOT FED FORFEIT	2241.60	1,556.92	473.78	838.22	79.63
380	SHERIFF COMMISSARY	5771.00	1,516.82	745.34	1940.85	235.25
390	JUVENILE COMMISSARY	155.19	42.12	13.26	25.34	2.61
410	HEALTH INSURANCE	2826.58	520.89	568.44	598.28	86.07
450	ELECTION ADMINISTRATOR	603.90	112.79	61.77	183.85	13.97
454	HAVA SECURITY GRANT	0.00	8.79	30.10	31.55	2.77
455	HELP AMERICA VOTE GRANT	0.00	23.10	0.38	0.00	0.00
499	TAX ASSESSOR SPECIAL	12336.30	2,132.62	1260.92	2459.76	0.00
500	HISTORICAL COMMISSION	465.73	115.82	34.02	54.14	1.41
771	LONG TERM RENO RETAIN	0.00	47.36	9.34	3383.55	0.00
800	HEALTH DEPT DRAFTING	344.06	134.86	715.64	2182.47	265.52
870	FLEXIBLE BENEFIT PLAN	1462.81	452.24	173.12	348.37	40.81
820	HOSPITAL	660159.66	218,255.08	82631.45	131543.00	10,912.88
820	CMC 125 PLAN	3574.47	919.23	313.85	672.97	74.33
830	CMC ACCOUNTS PAYABLE	21179.25	6,180.52	2,125.49	3,946.71	404.43
840	CMC PAYROLL	8995.36	2,510.40	663.68	909.61	234.10
820	CMC MEDICAL PROFESSIONAL	150498.80	28,373.70	24,229.22	40,175.63	3,470.77
820	CMC HOME HEALTH	45408.24	17,674.68	8,558.03	19,645.68	2,327.87
820	CMC WEIGHT MGMT	9384.11	2,669.80	917.83	1,833.05	207.80
820	CMC NURSING HOMES	31354.07	8,031.76	1,875.77	3,321.15	301.86
950	NAVIGATION DISTRICT	145379.51	43,977.79	9,119.29	10,981.52	314.83
950	NAVIG CONSTRUCTION 2012A	0.23	0.00	0.00	0.00	0.00
950	NAVIG. 2015 CONST INT&SINK	78476.12	6,262.51	1,331.82	1,260.98	155.82
950	NAVIG 2012A/B INT& SINKING	9613.21	3,205.40	584.43	1,475.70	179.76
950	NAVIG. INTEREST & SINKING	2.84	0.00	0.00	0.00	0.00
	TOTAL	1,952,398.62	790,203.02	377,781.84	579,557.55	52,901.46