


MINUTES OF COUNTY FINANCES
TREASURER'S REPORT
MONTHLY- JUNE 2023


IN THE MATTER OF COUNTY FINANCES
IN THE HANDS OF PAIGE FOSTER
TREASURER OF VICTORIA COUNTY, TEXAS

COMMISSIONERS' COURT
VICTORIA COUNTY, TEXAS
IN SPECIAL SESSION
REGULAR TERM JULY
2023


IN ACCORDANCE with Section 114.026, Local Government Code, we, the undersigned, constituting the entire Commissioners Court of said County, certify that on the ~~24th~~ day of JULY 2023, at the Special Session of a Regular Term of Court. We compared and examined the monthly report of Paige Foster, Treasurer of Victoria County, Texas, for June 2023, and finding the same correct, entered an order in the Minutes approving said Report, which states total cash and investments on hand as \$126,549,476.87



Ben Zeller, County Judge




Danny Garcia, Commissioner Pct. 1



Jason Orr, Commissioner Pct. 2

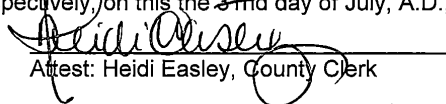


Gary Burns, Commissioner Pct. 3




Kenneth Sexton, Commissioner Pct. 4

SWORN TO AND SUBSCRIBED BEFORE ME, by Ben Zeller, County Judge, and County Commissioners of said Victoria County, each respectively, on this the ~~31st~~^{24th} day of July, A.D., 2023.



Attest: Heidi Easley, County Clerk

FILED FOR RECORD THIS 24 DAY OF JULY A.D. 2023, and recorded on the 24 day of July, A.D. 2023.


Heidi Easley, County Clerk and
Ex-Officio Clerk of the Commissioners
Court in and for Victoria County, Texas.

By: 
Deputy **Stefanie Tumlinson**



MONTHLY REPORT OF

PAIGE FOSTER, COUNTY TREASURER

VICTORIA COUNTY, TEXAS

FOR THE MONTH OF JUNE 2023

This report, presented for the approval of the Commissioners' Court, in accordance with Vernon's Texas Codes Annotated, Local Government Code, and Section 83.002 (a) (3), and Title 10, Chapter 2256, Government Code (Public Funds Investment Act), is true and correct to the best of my knowledge and belief, according to the records of this office.



PAIGE FOSTER
COUNTY TREASURER

VICTORIA COUNTY
INVESTMENTS ON HAND
JUNE 31, 2023

FUND	INV. NO.	PURCH DATE	PAR AMOUNT	DESCRIPTION	MAT DATE	CALL DATE	NET YIELD	PURCH PRICE	INDIV FND AMOUNT	TOTAL INVESTMENT	MARKET PRICE	MARKET VALUE
<u>VICTORIA COUNTY</u>												
				TX CLASS			5.267%			10,026,673.25		10,026,673.25
				L.O.G.I.C. POOL			5.255%			2,375,403.87		2,375,403.87
				CERTIFICATE OF DEPOSIT			3.660%			13,125,000.00		12,647,375.97
				CASH ON HAND-COUNTY FUNDS			0.400%			28,655,455.49		28,655,455.49
				<u>TOTAL COUNTY FUNDS</u>						<u>54,182,532.60</u>		<u>53,704,908.57</u>
<u>CITIZENS MEDICAL CENTER</u>												
				TX CLASS						0.00		0.00
				L.O.G.I.C. POOL			0.000%			0.00		0.00
				CERTIFICATE OF DEPOSIT			0.000%			0.00		0.00
BANK BALANCE				CMC NURSING HOMES			0.400%			2,623,867.06		2,623,867.06
				CASH ON HAND-CITIZENS MEDICAL CENTER			0.400%			61,738,583.77		61,738,583.77
				<u>TOTAL HOSPITAL FUNDS</u>						<u>64,362,450.83</u>		<u>64,362,450.83</u>
<u>NAVIGATION DISTRICT</u>												
				TEXAS CLASS			5.195%			7,151,910.69		7,151,910.69
				CASH ON HAND 2015 CONSTRUCTION			0.000%			0.00		0.00
				CASH ON HAND 2015 INTEREST & SINKING			0.400%			120,851.79		120,851.79
				PROMOTION AND DEVELOPMENT FUND			0.400%			342,599.88		342,599.88
				CASH ON HAND-2012A/B INTEREST/SINKING			0.400%			129,475.37		129,475.37
BANK BALANCE				CASH ON HAND-NAVIGATION DISTRICT			0.400%			258,855.71		258,855.71
				<u>TOTAL NAVIGATION DIST FUNDS</u>						<u>8,004,493.44</u>		<u>8,004,493.44</u>
<u>SUMMARY TOTAL PORTFOLIO</u>												
				TOTAL COUNTY FUNDS						28,655,455.49	30.5266%	53,704,908.57
				TOTAL HOSPITAL FUNDS						64,362,450.83	68.5652%	64,362,450.83
				TOTAL NAVIGATION DISTRICT FUNDS						852,582.75	0.9083%	8,004,493.44
BANK BALANCE				<u>TOTAL FUNDS</u>						<u>93,870,489.07</u>	<u>100.00%</u>	<u>126,071,852.84</u>
				CASH ON HAND - ALL FUNDS						93,870,489.07	74.18%	93,870,489.07
				PLEDGED SECURITIES - ALL FUNDS						173,634,586.53		154,776,445.89
				CERTIFICATES OF DEPOSIT						13,125,000.00	10.37%	12,647,375.97
				MONEY MKT MUTUAL FUNDS						0.00	0.00%	0.00
				POOLS						19,553,987.80	15.45%	19,553,987.80
				GOVERNMENT SECURITIES						0.00	0.00%	0.00
				<u>TOTAL INVESTMENTS</u>						<u>32,678,987.80</u>	<u>25.82%</u>	<u>32,201,363.77</u>
				<u>TOTAL PORTFOLIO INCLUDING CASH</u>						<u><u>126,549,476.87</u></u>	<u>100.00%</u>	<u><u>126,071,852.84</u></u>

CASH & INVESTMENTS BY FUND

AS OF: JUNE 30TH, 2023 JUNE 30TH, 2023

FUND	ACCT. NO.	ACCOUNT NAME	CASH	INVESTMENTS
VICTORIA WIC PROGRAM				
810	101-2000	CLAIM ON CASH-WIC PROGRAM	(94,049.77)	
TOTAL 810-VICTORIA WIC PROGRAM			(94,049.77)	0.00
FLEXIBLE BENEFITS PLAN				
870	101-2000	CASH-FLEX BEN-DENTAL, LIFE,VSN	26,963.80	
870	101-3000	CASH IN BANK/PROSPERITY BANK	128,835.22	
TOTAL 870-FLEXIBLE BENEFITS PLAN			155,799.02	0.00
LEOSE FUND				
880	101-2000	CLAIM ON CASH-LEOSE FUND	61,123.19	
TOTAL 880-LEOSE FUND			61,123.19	0.00
TOTAL CASH AND INVESTMENTS			55,824,620.14	25,531,076.71

*** END OF REPORT ***

0.00 *

0.00 *

55,824,620.14 +

27,100,100.00 +

28,655,455.49 *

0.00 *

0.00 *

Pooled Cash (27,169,164.65) 25,531,076.71

28,655,455.49 25,531,076.71

CASH & INVESTMENTS BY FUND

AS OF: JUNE 30TH, 2023

FUND	ACCT. NO.	ACCOUNT NAME	CASH	INVESTMENTS
POOLED CASH - APCA				
=====				
001	101-2000	POOLED CASH	27,169,164.65	
001	101-2005	POOLED CASH-PAYROLL	0.00	
TOTAL 001-POOLED CASH - APCA			27,169,164.65	0.00

GENERAL FUND				
=====				
100	101-2000	CLAIM ON CASH-GENERAL FUND	5,512,679.70	
100	101-3000	VC CREDIT CARD CLEARING ACCT	104,204.87	
100	151-1003	CERTIFICATE OF DEPOSIT		13,129,000.00
100	151-1005	LOCAL GOVT. INVEST. COOP.		2,375,403.57
100	151-1007	TEXAS COOPERATIVE LIQUID ASSET		10,026,673.14
TOTAL 100-GENERAL FUND			5,616,884.57	25,531,076.71

EMERGENCY MGMT				
=====				
108	101-2000	CLAIM ON CASH-EMER MGMT	(311,802.99)	
TOTAL 108-EMERGENCY MGMT			(311,802.99)	0.00

LEPC FUND				
=====				
109	101-2000	CLAIM ON CASH-LEPC	17,768.56	
TOTAL 109-LEPC FUND			17,768.56	0.00

J. P. SPECIAL FUND				
=====				
110	101-2000	CLAIM ON CASH-J.P. SPECIAL FD	667.15	
TOTAL 110-J.P. SPECIAL FUND			667.15	0.00

COURT-INITIATED GUARDIANS				
=====				
117	101-2000	CLAIM ON CASH-COURT INITIATED	10,126.65	
TOTAL 117-COURT-INITIATED GUARDIANS			10,126.65	0.00

CASH & INVESTMENTS BY FUND

AS OF: JUNE 30TH, 2023 JUNE 30TH, 2023

FUND	ACCT. NO.	ACCOUNT NAME	CASH	INVESTMENTS
COUNTY JURY FUND				
118	101-2000	CLAIM ON CASH-COUNTY JURY FUND	14,498.40	
TOTAL 118-COUNTY JURY FUND			14,498.40	0.00
CO CLERK ARCHIVE FEE FD				
119	101-2000	CLAIM ON CASH-CO CLK ARCHIVE	283,727.22	
TOTAL 119-CO CLERK ARCHIVE FEE FD			283,727.22	0.00
RECORDS MANAGEMENT FUND				
120	101-2000	CLAIM ON CASH-RECORD MGMT	238,669.10	
TOTAL 120-RECORDS MANAGEMENT FUND			238,669.10	0.00
COURTHOUSE SECURITY FUND				
121	101-2000	CLAIM ON CASH-CRTHSE SECURITY	152,913.58	
TOTAL 121-COURTHOUSE SECURITY FUND			152,913.58	0.00
JUSTICE CT BLDG SECURITY				
122	101-2000	CLAIM ON CASH-JP CRT BLD SECUR	29,237.52	
TOTAL 122-JUSTICE CT BLDG SECURITY			29,237.52	0.00
DIST. CLERK RECORDS MGMT				
123	101-2000	CLAIM ON CASH-DIST CLK REC MGT	40,106.57	
TOTAL 123-DIST. CLERK RECORD MGMT			40,106.57	0.00
CO CLERK OF THE COURT				
124	101-2000	CLAIM ON CASH-CO CLRK OF COUR	79,285.10	
TOTAL 124-CO CLERK OF THE COURT			79,285.10	0.00

CASH & INVESTMENTS BY FUND

AS OF: JUNE 30TH, 2023 JUNF 30TH, 2023

FUND	ACCT. NO.	ACCOUNT NAME	CASH	INVESTMENTS
DIST CLERK OF THE COURT				
125	101-2000	CLAIM ON CASH-DIST CLRK OF CRT	62,129.38	
TOTAL 125-DIST CLERK OF THE COURT			62,129.38	0.00
COURT REPORTER SERVICE				
126	101-2000	CLAIM ON CASH-CRT REPORTER SRV	21,997.52	
TOTAL 126-COURT REPORTER SERVICE			21,997.52	0.00
COURT FACILITY FEE FUND				
127	101-2000	CLAIM ON CASH-CRT FACILITY FEE	40,891.82	
TOTAL 127-COURT FACILITY FEE FUND			40,891.82	0.00
CDBG-DR LOCAL BUYOUT				
128	101-2000	CLAIM ON CASH-CDBG-DR LOCAL BU	(5,505.46)	
TOTAL 128-CDBG-DR LOCAL BUYOUT			(5,505.46)	0.00
LANGUAGE ACCESS FUND				
129	101-2000	CLAIM ON CASH-LANGUAGE ACCESS	15,056.60	
TOTAL 129-LANGUAGE ACCESS FUND			15,056.60	0.00
PATRIOT PARK DONATION FD				
140	101-2000	CLAIM ON CASH-PATRIOT PRK DON	3,001.56	
TOTAL 140-PATRIOT PARK DONATION FD			3,001.56	0.00
OPIOID SETTLEMENT FUND				
145	101-2000	CLAIM ON CASH-OPIOID SETTLEMEN	163,516.95	
TOTAL 145-OPIOID SETTLEMENT FUND			163,516.95	0.00

CASH & INVESTMENTS BY FUND

AS OF: JUNE 30TH, 2023 JUNR 30TH, 2023

FUND	ACCT. NO.	ACCOUNT NAME	CASH	INVESTMENTS
SHERIFF'S SPECIAL FUND				
=====				
150	101-2000	CLAIM ON CASH-SHERIFFS SPECIAL	16,644.61	
150	101-3000	PROPERTY TAX SALE ACCOUNT	16.97	
TOTAL 150-SHERIFF'S SPECIAL FUND			16,661.58	0.00
CONSTABLE'S SPECIAL FUND				
=====				
155	101-2000	CLAIM ON CASH-CONSTABLES SPEC	0.00	
TOTAL 155-CONSTABLE'S SPECIAL FUND			0.00	0.00
CLERK'S SPECIAL FUND				
=====				
160	101-2000	CLAIM ON CASH-CLERKS SPECIAL	10.00	
TOTAL 160-CLERK'S SPECIAL FUND			10.00	0.00
AMERICAN RESCUE PLAN				
=====				
190	101-2000	CLAIM ON CASH-AMERICAN RESCUE	10,895,784.50	
TOTAL 190-AMERICAN RESCUE PLAN			10,895,784.50	0.00
DR-4586 2021 WINTER WEATH				
=====				
191	101-2000	CLAIM ON CASH-DR-4586 2021 WIN	0.00	
TOTAL 191-DR-4586 2021 WINTER WEATH			0.00	0.00
COVID19				
=====				
192	101-2000	CLAIM ON CASH-COVID19	648,044.98	
TOTAL 192-COVID19			648,044.98	0.00
GULF/MEXICO ENERGY SEC				
=====				
195	101-2000	CLAIM ON CASH-GULF MEXICO ENGY	871,525.77	
TOTAL 195-GULF/MEXICO ENERGY SEC.			871,525.77	0.00

CASH & INVESTMENTS BY FUND

AS OF: JUNE 30TH, 2023 JUNE 30TH, 2023

FUND	ACCT. NO.	ACCOUNT NAME	CASH	INVESTMENTS
FEMA HAZARD MIT FUND				
=====				
197	101-2000	CLAIM ON CASH-FEMA HAZARD MIT	(294,728.85)	
TOTAL 197- FEMA HAZARD MIT. FD			(294,728.85)	0.00
HURRICANE HARVEY DR#4332				
=====				
198	101-2000	CLAIM ON CASH-HURRICANE HARVEY	(49,995.00)	
198	101-3000	CLAIM ON CASH/GRANT FUND	0.00	
TOTAL 198-HURRICANE HARVEY DR#4332			(49,995.00)	0.00
TXDOT MCCOY RD RECONST				
=====				
199	101-2000	CLAIM ON CASH-TXDOT MCCOY RD	332,518.55	
TOTAL 199-TXDOT MCCOY RD RECONST			332,518.55	0.00
ROAD AND BRIDGE FUND/PCT				
=====				
201	101-2000	CLAIM ON CASH-R&B PCT #1	936,447.78	
TOTAL 201-ROAD & BRIDGE FUND PCT 1			936,447.78	0.00
ROAD AND BRIDGE FUND/PCT				
=====				
202	101-2000	CLAIM ON CASH-R&B PCT #2	1,936,029.20	
TOTAL 202-ROAD & BRIDGE FUND PCT 2			1,936,029.20	0.00
ROAD AND BRIDGE FUND/PCT				
=====				
203	101-2000	CLAIM ON CASH-R&B PCT #3	1,313,330.33	
TOTAL 203-ROAD & BRIDGE FUND PCT 3			1,313,330.33	0.00
ROAD AND BRIDGE FUND/PCT				
=====				
204	101-2000	CLAIM ON CASH-R&B PCT #4	955,631.26	
TOTAL 204-ROAD & BRIDGE FUND PCT 4			955,631.26	0.00

CASH & INVESTMENTS BY FUND

AS OF: JUNE 30TH, 2023 JUNE 30TH, 2023

FUND	ACCT. NO.	ACCOUNT NAME	CASH	INVESTMENTS
CTIF GRANT FUND				
210	101-2000	CLAIM ON CASH-CTIF	0.00	
TOTAL 210-CTIF GRANT FUND			0.00	0.00
CAPITAL CREDITS FUND				
215	101-2000	CLAIM ON CASH-CAPITAL CREDITS	90,110.82	
TOTAL 215-CAPITAL CREDITS FUND			90,110.82	0.00
JUVENILE RESTITUTION				
221	101-2000	CLAIM ON CASH-JUVEN.RESTITUT.	129.20	
TOTAL 221-JUVENILE RESTITUTION			129.20	0.00
JUVENILE PROBATION FUND				
231	101-2000	CLAIM ON CASH-JUVEN PROBAT.	(192,303.46)	
TOTAL 231-JUVENILE PROBATION FD			(192,303.46)	0.00
DRUG COURTS PROGRAMS				
240	101-2000	CLAIM ON CASH-DRUG CRT PROG	185.37	
TOTAL 240-DRUG COURTS PROGRAM			185.37	0.00
24TH JUDICIAL DIST PROB				
241	101-2000	CLAIM ON CASH-24 JUD DIST PROB	0.00	
TOTAL 241-24TH JUDICIAL DIST. PROB			0.00	0.00
COUNTY SPECIALTY COURT				
245	101-2000	CLAIM ON CASH-CNTY SPECIALTY	3,267.60	
TOTAL 245-COUNTY SPECIALTY COURT			3,267.60	0.00

CASH & INVESTMENTS BY FUND

AS OF: JUNE 30TH, 2023 JUNE 30TH, 2023

FUND	ACCT. NO.	ACCOUNT NAME	CASH	INVESTMENTS
LOCAL TRUANCY PREVENTION				
280	101-2000	CLAIM ON CASH-LOCAL TRUANCY	35,279.30	
TOTAL 280-LOCAL TRUANCY PREVENTIONS			35,279.30	0.00
JUSTICE TECHNOLOGY FUND				
281	101-2000	CLAIM ON CASH-JUSTICE TECH.	15,733.29	
TOTAL 281-JUSTICE TECHNOLOGY FD.			15,733.29	0.00
FAMILY PROTECTION FEE FD				
282	101-2000	CLAIM ON CASH-FAM PROTECT FEE	1,008.53	
TOTAL 282-FAMILY PROTECTION FEE FD			1,008.53	0.00
CO/DIST TECHNOLOGY FD				
283	101-2000	CLAIM ON CASH-CO/DIST TECHNOL	22,006.91	
TOTAL 283-CO/DIST TECHNOLOGY FD			22,006.91	0.00
CHILD ABUSE PREVENTION				
286	101-2000	CLAIM ON CASH-CHILD ABUSE PRV	287.18	
TOTAL 286-CHILD ABUSE PREVENTION			287.18	0.00
CDA PROCESSING FEE FUND				
300	101-2000	CLAIM ON CASH-CDA PROCESS FEE	7,647.14	
TOTAL 300-CDA PROCESSING FEE FUND			7,647.14	0.00
BOND FORFEITURE COMM				
301	101-2000	CLAIM ON CASH-BOND FORFEITURE	38,178.39	
TOTAL 301-BOND FORFEITURE COMM			38,178.39	0.00

CASH & INVESTMENTS BY FUND

AS OF: JUNE 30TH, 2023 JUNE 30TH, 2023

FUND	ACCT. NO.	ACCOUNT NAME	CASH	INVESTMENTS
CDA STATE JUDICIARY FUND				
302	101-2000	CLAIM ON CASH-CDA STATE JUD.	6,022.97	
TOTAL 302-CDA STATE JUDICIARY FUND			6,022.97	0.00
PRETRIAL INTERVENTION				
303	101-2000	CLAIM ON CASH-PRETRIAL INTERV	69,760.84	
TOTAL 303-PRETRIAL INTERVENTION			69,760.84	0.00
VICTORIA CNTY CARE COURT				
304	101-2000	CLAIM ON CASH-CARE COURT	3,276.91	
TOTAL 304-VICTORIA CNTY CARE COURT			3,276.91	0.00
CDA VICTIMS ASSISTANCE GR				
305	101-2000	CLAIM ON CASH-CDA VICTIMS ASST	(23,746.59)	
TOTAL 305-CDA VICTIMS ASSIST GRANT			(23,746.59)	0.00
VICTIM COORD/LIASON GNT				
306	101-2000	CLAIM ON CASH-SO VICT COORD	(16,342.49)	
TOTAL 306-VICTIM COORD/LIASON GNT			(16,342.49)	0.00
SCAAP PROGRAM				
307	101-2000	CLAIM ON CASH-SCAAP PROGRAM	1,113.10	
TOTAL 307-SCAAP PROGRAM			1,113.10	0.00
TEXAS VINE GRANT				
308	101-2000	CLAIM ON CASH-TX VINE GRANT	(4,376.31)	
TOTAL 308-TEXAS VINE GRANT			(4,376.31)	0.00

CASH & INVESTMENTS BY FUND

AS OF: JUNE 30TH, 2023 JUNE 30TH, 2023

FUND	ACCT. NO.	ACCOUNT NAME	CASH	INVESTMENTS
4/H ACTIVITY CENTER				
=====				
310	101-2000	CLAIM ON CASH-4/H ACTIVITY CNT	6,138.99	
			-----	-----
TOTAL 310-4/H ACTIVITY CENTER			6,138.99	0.00
			-----	-----
AIRPORT FUND				
=====				
321	101-2000	CLAIM ON CASH-AIRPORT FUND	669,289.94	
321	101-3000	CASH IN BANK/AIRPORT DRAFTING	455,556.67	
321	151-1000	TREASURY BILLS		0.00
321	151-1001	TEXPOOL INVESTMENTS		0.00
321	151-1005	LOCAL GOVT. INVEST COOP		0.00
			-----	-----
TOTAL 321-AIRPORT FUND			1,124,846.61	0.00
			-----	-----
AIRPORT GRANT FUND				
=====				
322	101-2000	CLAIM ON CASH-AIRPORT GRANT	(79,364.50)	
			-----	-----
TOTAL 322-AIRPORT GRANT FUND			(79,364.50)	0.00
			-----	-----
AIRPORT CAPITAL PROJECTS				
=====				
323	101-2000	CLAIM ON CASH-AIRP CAPITAL PRO	37,491.63	
			-----	-----
TOTAL 323-AIRPORT CAPITAL PROJECTS			37,491.63	0.00
			-----	-----
SPECIAL SERVICE FUND				
=====				
330	101-2000	CLAIM ON CASH-SPECIAL SERVICE	835,660.82	
			-----	-----
TOTAL 330-SPECIAL SERVICE FUND			835,660.82	0.00
			-----	-----
JAG-REG TASK FORCE APPREH				
=====				
331	101-2000	CLAIM ON CASH-JAG REG TASK FOR	0.00	
			-----	-----
TOTAL 331-JAG-REG TASK FORCE APPREH			0.00	0.00
			-----	-----

CASH & INVESTMENTS BY FUND

AS OF: JUNE 30TH, 2023

JUNE 30TH, 2023

FUND	ACCT. NO.	ACCOUNT NAME	CASH	INVESTMENTS
OOG FY 2020 CESF				
=====				
332	101-2000	CLAIM ON CASH-OOG FY2020 CESF	0.00	
			-----	-----
		TOTAL 332-OOG FY 2020 CESF	0.00	0.00
			-----	-----
BJA FY 2020 CESF				
=====				
333	101-2000	CLAIM ON CASH-BJA FY 2020 CESF	0.00	
			-----	-----
		TOTAL 333-BJA FY 2020 CESF	0.00	0.00
			-----	-----
SWB RURAL LAW ENFORCEMENT				
=====				
334	101-2000	CLAIM ON CASH-SWB RURAL LAW EN	0.00	
			-----	-----
		TOTAL 334-SWB RURAL LAW ENFORCEMENT	0.00	0.00
			-----	-----
OPERATION LONE STAR GRANT				
=====				
335	101-2000	CLAIM ON CASH-OPERATION LONE S	(620,757.90)	
			-----	-----
		TOTAL 335-OPERATION LONE STAR GRANT	(620,757.90)	0.00
			-----	-----
STONEGARDEN GRANT				
=====				
336	101-2000	CLAIM ON CASH-STONEGARDEN GNT	(218,374.95)	
			-----	-----
		TOTAL 336-STONEGARDEN 2010SST0-0008	(218,374.95)	0.00
			-----	-----
JAG-LESS LETHAL FORCE				
=====				
337	101-2000	CLAIM ON CASH-JAG LESS LETHAL	0.00	
			-----	-----
		TOTAL 337-JAG-LESS LETHAL FORCE	0.00	0.00
			-----	-----
CLICK IT OR TICKET				
=====				
338	101-2000	CLAIM ON CASH-GCRPC 9-1-1	17,434.96	
			-----	-----
		TOTAL 338-GCRPC - 9-1-1 ALLOCATION	17,434.96	0.00
			-----	-----

CASH & INVESTMENTS BY FUND

AS OF: JUNE 30TH, 2023 JUNE 30TH, 2023

FUND ACCT. NO.	ACCOUNT NAME	CASH	INVESTMENTS
BYRNE JAG PROGRAM			
359	101-2000 CLAIM ON CASH-BYRNE JAG PROG	0.00	
TOTAL 359-BYRNE JAG PROGRAM		0.00	0.00
HIGH INTENSITY DRUG TRAF			
340	101-2000 CLAIM ON CASH-HIGH INTENSITY	(16,809.98)	
TOTAL 340-HIGH INTENSITY DRUG TRAFF		(16,809.98)	0.00
BODY WORN CAMERA PROG			
342	101-2000 CLAIM ON CASH-BODY WORN CAMERA	(21,035.25)	
TOTAL 342-BODY WORN CAMERA PROG		(21,035.25)	0.00
RIFLE REST BODY ARM GNT			
343	101-2000 CLAIM ON CASH-RIFLE RESIT BODY	0.00	
TOTAL 343-RIFLE REST BODY ARMOR GN		0.00	0.00
FIREFIGHTERS GRANT			
344	101-2000 CLAIM ON CASH-FIREFIGHTERS GNT	0.00	
TOTAL 344-FIREFIGHTERS GRANT		0.00	0.00
FERAL HOG GRANT			
345	101-2000 CLAIM ON CASH-FERAL HOG GRANT	(8,249.93)	
TOTAL 345-FERAL HOG GRANT		(8,249.93)	0.00
TXCDBG WCID1 BLOOMINGTON			
346	101-2000 CLAIM ON CASH-WCID1 BLOOMING	0.00	
TOTAL 346-TXCDBG GNT-WCID1 BLOOM.		0.00	0.00

CASH & INVESTMENTS BY FUND

AS OF: JUNE 30TH, 2023 JUNE 30TH, 2023

FUND	ACCT. NO.	ACCOUNT NAME	CASH	INVESTMENTS
TXCDBG WCID2 PLACEDO				
347	101-2000	CLAIM ON CASH-WCID2 PLACEDO	(3,025.00)	
TOTAL 347-TXCDBG GNT- WCID2 PLACEDO			(3,025.00)	0.00
CDBG HURRICANE HARVEY DR				
348	101-2000	CLAIM ON CASH-CDBG HUR HARVEY	0.00	
TOTAL 348-CDBG HURRICANE HARVEY DR			0.00	0.00
STATE FEE ACCOUNT				
350	101-2000	CLAIM ON CASH-STATE FEE FD	148,128.57	
TOTAL 350-STATE FEE ACCOUNT			148,128.57	0.00
PESC MENTAL HEALTH DEPUTY				
355	101-2000	CLAIM ON CASH-PESC MENTAL HLTH	(772.14)	
TOTAL 355-PESC MENTAL HEALTH DEPUTY			(772.14)	0.00
MENTAL HLTH PEACE OFF FD				
356	101-2000	CLAIM ON CASH-MENTAL. SO/GB	(57,587.28)	
TOTAL 356-MENTAL HEALTH PEACE OFF			(57,587.28)	0.00
BISD SCHOOL RESOURCE OFF				
358	101-2000	CLAIM ON CASH-BISD SCHL RESOUR	(6,079.43)	
TOTAL 358-BISD SCHOOL RESOURCE OFF			(6,079.43)	0.00
BULLET RESISTANT SHIELD				
359	101-2000	CLAIM ON CASH-BULLET RESIS SHI	(89,510.89)	
TOTAL 359-BULLET RESISTANT SHIELD			(89,510.89)	0.00

CASH & INVESTMENTS BY FUND

AS OF: JUNE 30TH, 2023 JUNE 30TH, 2023

FUND	ACCT. NO.	ACCOUNT NAME	CASH	INVESTMENTS
SHERIFF'S FORFEITURE FD				
=====				
360	101-2000	CLAIM ON CASH-SHERIFF FORFEIT	880,607.63	
360	151-1001	TEXPOOL INVESTMENTS		0.00
360	151-1005	LOCAL GOVT. INVEST. COOP.		0.00
TOTAL 360-SHERIFF'S FORFEITURE FUND			880,607.63	0.00
SHERIFF'S DONATION FUND				
=====				
361	101-2000	CLAIM ON CASH-SHERIFF DONATION	60,099.36	
TOTAL 361-SHERIFF'S DONATION FUND			60,099.36	0.00
SHER DOJ FEDERAL FORFEIT				
=====				
362	101-2000	CLAIM ON CASH-SO DOJ FED FORFE	298,407.05	
TOTAL 362-SHERIFF DOJ FED. FORFEIT.			298,407.05	0.00
CDA CONTRABAND FORFEITURE				
=====				
370	101-2000	CLAIM ON CASH-CDA CONTRA FORF	959,203.92	
370	151-1005	LOCAL GOVT. INVEST. COOP.		0.00
TOTAL 370-CDA CONTRABAND FORFEITURE			959,203.92	0.00
CDA DOJ EQUITABLE SHARE				
=====				
371	101-2000	CLAIM ON CASH-CDA DOJ EQUIT	1,111.11	
TOTAL 371-CDA DOJ EQUITABLE SHARE			1,111.11	0.00
SHERIFF DOT FEDERAL FORF				
=====				
372	101-2000	CLAIM ON CASH-SO DOT FED FORF.	473,296.52	
TOTAL 372-SHERIFF DOT FEDERAL FORF			473,296.52	0.00
SHERIFF COMMISSARY FUND				
=====				
380	101-2000	CLAIM ON CASH-SHER. COMMISSARY	759,992.43	
TOTAL 380-SHERIFF COMMISSARY FUND			759,992.43	0.00

CASH & INVESTMENTS BY FUND

AS OF: JUNE 30TH, 2023 JUNE 30TH, 2023

FUND	ACCT. NO.	ACCOUNT NAME	CASH	INVESTMENTS
JUVENILE COMMISSARY FUND				
=====				
390	101-2000	CLAIM ON CASH-JUV COMMISSARY	8,039.92	
TOTAL 390-JUVENILE COMMISSARY FUND			8,039.92	0.00
NATIONAL SCHOOL LUNCH PRG				
=====				
392	101-2000	CLAIM ON CASH-NSLP	(8,422.79)	
TOTAL 392-NATIONAL SCHOOL LUNCH PRG			(8,422.79)	0.00
VISD SRO REIMBURSEMENT				
=====				
395	101-2000	CLAIM ON CASH-VISD SRO REIMB	(62,728.22)	
TOTAL 395-VISD SRO REIMBURSEMENT			(62,728.22)	0.00
HEALTH INSURANCE FUND				
=====				
410	101-2000	CLAIM ON CASH-HEALTH INSUR	(1,800,959.19)	
410	101-3000	CASH IN BANK/BOON CHAPMAN	312.46	
TOTAL 410-HEALTH INSURANCE FUND			(1,800,646.73)	0.00
EMPLOYEE BENEFIT FUND				
=====				
420	101-2000	CLAIM ON CASH-EMPLOYEE BENEF	2,713.66	
TOTAL 420-EMPLOYEE BENEFIT FUND			2,713.66	0.00
ELECTIONS ADM SPECIAL				
=====				
450	101-2000	CLAIM ON CASH-ELECT ADM SPEC	48,380.93	
TOTAL 450-ELECTIONS ADM SPECIAL			48,380.93	0.00
HAVA ELCTN SECURITY GRANT				
=====				
454	101-2000	CLAIM ON CASH-HAVA ELECTN SECU	0.00	
TOTAL 454-HAVA ELECTN SECURITY GRNT			0.00	0.00

CASH & INVESTMENTS BY FUND

AS OF: JUNE 30TH, 2023 JUNE 30TH, 2023

FUND	ACCT. NO.	ACCOUNT NAME	CASH	INVESTMENTS
HELP AMERICA VOTE GRANT				
=====				
455	101-2000	CLAIM ON CASH-HELP AMER VOTE	0.00	
TOTAL 455-HELP AMERICA VOTE GRANT			0.00	0.00
CTCL GRANT				
=====				
456	101-2000	CLAIM ON CASH-CTCL GRANT	0.00	
TOTAL 456-CTCL GRANT			0.00	0.00
ELECTIONS CHAPTER 19				
=====				
457	101-2000	CLAIM ON CASH-ELECT CHAPT 19	(274.27)	
TOTAL 457-ELECTIONS CHAPTER 19 FD			(274.27)	0.00
TAX ASSESSOR SPECIAL				
=====				
499	101-3000	SPECIAL INVENTORY ACCT.	542,730.20	
TOTAL 499-TAX ASSESSOR SPECIAL			542,730.20	0.00
HISTORICAL COMMISSION				
=====				
500	101-2000	CLAIM ON CASH-HISTORICAL COMM	3,608.04	
TOTAL 500-HISTORICAL COMMISSION			3,608.04	0.00
TX HIST COMM CLG GRANT				
=====				
505	101-2000	CLAIM ON CASH-TX HIST COMM CL	(7,218.54)	
TOTAL 505-TX HIST COMM CLG GRANT			(7,218.54)	0.00
CHILD WELFARE BOARD				
=====				
515	101-2000	CLAIM ON CASH-CHILD WELFARE BD	23,103.30	
TOTAL 515-CHILD WELFARE BOARD			23,103.30	0.00

CASH & INVESTMENTS BY FUND

AS OF: JUNE 30TH, 2023 JUNE 30TH, 2023

FUND	ACCT. NO.	ACCOUNT NAME	CASH	INVESTMENTS
TIDC IMPROVEMENT GRANT				
=====				
520	101-2000	CLAIM ON CASH-TIDC IMPROV GRAN	(12,545.81)	
TOTAL 520-TIDC IMPROVEMENT GRANT			(12,545.81)	0.00

REBUILD TEXAS FUND				
=====				
550	101-2000	CLAIM ON CASH-REBUILD TX FUND	0.00	
TOTAL 550-REBUILD TEXAS FUND			0.00	0.00

DEBT SERVICE				
=====				
700	101-2000	CLAIM ON CASH-DEBT SERVICE	1,420,827.02	
TOTAL 700-DEBT SERVICE			1,420,827.02	0.00

LAW LIBRARY FUND				
=====				
720	101-2000	CLAIM ON CASH-LAW LIBRARY FD	14,623.17	
TOTAL 720-LAW LIBRARY FUND			14,623.17	0.00

CONSTRUCTION RETAINAGE				
=====				
771	101-2000	CLAIM ON CASH-CONSTRN RETAIN	0.00	
TOTAL 771-CONSTRUCTION RETAINAGE			0.00	0.00

VICTORIA HEALTH DEPT				
=====				
800	101-2000	CLAIM ON CASH-HEALTH DEPT	(424,356.14)	
800	101-3000	CASH IN BANK/HLTH 340B DRAFT.	248,386.89	
TOTAL 800-VICTORIA HEALTH DEPT.			(175,969.25)	0.00

TX A&M UNIV HLTH SCIENCE				
=====				
801	101-2000	CLAIM ON CASH-TX A&M HLTH SCI	0.00	
TOTAL 801-TX A&M UNIV HLTH SCIENCE			0.00	0.00

CASH & INVESTMENTS BY FUND

AS OF: JUNE 30TH, 2023 JUNE 30TH, 2023

FUND	ACCT. NO.	ACCOUNT NAME	CASH	INVESTMENTS
MEDICAID ADM CLAIM FD				
=====				
802	101-2000	CLAIM ON CASH-MEDICAID ADM CLM	60,381.30	
TOTAL 802-MEDICAID ADM CLAIMS FD			60,381.30	0.00
TEXAS HOME VISITING GNT				
=====				
803	101-2000	CLAIM ON CASH-TX HOME VISITING	(113,105.11)	
TOTAL 803-TEXAS HOME VISITING GRANT			(113,105.11)	0.00
HOGG FOUNDATION GRANT				
=====				
804	101-2000	CLAIM ON CASH-HOGG FOUNDAT.	60,878.45	
TOTAL 804-HOGG FOUNDATION GNT			60,878.45	0.00
HURRICANE PUBLIC HLTH GNT				
=====				
805	101-2000	CLAIM ON CASH-HURRICANE PUBLIC	0.00	
TOTAL 805-HURRICANE PUBLIC HLTH GNT			0.00	0.00
AMERICARES				
=====				
806	101-2000	CLAIM ON CASH-AMERICARES	0.00	
TOTAL 806-AMERICARES			0.00	0.00
CPS/PH WKFORCE 9/21-6/24				
=====				
808	101-2000	CLAIM ON CASH-CPS/PH WKFORCE	(44,313.67)	
TOTAL 808-CPS/PH WKFORCE 9/21-6/23			(44,313.67)	0.00
CPS/PH INFRASST 4/23-11/27				
=====				
809	101-2000	CLAIM ON CASH-CPS/PH INFRASST 4	0.00	
TOTAL 809-CPS/PH INFRASST 4/23-11/27			0.00	0.00

FUND ACCT. NO.	ACCOUNT NAME	CASH	INVESTMENTS	
				0.00 *
VICTORIA COUNTY HOSPITAL				

820 101-1000	HOSPITAL FUND	51,584,340.76		51,584,340.76 +
820 101-2004	CMC 125 PLAN	208,816.30		208,816.30 +
820 101-2010	CMC BONDS	9,868,698.85		9,868,698.85 +
820 101-3000	CMC ACCTS PAYABLE	(793,717.61)		793,717.61 -
820 101-4000	CMC PAYROLL	20,195.26		20,195.26 +
820 101-4100	CMC MEDICAL PROFESS #214125768	100.01		100.01 +
820 101-4105	CMC MEDICAL PROFESS #217301213	698,282.60		698,282.60 +
820 101-4200	CMC WEIGHT MANAGEMENT CNTR	38,963.88		38,963.88 +
820 101-4300	CMC HOME HEALTH AGENCY	112,903.72		112,903.72 +
820 101-5001	ARBORETUM NURSE /REHAB/WINNIE	0.00		61,738,583.77 *
820 101-5002	MATAGORDA NURSING & REHAB	102,144.31		
820 101-5003	TWIN PINES NURSING & REHAB	260,561.90		102,144.31 +
820 101-5004	SHADY OAKS NURSING & REHAB	63,074.79		260,561.90 +
820 101-5005	AMISTAD NURSING & REHAB	0.00		63,074.79 +
820 101-5006	GANADO NURSING & REHAB	110,074.78		0.00 +
820 101-5007	CUERO NURSING & REHAB	0.00		0.00 +
820 101-5008	STEVENS NURSE & REHAB/HALLETTS	5,630.74		110,074.78 +
820 101-5009	PORT LAVACA NURSING & REHAB	0.00		0.00 +
820 101-5010	SOUTHBROOKE NURSING & REHAB	0.00		0.00 +
820 101-5011	WHARTON NURSING & REHAB	3,757.72		5,630.74 +
820 101-5012	YOAKUM NURSING & REHAB	0.00		0.00 +
820 101-5100	CUERO NURSING & REHAB-HUD	372,564.61		0.00 +
820 101-5105	STEVENS NURSE & REHAB-HUD	400,830.16		3,757.72 +
820 101-5110	PORT LAVACA NURSE & REHAB-HUD	470,427.72		0.00 +
820 101-5115	SOUTHBROOKE NURSE&REHAB-HUD	381,815.28		0.00 +
820 101-5120	WHARTON NURSING& REHAB-HUD	444,956.35		372,564.61 +
820 101-5125	YOAKUM NURSING & REHAB-HUD	0.00		400,830.16 +
820 101-5130	MATAGORDA NURSING & REHAB-HUD	5,439.89		470,427.72 +
820 101-5135	TWIN PINES NURSING & REHAB-HUD	0.00		381,815.28 +
820 101-5140	GANADO NURSING & REHAB-HUD	2,588.81		444,956.35 +
820 151-1004	CERTIFICATES OF DEPOSIT		0.00	4,44,956.35 +
820 151-1005	LOCAL GOVT. INVEST. COOP.		0.00	0.00 +
TOTAL 820-VICTORIA COUNTY HOSPITAL		64,362,450.83	0.00	5,439.89 +
				0.00 +
				2,588.81 +
				2,623,867.06 *
TOTAL CASH AND INVESTMENTS		64,362,450.83	0.00	
				2,623,867.06 +
				61,738,583.77 +
				64,362,450.83 *
				0.00 *
				0.00 *

*** END OF REPORT ***

CD INVESTMENTS GENERAL FUND

PERIOD ENDING 6/30/2023

ISSUER	CUSIP	BROKER	TERM	% EARN	BOOK VALUE	SETTLE	MATURE	MKT PRICE	MARKET VALUE
FIRST BANK RICHMOND (28533)	319267JS0	MBS	18	2.287%	\$ 246,000.00	5/20/2022	11/20/2023	98.808	\$ 243,067.68
OCEANFIRST BANK NA	67523TAL7	MBS	24	2.050%	\$ 247,000.00	3/30/2022	4/1/2024	97.534	\$ 240,908.98
SAFRA NATIONAL BANK	78658RHU8	MBS	24	2.200%	\$ 247,000.00	4/6/2022	4/8/2024	97.578	\$ 241,017.66
ALLY BANK	02007GPJ6	MBS	24	2.050%	\$ 247,000.00	4/7/2022	4/8/2024	97.465	\$ 240,738.55
FALL RIVER FIVE CENTS SAVINGS BANK	306275BE7	MBS	24	2.250%	\$ 247,000.00	4/18/2022	4/8/2024	97.521	\$ 240,876.87
PRIMEWAY FCU (2131)	741600AP5	MBS	24	2.510%	\$ 249,000.00	5/6/2022	5/6/2024	97.550	\$ 242,899.50
UBS BANK (57565)	90348J3B4	MBS	24	2.910%	\$ 249,000.00	5/11/2022	5/13/2024	97.825	\$ 243,584.25
AMERICAN NATL BANK (26499)	02769QDV8	MBS	24	2.260%	\$ 249,000.00	5/13/2022	5/13/2024	97.275	\$ 242,214.75
JOHN MARSHALL BANK (58243)	47804GHR7	MBS	24	2.560%	\$ 249,000.00	5/13/2022	5/13/2024	97.529	\$ 242,847.21
TRUSTONE FINL CR UN PLYMOUTH	89841MAC1	MBS	36	3.170%	\$ 249,000.00	6/29/2022	7/1/2024	97.680	\$ 243,223.20
UNITED HERITAGE CR	91334AAK9	MBS	18	5.210%	\$ 248,000.00	3/21/2023	9/23/2024	99.681	\$ 247,208.88
MORGAN STANLEY BANK NA	61773TDL4	MBS	30	2.440%	\$ 245,000.00	4/20/2022	10/18/2024	96.100	\$ 235,445.00
BANKERS BANK (23537)	06610RBQ1	MBS	30	2.590%	\$ 247,000.00	5/6/2022	11/6/2024	96.155	\$ 237,502.85
METRO (66364)	59161YAQ9	MBS	30	2.950%	\$ 249,000.00	5/20/2022	11/20/2024	96.519	\$ 240,332.31
CITY NATIONAL BANK (17281)	178180GR0	MBS	24	4.890%	\$ 244,000.00	11/23/2022	11/25/2024	99.180	\$ 241,999.20
ISRAEL DISCOUNT BANK (19977)	465076UD7	MBS	24	4.890%	\$ 244,000.00	11/25/2022	11/25/2024	99.180	\$ 241,999.20
BANKUNITED NA	066519RV3	MBS	36	1.010%	\$ 249,000.00	12/8/2021	12/9/2024	93.772	\$ 233,492.28
CAPITAL ONE NA	14042RQL8	MBS	36	0.850%	\$ 249,000.00	12/8/2021	12/9/2024	93.593	\$ 233,046.57
AMERICAN FRIST CU	02616AAP4	MBS	36	1.060%	\$ 249,000.00	12/30/2021	12/30/2024	93.603	\$ 233,071.47
FIRST NATIONAL BANK OF AMERICA	321110YV8	MBS	36	0.960%	\$ 249,000.00	12/30/2021	12/30/2024	93.455	\$ 232,702.95
TEXAS EXCHANGE BANK	88241TNG1	MBS	36	1.430%	\$ 249,000.00	2/4/2022	2/4/2025	93.761	\$ 233,464.89
BEAL BANK	07371AWR0	MBS	36	1.330%	\$ 249,000.00	2/9/2022	2/5/2025	93.611	\$ 233,091.39
AMERANT BANK NA	02357QAR8	MBS	36	1.750%	\$ 249,000.00	2/28/2022	2/28/2025	93.992	\$ 234,040.08
AMERICAN EXPRESS NATL BANK	02589ABM3	MBS	36	1.910%	\$ 247,000.00	3/3/2022	3/3/2025	94.225	\$ 232,735.75
BARCLAYS BANK	06740KPE1	MBS	36	1.800%	\$ 247,000.00	3/16/2022	3/17/2025	93.939	\$ 232,029.33
GOLDMAN SACHS BANK USA 6 MONTH CALLABLE	38179M3A9	MBS	36	2.010%	\$ 249,000.00	3/16/2022	3/17/2025	94.225	\$ 234,620.25
LAFAYETTE FEDERAL CU	50625LAY9	MBS	36	2.320%	\$ 249,000.00	3/30/2022	3/31/2025	94.602	\$ 235,558.98
SYNCHRONY BANK	87165FJ47	MBS	36	2.270%	\$ 247,000.00	3/31/2022	3/31/2025	94.565	\$ 233,575.55
POPULAR BANK	73317AAV4	MBS	36	2.220%	\$ 247,000.00	4/6/2022	4/7/2025	94.414	\$ 233,202.58

7/5/2023CD INVESTMENTS COURT 2023

CD INVESTMENTS GENERAL FUND

PERIOD ENDING 6/30/2023

ISSUER	CUSIP	BROKER	TERM	% EARN	BOOK VALUE	SETTLE	MATURE	MKT PRICE	MARKET VALUE
BMW BANK OF NA	05580AL85	MBS	36	2.620%	\$ 247,000.00	4/8/2022	4/8/2025	95.086	\$ 234,862.42
JPMORGAN CHASE BANK NA	48128WPG4	MBS	36	2.620%	\$ 247,000.00	4/8/2022	4/8/2025	95.089	\$ 234,869.83
LEADER BANK NA	52168UHY1	MBS	36	2.680%	\$ 246,000.00	4/22/2022	4/22/2025	95.074	\$ 233,882.04
AMERICU	03065QAD0	MBS	36	2.630%	\$ 249,000.00	4/27/2022	4/28/2025	94.911	\$ 236,328.39
DISCOVER BANK (5649)	254673C46	MBS	36	2.980%	\$ 246,000.00	5/4/2022	5/5/2025	95.500	\$ 234,930.00
GENERATIONS BANK	37149CAS6	MBS	36	3.080%	\$ 247,000.00	5/6/2022	5/6/2025	95.650	\$ 236,255.50
CAPITAL ONE BANK USA NT (33954)	14042TGE1	MBS	36	3.230%	\$ 246,000.00	5/18/2022	5/19/2025	95.859	\$ 235,813.14
BRIDGEWATER BANK (58210)	108622MG3	MBS	36	2.880%	\$ 249,000.00	5/18/2022	5/19/2025	95.215	\$ 237,085.35
INSTITUTION FOR SAVINGS (90250)	45780PBL8	MBS	36	3.230%	\$ 247,000.00	5/20/2022	5/20/2025	95.836	\$ 236,714.92
CONNEXUS (66538)	20825WAT7	MBS	36	3.130%	\$ 249,000.00	5/26/2022	5/27/2025	95.606	\$ 238,058.94
CARTER FED CR UN	14622LAC6	MBS	36	3.140%	\$ 247,000.00	6/22/2022	6/23/2025	95.463	\$ 235,793.61
BMO HARRIS BANK NATL	05600XGK0	MBS	36	3.330%	\$ 245,000.00	6/24/2022	6/24/2025	95.859	\$ 234,854.55
MERTRUST FED CR UN	59001PAR0	MBS	36	3.340%	\$ 249,000.00	6/29/2022	6/30/2025	95.796	\$ 238,532.04
MACHIAS SVGS BK	554479EM3	MBS	30	4.350%	\$ 249,000.00	2/9/2023	8/8/2025	97.678	\$ 243,218.22
BANK OF WISCONSIN DELLS (15136)	065847FC4	MBS	34	4.580%	\$ 249,000.00	11/28/2022	9/29/2025	98.070	\$ 244,194.30
SPOKANE TEACHERS CR UN (68203)	849061AA4	MBS	36	5.040%	\$ 248,000.00	11/23/2022	11/24/2025	99.075	\$ 245,706.00
KEMBRA FINAANCIAL (61623)	48836LAX0	MBS	36	5.220%	\$ 248,000.00	11/23/2022	11/24/2025	99.537	\$ 246,851.76
ROGUE CR (68660)	77535MAD5	MBS	36	5.130%	\$ 248,000.00	11/25/2022	11/25/2025	99.310	\$ 246,288.80
AUSTIN TELCO FED CR UN (4584)	052392CD7	MBS	36	5.040%	\$ 248,000.00	11/28/2022	11/28/2025	99.071	\$ 245,696.08
FIRST TECHNOLOGY FED	33715L-FM-7	MBS	30	5.180%	\$ 248,000.00	6/30/2023	12/30/2025	99.393	\$ 246,494.64
LIBERTY FIRST CR UN	530520AF2	MBS	36	4.600%	\$ 249,000.00	2/3/2023	2/3/2026	97.809	\$ 243,544.41
FIRST UTD BK & TR	33742CCQ8	MBS	36	4.370%	\$ 249,000.00	3/8/2023	2/9/2026	97.189	\$ 242,000.61
SANDY SPRINGS BK	800364EX5	MBS	36	4.960%	\$ 244,000.00	3/14/2023	3/16/2026	98.730	\$ 240,901.20
DORT FINL CR UN	25844M-BE-7	MBS	36	5.090%	246000.00	6/28/2023	6/29/2026	99.037	\$ 243,631.02
				3.79%	13,125,000.00			96.392	\$ 12,657,005.93

MONTH \$ 33,036.24
YEAR TO DATE \$ 181,356.95

INTEREST

SOLD EARLY

GREENSTATE CREDIT UNION	39573LBF4	MBS	36	0.470%	\$ 249,000.00	6/3/2021	5/14/2024	95.416	\$ 237,585.84
NEW YORK COMMUNITY BANK	649447UP2	MBS	36	0.360%	\$ 249,000.00	6/3/2021	6/3/2024	95.109	\$ 236,821.41

It will take about 1 year to reach ROI

7/5/2023CD INVESTMENTS COURT 2023

VICTORIA COUNTY
POOL INVESTMENTS
JUNE 2023

	BEGIN BALANCE	RATE	CONTRIBUTIONS	WITHDRAWLS	INTEREST	END BALANCE	INTEREST YR TO DATE	AVG INT RATE
COUNTY								
LOGIC COUNTY	\$ 2,365,187.39	5.26%			\$ 10,216.42	\$ 2,375,403.87	\$ 57,196.31	
TEXAS CLASS County		5.27%	\$ 5,000,000.00		\$ 13,746.50	\$ 5,013,746.55	\$ 13,746.50	OPENED ACCOUNT MAY 2023
TEXAS CLASS County GOV	\$ -	5.27%	\$ 5,000,000.00		\$ 12,926.64	\$ 5,012,926.69	\$ 12,926.64	FIRST INVESTMENT JUNE 2023
TOTAL			\$ 10,000,000.00	0.00	\$ 36,889.56	\$ 12,402,077.11	\$ 83,869.45	
HOSPITAL								
TEXAS CLASS CMC								OPENED ACCOUNT JUNE 2023 FIRST INVESTMENT JULY 2023
NAVAGATION								
Texas Class Op Fund	\$ 5,413,425.31	5.27%	\$ -	(335,518.55)	\$ 22,949.33	\$ 5,100,856.15	\$ 124,486.34	OPENED ACCOUNT MAY 2022
Texas Class Const Fund	\$ 2,042,195.28	5.27%	\$ -		\$ 8,859.21	\$ 2,051,054.55	\$ 35,825.88	OPENED ACCOUNT MAY 2022
TOTAL				(335,518.55)	\$ 31,808.54	\$ 7,151,910.69	\$ 160,312.22	

INTEREST EARNED STATEMENT
JUNE 2023

FUND	FUND NAME	2023				
		2019	2020	2021	2022	YR TO DATE
100	GENERAL FUND	587,193.96	394,512.17	213,100.70	285,889.05	264,258.64
200	ROAD & BRIDGE FUND	107,701.21	29,957.88	6,641.81	15,701.66	10,583.51
700	DEBT SERVICE	16,599.52	5,297.82	1,339.85	3,359.84	2,717.98
770	CAPITAL PROJECTS	0.00	0.00	0.00	0.00	0.00
	Sub-Total Budgeted Funds	711,494.69	429,767.87	221,082.36	304,950.55	277,560.13
119	CLERK'S ARCHIVE	4809.15	1,339.90	605.35	1342.52	660.16
150	TAX SALES	552.17	188.95	124.87	244.81	16.97
190	AMERICAN RESCUE PLAN	0.00	0.00	13881.20	31872.26	21,350.16
231	JUVENILE PROBATION	0.00	26.58	49.22	1252.59	19.29
240	DRUG COURTS PROGRAM	364.14	90.63	1.40	0.80	0.24
300	CDA PROCESSING FEE	113.51	56.08	14.61	15.05	129.35
310	4-H ACTIVITY CENTER	162.21	41.40	11.65	19.50	11.28
320	AIRPORT DRAFTING	351.11	2,580.64	1167.37	1203.47	0.00
321	AIRPORT	4517.73	0.00	0.00	1869.60	2,247.23
323	AIRPORT CAPITAL PROJ				1870.86	203.32
330	SPECIAL SERVICE	9179.04	2,006.11	1319.83	1502.56	1,322.16
338	GCRP 911	275.60	459.94	136.95	61.59	33.90
360	SHERIFF'S FORFEITURE	9444.59	2,569.35	1080.27	2214.08	1,626.60
361	SHERIFF'S DONATION	6.08	1.50	0.45	3.42	99.36
362	SHERIFF'S DOJ	6544.45	1,712.99	249.02	351.44	575.23
370	CDA CONTRABAND FORFEIT.	14327.42	4,629.56	1618.38	2966.49	1,824.54
371	CDA DOJ EQUITABLE SHARE	23.69	6.32	1.94	3.58	2.15
372	SHERIFF DOT FED FORFEIT	2241.60	1,556.92	473.78	838.22	728.54
380	SHERIFF COMMISSARY	5771.00	1,516.82	745.34	1940.85	1,443.57
390	JUVENILE COMMISSARY	155.19	42.12	13.26	25.34	15.57
410	HEALTH INSURANCE	2826.58	520.89	568.44	598.28	312.46
450	ELECTION ADMINISTRATOR	603.90	112.79	61.77	183.85	64.80
454	HAVA SECURITY GRANT	0.00	8.79	30.10	31.55	5.31
455	HELP AMERICA VOTE GRANT	0.00	23.10	0.38	0.00	0.00
499	TAX ASSESSOR SPECIAL	12336.30	2,132.62	1260.92	2459.76	412.36
500	HISTORICAL COMMISSION	465.73	115.82	34.02	54.14	7.31
771	LONG TERM RENO RETAIN	0.00	47.36	9.34	3383.55	0.00
800	HEALTH DEPT DRAFTING	344.06	134.86	715.64	2182.47	847.22
870	FLEXIBLE BENEFIT PLAN	1462.81	452.24	173.12	348.37	221.27
820	HOSPITAL	660159.66	218,255.08	82631.45	131543.00	65,598.95
820	CMC 125 PLAN	3574.47	919.23	313.85	672.97	383.76
830	CMC ACCOUNTS PAYABLE	21179.25	6,180.52	2,125.49	3,946.71	2,481.80
840	CMC PAYROLL	8995.36	2,510.40	663.68	909.61	1,202.14
820	CMC MEDICAL PROFESSIONAL	150498.80	28,373.70	24,229.22	40,175.63	24,997.86
820	CMC HOME HEALTH	45408.24	17,674.68	8,558.03	19,645.68	13,421.38
820	CMC WEIGHT MGMT	9384.11	2,669.80	917.83	1,833.05	1,175.59
820	CMC NURSING HOMES	31354.07	8,031.76	1,875.77	3,321.15	2,102.68
950	NAVIGATION DISTRICT	145379.51	43,977.79	9,119.29	10,981.52	1,456.43
950	NAVIG CONSTRUCTION 2012A	0.23	0.00	0.00	0.00	0.00
950	NAVIG. 2015 CONST INT&SINK	78476.12	6,262.51	1,331.82	1,260.98	977.61
950	NAVIG 2012A/B INT& SINKING	9613.21	3,205.40	584.43	1,475.70	1,141.92
950	NAVIG. INTEREST & SINKING	2.84	0.00	0.00	0.00	0.00
	TOTAL	1,952,398.62	790,203.02	377,781.84	579,557.55	426,680.60