

MINUTES OF COUNTY FINANCES
TREASURER'S REPORT
MONTHLY- MAY 2023
CORRECTED


IN THE MATTER OF COUNTY FINANCES
IN THE HANDS OF PAIGE FOSTER
TREASURER OF VICTORIA COUNTY, TEXAS


COMMISSIONERS' COURT
VICTORIA COUNTY, TEXAS
IN SPECIAL SESSION
REGULAR TERM JUNE
2023


IN ACCORDANCE with Section 114.026, Local Government Code, we, the undersigned, constituting the entire Commissioners Court of said County, certify that on the ~~26th~~^{24th} day of ~~JUNE~~^{JULY} 2023, at the Special Session of a Regular Term of Court. We compared and examined the monthly report of Paige Foster, Treasurer of Victoria County, Texas, for May 2023, and finding the same correct, entered an order in the Minutes approving said Report, which states total cash and investments on hand as \$137,641,073.55


Ben Zeller, County Judge



Danny Garcia, Commissioner Pct. 1


Jason Oht, Commissioner Pct. 2


Gary Burns, Commissioner Pct. 3




Kenneth Sexton, Commissioner Pct. 4

SWORN TO AND SUBSCRIBED BEFORE ME, by Ben Zeller, County Judge, and County Commissioners of said Victoria County, each respectively, on this the ~~26th~~^{24th} day of ~~June~~^{July}, A.D., 2023.


Attest: Heidi Easley, County Clerk

FILED FOR RECORD THIS 24 DAY OF ~~June~~^{July} A.D. 2023, and recorded on the 24 day of July, A.D. 2023.




Heidi Easley, County Clerk and
Ex-Officio Clerk of the Commissioners
Court in and for Victoria County, Texas.
By: 
Deputy **Stefanie Tumlinson**



MONTHLY REPORT OF

PAIGE FOSTER, COUNTY TREASURER

VICTORIA COUNTY, TEXAS

FOR THE MONTH OF MAY 2023

This report, presented for the approval of the Commissioners' Court, in accordance with Vernon's Texas Codes Annotated, Local Government Code, and Section 83.002 (a) (3), and Title 10, Chapter 2256, Government Code (Public Funds Investment Act), is true and correct to the best of my knowledge and belief, according to the records of this office.



PAIGE FOSTER
COUNTY TREASURER

VICTORIA COUNTY
INVESTMENTS ON HAND
MAY 31, 2023

FUND	INV. NO.	PURCH DATE	PAR AMOUNT	DESCRIPTION	MAT DATE	CALL DATE	NET YIELD	PURCH PRICE	INDIV FND AMOUNT	TOTAL INVESTMENT	MARKET PRICE	MARKET VALUE
<u>VICTORIA COUNTY</u>												
				L.O.G.I.C. POOL			5.187%			2,365,187.15		2,365,187.15
				CERTIFICATE OF DEPOSIT			3.660%			13,129,000.00		12,647,375.97
				CASH ON HAND-COUNTY FUNDS			0.400%			41,169,653.22		41,169,653.22
				TOTAL COUNTY FUNDS						56,663,840.37		56,182,216.34
<u>CITIZENS MEDICAL CENTER</u>												
				L.O.G.I.C. POOL			0.000%			0.00		0.00
				CERTIFICATE OF DEPOSIT			0.000%			0.00		0.00
BANK BALANCE				CMC NURSING HOMES			0.400%			2,515,005.47		2,515,005.47
				CASH ON HAND-CITIZENS MEDICAL CENTER			0.400%			70,399,313.01		70,399,313.01
				TOTAL HOSPITAL FUNDS						72,914,318.48		72,914,318.48
<u>NAVIGATION DISTRICT</u>												
				TEXAS CLASS			5.195%			7,455,620.39		7,455,620.39
				CASH ON HAND 2015 CONSTRUCTION			0.000%			0.00		0.00
				CASH ON HAND 2015 INTEREST & SINKING			0.400%			50,629.01		50,629.01
				PROMOTION AND DEVELOPMENT FUND			0.400%			354,138.49		354,138.49
				CASH ON HAND-2012A/B INTEREST/SINKING			0.400%			42,453.78		42,453.78
BANK BALANCE				CASH ON HAND-NAVIGATION DISTRICT			0.400%			160,073.03		160,073.03
				TOTAL NAVIGATION DIST FUNDS						8,062,914.70		607,294.31
<u>SUMMARY TOTAL PORTFOLIO</u>												
				TOTAL COUNTY FUNDS						56,663,840.37	41.1678%	56,182,216.34
				TOTAL HOSPITAL FUNDS						72,914,318.48	52.9742%	72,914,318.48
BANK BALANCE				TOTAL NAVIGATION DISTRICT FUNDS						8,062,914.70	5.8579%	607,294.31
				TOTAL FUNDS						137,641,073.55	100.00%	129,703,829.13
				CASH ON HAND - ALL FUNDS						114,691,266.01	83.33%	114,691,266.01
				PLEGGED SECURITIES - ALL FUNDS						175,466,715.81		154,776,445.89
				CERTIFICATES OF DEPOSIT						13,129,000.00	9.54%	12,647,375.97
				MONEY MKT MUTUAL FUNDS						0.00	0.00%	0.00
				L.O.G.I.C. POOL						9,820,807.54	7.14%	9,820,807.54
				GOVERNMENT SECURITIES						0.00	0.00%	0.00
				TOTAL INVESTMENTS						22,949,807.54	16.67%	22,468,183.51
				TOTAL PORTFOLIO INCLUDING CASH						137,641,073.55	100.00%	137,159,449.52

CASH & INVESTMENTS BY FUND

AS OF: MAY 31ST, 2023

FUND	ACCT. NO.	ACCOUNT NAME	CASH	INVESTMENTS
POOLED CASH - APCA				
=====				
001	101-2000	POOLED CASH	39,842,001.33	
001	101-2005	POOLED CASH-PAYROLL	0.00	
TOTAL 001-POOLED CASH - APCA			39,842,001.33	0.00
GENERAL FUND				
=====				
100	101-2000	CLAIM ON CASH-GENERAL FUND	17,662,584.97	
100	101-3000	VC CREDIT CARD CLEARING ACCT	130,970.51	
100	151-1003	CERTIFICATE OF DEPOSIT		13,129,000.00
100	151-1005	LOCAL GOVT. INVEST. COOP.		2,365,187.15
100	151-1007	TEXAS COOPERATIVE LIQUID ASSET		0.00
TOTAL 100-GENERAL FUND			17,793,555.48	15,494,187.15
EMERGENCY MGMT				
=====				
108	101-2000	CLAIM ON CASH-EMER MGMT	(288,881.23)	
TOTAL 108-EMERGENCY MGMT			(288,881.23)	0.00
LEPC FUND				
=====				
109	101-2000	CLAIM ON CASH-LEPC	17,768.56	
TOTAL 109-LEPC FUND			17,768.56	0.00
J. P. SPECIAL FUND				
=====				
110	101-2000	CLAIM ON CASH-J.P. SPECIAL FD	667.15	
TOTAL 110-J.P. SPECIAL FUND			667.15	0.00
COURT-INITIATED GUARDIANS				
=====				
117	101-2000	CLAIM ON CASH-COURT INITIATED	9,586.65	
TOTAL 117-COURT-INITIATED GUARDIANS			9,586.65	0.00

CASH & INVESTMENTS BY FUND

AS OF: MAY 31ST, 2023

MAY 31ST, 2023

FUND ACCT. NO.	ACCOUNT NAME	CASH	INVESTMENTS
COUNTY JURY FUND			
=====			
118 101-2000	CLAIM ON CASH-COUNTY JURY FUND	13,481.39	
		-----	-----
TOTAL 118-COUNTY JURY FUND		13,481.39	0.00
		-----	-----
CO CLERK ARCHIVE FEE FD			
=====			
119 101-2000	CLAIM ON CASH-CO CLK ARCHIVE	273,662.91	
		-----	-----
TOTAL 119-CO CLERK ARCHIVE FEE FD		273,662.91	0.00
		-----	-----
RECORDS MANAGEMENT FUND			
=====			
120 101-2000	CLAIM ON CASH-RECORD MGMT	233,529.75	
		-----	-----
TOTAL 120-RECORDS MANAGEMENT FUND		233,529.75	0.00
		-----	-----
COURTHOUSE SECURITY FUND			
=====			
121 101-2000	CLAIM ON CASH-CRTHSE SECURITY	148,771.83	
		-----	-----
TOTAL 121-COURTHOUSE SECURITY FUND		148,771.83	0.00
		-----	-----
JUSTICE CT BLDG SECURITY			
=====			
122 101-2000	CLAIM ON CASH-JP CRT BLD SECUR	29,026.77	
		-----	-----
TOTAL 122-JUSTICE CT BLDG SECURITY		29,026.77	0.00
		-----	-----
DIST. CLERK RECORDS MGMT			
=====			
123 101-2000	CLAIM ON CASH-DIST CLK REC MGT	38,502.80	
		-----	-----
TOTAL 123-DIST. CLERK RECORD MGMT		38,502.80	0.00
		-----	-----
CO CLERK OF THE COURT			
=====			
124 101-2000	CLAIM ON CASH-CO CLRK OF COUR	78,293.45	
		-----	-----
TOTAL 124-CO CLERK OF THE COURT		78,293.45	0.00
		-----	-----

CASH & INVESTMENTS BY FUND

AS OF: MAY 31ST, 2023

MAY 31ST, 2023

FUND ACCT. NO.	ACCOUNT NAME	CASH	INVESTMENTS
DIST CLERK OF THE COURT			
=====			
125 101-2000	CLAIM ON CASH-DIST CLRK OF CRT	60,350.41	
		-----	-----
TOTAL 125-DIST CLERK OF THE COURT		60,350.41	0.00
		-----	-----
COURT REPORTER SERVICE			
=====			
126 101-2000	CLAIM ON CASH-CRT REPORTER SRV	19,663.52	
		-----	-----
TOTAL 126-COURT REPORTER SERVICE		19,663.52	0.00
		-----	-----
COURT FACILITY FEE FUND			
=====			
127 101-2000	CLAIM ON CASH-CRT FACILITY FEE	38,999.03	
		-----	-----
TOTAL 127-COURT FACILITY FEE FUND		38,999.03	0.00
		-----	-----
CDBG-DR LOCAL BUYOUT			
=====			
128 101-2000	CLAIM ON CASH-CDBG-DR LOCAL BU	(5,505.46)	
		-----	-----
TOTAL 128-CDBG-DR LOCAL BUYOUT		(5,505.46)	0.00
		-----	-----
LANGUAGE ACCESS FUND			
=====			
129 101-2000	CLAIM ON CASH-LANGUAGE ACCESS	14,434.31	
		-----	-----
TOTAL 129-LANGUAGE ACCESS FUND		14,434.31	0.00
		-----	-----
PATRIOT PARK DONATION FD			
=====			
140 101-2000	CLAIM ON CASH-PATRIOT PRK DON	3,001.56	
		-----	-----
TOTAL 140-PATRIOT PARK DONATION FD		3,001.56	0.00
		-----	-----
OPIOID SETTLEMENT FUND			
=====			
145 101-2000	CLAIM ON CASH-OPIOID SETTLEMEN	163,516.95	
		-----	-----
TOTAL 145-OPIOID SETTLEMENT FUND		163,516.95	0.00
		-----	-----

CASH & INVESTMENTS BY FUND

AS OF: MAY 31ST, 2023

MAY 31ST, 2023

FUND ACCT. NO.	ACCOUNT NAME	CASH	INVESTMENTS
SHERIFF'S SPECIAL FUND			
=====			
150 101-2000	CLAIM ON CASH-SHERIFFS SPECIAL	16,644.61	
150 101-3000	PROPERTY TAX SALE ACCOUNT	16.96	
		-----	-----
TOTAL 150-SHERIFF'S SPECIAL FUND		16,661.57	0.00
		-----	-----
CONSTABLE'S SPECIAL FUND			
=====			
155 101-2000	CLAIM ON CASH-CONSTABLES SPEC	0.00	
		-----	-----
TOTAL 155-CONSTABLE'S SPECIAL FUND		0.00	0.00
		-----	-----
CLERK'S SPECIAL FUND			
=====			
160 101-2000	CLAIM ON CASH-CLERKS SPECIAL	208.00	
		-----	-----
TOTAL 160-CLERK'S SPECIAL FUND		208.00	0.00
		-----	-----
AMERICAN RESCUE PLAN			
=====			
190 101-2000	CLAIM ON CASH-AMERICAN RESCUE	10,904,394.79	
		-----	-----
TOTAL 190-AMERICAN RESCUE PLAN		10,904,394.79	0.00
		-----	-----
DR-4586 2021 WINTER WEATH			
=====			
191 101-2000	CLAIM ON CASH-DR-4586 2021 WIN	0.00	
		-----	-----
TOTAL 191-DR-4586 2021 WINTER WEATH		0.00	0.00
		-----	-----
COVID19			
=====			
192 101-2000	CLAIM ON CASH-COVID19	700,044.98	
		-----	-----
TOTAL 192-COVID19		700,044.98	0.00
		-----	-----
GULF/MEXICO ENERGY SEC			
=====			
195 101-2000	CLAIM ON CASH-GULF MEXICO ENGY	871,525.77	
		-----	-----
TOTAL 195-GULF/MEXICO ENERGY SEC.		871,525.77	0.00
		-----	-----

FUND	ACCT. NO.	ACCOUNT NAME	CASH	INVESTMENTS
FEMA HAZARD MIT FUND				
=====				
197	101-2000	CLAIM ON CASH-FEMA HAZARD MIT	(290,796.85)	
TOTAL 197- FEMA HAZARD MIT. FD			(290,796.85)	0.00
=====				
HURRICANE HARVEY DR#4332				
=====				
198	101-2000	CLAIM ON CASH-HURRICANE HARVEY	(49,995.00)	
198	101-3000	CLAIM ON CASH/GRANT FUND	0.00	
TOTAL 198-HURRICANE HARVEY DR#4332			(49,995.00)	0.00
=====				
TXDOT MCCOY RD RECONST				
=====				
199	101-2000	CLAIM ON CASH-TXDOT MCCOY RD	0.00	
TOTAL 199-TXDOT MCCOY RD RECONST			0.00	0.00
=====				
ROAD AND BRIDGE FUND/PCT				
=====				
201	101-2000	CLAIM ON CASH-R&B PCT #1	1,078,636.63	
TOTAL 201-ROAD & BRIDGE FUND PCT 1			1,078,636.63	0.00
=====				
ROAD AND BRIDGE FUND/PCT				
=====				
202	101-2000	CLAIM ON CASH-R&B PCT #2	1,981,069.04	
TOTAL 202-ROAD & BRIDGE FUND PCT 2			1,981,069.04	0.00
=====				
ROAD AND BRIDGE FUND/PCT				
=====				
203	101-2000	CLAIM ON CASH-R&B PCT #3	1,428,681.66	
TOTAL 203-ROAD & BRIDGE FUND PCT 3			1,428,681.66	0.00
=====				
ROAD AND BRIDGE FUND/PCT				
=====				
204	101-2000	CLAIM ON CASH-R&B PCT #4	1,066,726.87	
TOTAL 204-ROAD & BRIDGE FUND PCT 4			1,066,726.87	0.00
=====				

CASH & INVESTMENTS BY FUND

AS OF: MAY 31ST, 2023

MAY 31ST, 2023

FUND ACCT. NO.	ACCOUNT NAME	CASH	INVESTMENTS
CTIF GRANT FUND			
=====			
210 101-2000	CLAIM ON CASH-CTIF	0.00	
TOTAL 210-CTIF GRANT FUND		0.00	0.00
CAPITAL CREDITS FUND			
=====			
215 101-2000	CLAIM ON CASH-CAPITAL CREDITS	90,110.82	
TOTAL 215-CAPITAL CREDITS FUND		90,110.82	0.00
JUVENILE RESTITUTION			
=====			
221 101-2000	CLAIM ON CASH-JUVEN.RESTITUT.	109.16	
TOTAL 221-JUVENILE RESTITUTION		109.16	0.00
JUVENILE PROBATION FUND			
=====			
231 101-2000	CLAIM ON CASH-JUVEN PROBAT.	(83,618.29)	
TOTAL 231-JUVENILE PROBATION FD		(83,618.29)	0.00
DRUG COURTS PROGRAMS			
=====			
240 101-2000	CLAIM ON CASH-DRUG CRT PROG	185.31	
TOTAL 240-DRUG COURTS PROGRAM		185.31	0.00
24TH JUDICIAL DIST PROB			
=====			
241 101-2000	CLAIM ON CASH-24 JUD DIST PROB	0.00	
TOTAL 241-24TH JUDICIAL DIST. PROB		0.00	0.00
COUNTY SPECIALTY COURT			
=====			
245 101-2000	CLAIM ON CASH-CNTY SPECIALTY	4,420.12	
TOTAL 245-COUNTY SPECIALTY COURT		4,420.12	0.00

CASH & INVESTMENTS BY FUND

AS OF: MAY 31ST, 2023

MAY 31ST, 2023

FUND ACCT. NO.	ACCOUNT NAME	CASH	INVESTMENTS
LOCAL TRUANCY PREVENTION			
=====			
280 101-2000	CLAIM ON CASH-LOCAL TRUANCY	34,507.26	
		-----	-----
TOTAL 280-LOCAL TRUANCY PREVENTIONS		34,507.26	0.00
		-----	-----
JUSTICE TECHNOLOGY FUND			
=====			
281 101-2000	CLAIM ON CASH-JUSTICE TECH.	15,032.33	
		-----	-----
TOTAL 281-JUSTICE TECHNOLOGY FD.		15,032.33	0.00
		-----	-----
FAMILY PROTECTION FEE FD			
=====			
282 101-2000	CLAIM ON CASH-FAM PROTECT FEE	853.71	
		-----	-----
TOTAL 282-FAMILY PROTECTION FEE FD		853.71	0.00
		-----	-----
CO/DIST TECHNOLOGY FD			
=====			
283 101-2000	CLAIM ON CASH-CO/DIST TECHNOL	21,718.86	
		-----	-----
TOTAL 283-CO/DIST TECHNOLOGY FD		21,718.86	0.00
		-----	-----
CHILD ABUSE PREVENTION			
=====			
286 101-2000	CLAIM ON CASH-CHILD ABUSE PRV	183.68	
		-----	-----
TOTAL 286-CHILD ABUSE PREVENTION		183.68	0.00
		-----	-----
CDA PROCESSING FEE FUND			
=====			
300 101-2000	CLAIM ON CASH-CDA PROCESS FEE	7,431.87	
		-----	-----
TOTAL 300-CDA PROCESSING FEE FUND		7,431.87	0.00
		-----	-----
BOND FORFEITURE COMM			
=====			
301 101-2000	CLAIM ON CASH-BOND FORFEITURE	38,135.89	
		-----	-----
TOTAL 301-BOND FORFEITURE COMM		38,135.89	0.00
		-----	-----

CASH & INVESTMENTS BY FUND

AS OF: MAY 31ST, 2023

MAY 31ST, 2023

FUND ACCT. NO.	ACCOUNT NAME	CASH	INVESTMENTS
CDA STATE JUDICIARY FUND			
=====			
302 101-2000	CLAIM ON CASH-CDA STATE JUD.	8,900.20	
		-----	-----
TOTAL 302-CDA STATE JUDICIARY FUND		8,900.20	0.00
		-----	-----
PRETRIAL INTERVENTION			
=====			
303 101-2000	CLAIM ON CASH-PRETRIAL INTERV	69,534.06	
		-----	-----
TOTAL 303-PRETRIAL INTERVENTION		69,534.06	0.00
		-----	-----
VICTORIA CNTY CARE COURT			
=====			
304 101-2000	CLAIM ON CASH-CARE COURT	3,276.91	
		-----	-----
TOTAL 304-VICTORIA CNTY CARE COURT		3,276.91	0.00
		-----	-----
CDA VICTIMS ASSISTANCE GR			
=====			
305 101-2000	CLAIM ON CASH-CDA VICTIMS ASST	(22,493.45)	
		-----	-----
TOTAL 305-CDA VICTIMS ASSIST GRANT		(22,493.45)	0.00
		-----	-----
VICTIM COORD/LIASON GNT			
=====			
306 101-2000	CLAIM ON CASH-SO VICT COORD	(15,264.71)	
		-----	-----
TOTAL 306-VICTIM COORD/LIASON GNT		(15,264.71)	0.00
		-----	-----
SCAAP PROGRAM			
=====			
307 101-2000	CLAIM ON CASH-SCAAP PROGRAM	1,113.10	
		-----	-----
TOTAL 307-SCAAP PROGRAM		1,113.10	0.00
		-----	-----
TEXAS VINE GRANT			
=====			
308 101-2000	CLAIM ON CASH-TX VINE GRANT	(4,376.31)	
		-----	-----
TOTAL 308-TEXAS VINE GRANT		(4,376.31)	0.00
		-----	-----

CASH & INVESTMENTS BY FUND

AS OF: MAY 31ST, 2023

MAY 31ST, 2023

FUND ACCT. NO.	ACCOUNT NAME	CASH	INVESTMENTS
4/H ACTIVITY CENTER			
=====			
310 101-2000	CLAIM ON CASH-4/H ACTIVITY CNT	5,637.12	
		-----	-----
TOTAL 310-4/H ACTIVITY CENTER		5,637.12	0.00
		-----	-----
AIRPORT FUND			
=====			
321 101-2000	CLAIM ON CASH-AIRPORT FUND	776,591.28	
321 101-3000	CASH IN BANK/AIRPORT DRAFTING	418,521.50	
321 151-1000	TREASURY BILLS		0.00
321 151-1001	TEXPOOL INVESTMENTS		0.00
321 151-1005	LOCAL GOVT. INVEST COOP		0.00
		-----	-----
TOTAL 321-AIRPORT FUND		1,195,112.78	0.00
		-----	-----
AIRPORT GRANT FUND			
=====			
322 101-2000	CLAIM ON CASH-AIRPORT GRANT	(141,993.65)	
		-----	-----
TOTAL 322-AIRPORT GRANT FUND		(141,993.65)	0.00
		-----	-----
AIRPORT CAPITAL PROJECTS			
=====			
323 101-2000	CLAIM ON CASH-AIRP CAPITAL PRO	81,158.50	
		-----	-----
TOTAL 323-AIRPORT CAPITAL PROJECTS		81,158.50	0.00
		-----	-----
SPECIAL SERVICE FUND			
=====			
330 101-2000	CLAIM ON CASH-SPECIAL SERVICE	844,639.51	
		-----	-----
TOTAL 330-SPECIAL SERVICE FUND		844,639.51	0.00
		-----	-----
JAG-REG TASK FORCE APPREH			
=====			
331 101-2000	CLAIM ON CASH-JAG REG TASK FOR	0.00	
		-----	-----
TOTAL 331-JAG-REG TASK FORCE APPREH		0.00	0.00
		-----	-----

CASH & INVESTMENTS BY FUND

AS OF: MAY 31ST, 2023

MAY 31ST, 2023

FUND	ACCT. NO.	ACCOUNT NAME	CASH	INVESTMENTS
OOG FY 2020 CESF				
=====				
332	101-2000	CLAIM ON CASH-OOG FY2020 CESF	0.00	
			-----	-----
TOTAL 332-OOG FY 2020 CESF			0.00	0.00
			-----	-----
BJA FY 2020 CESF				
=====				
333	101-2000	CLAIM ON CASH-BJA FY 2020 CESF	0.00	
			-----	-----
TOTAL 333-BJA FY 2020 CESF			0.00	0.00
			-----	-----
SWB RURAL LAW ENFORCEMENT				
=====				
334	101-2000	CLAIM ON CASH-SWB RURAL LAW EN	0.00	
			-----	-----
TOTAL 334-SWB RURAL LAW ENFORCEMENT			0.00	0.00
			-----	-----
OPERATION LONE STAR GRANT				
=====				
335	101-2000	CLAIM ON CASH-OPERATION LONE S	(581,704.19)	
			-----	-----
TOTAL 335-OPERATION LONE STAR GRANT			(581,704.19)	0.00
			-----	-----
STONEGARDEN GRANT				
=====				
336	101-2000	CLAIM ON CASH-STONEGARDEN GNT	(179,146.76)	
			-----	-----
TOTAL 336-STONEGARDEN 2010SST0-0008			(179,146.76)	0.00
			-----	-----
JAG-LESS LETHAL FORCE				
=====				
337	101-2000	CLAIM ON CASH-JAG LESS LETHAL	0.00	
			-----	-----
TOTAL 337-JAG-LESS LETHAL FORCE			0.00	0.00
			-----	-----
CLICK IT OR TICKET				
=====				
338	101-2000	CLAIM ON CASH-GCRPC 9-1-1	17,429.34	
			-----	-----
TOTAL 338-GCRPC - 9-1-1 ALLOCATION			17,429.34	0.00
			-----	-----

CASH & INVESTMENTS BY FUND

AS OF: MAY 31ST, 2023

MAY 31ST, 2023

FUND	ACCT. NO.	ACCOUNT NAME	CASH	INVESTMENTS
BYRNE JAG PROGRAM				
=====				
339	101-2000	CLAIM ON CASH-BYRNE JAG PROG	0.00	
TOTAL 339-BYRNE JAG PROGRAM			0.00	0.00
HIGH INTENSITY DRUG TRAF				
=====				
340	101-2000	CLAIM ON CASH-HIGH INTENSITY	(16,969.07)	
TOTAL 340-HIGH INTENSITY DRUG TRAFF			(16,969.07)	0.00
BODY WORN CAMERA PROG				
=====				
342	101-2000	CLAIM ON CASH-BODY WORN CAMERA	(21,035.25)	
TOTAL 342-BODY WORN CAMERA PROG			(21,035.25)	0.00
RIFLE REST BODY ARM GNT				
=====				
343	101-2000	CLAIM ON CASH-RIFLE RESIT BODY	0.00	
TOTAL 343-RIFLE RESIT BODY ARMOR GN			0.00	0.00
FIREFIGHTERS GRANT				
=====				
344	101-2000	CLAIM ON CASH-FIREFIGHTERS GNT	0.00	
TOTAL 344-FIREFIGHTERS GRANT			0.00	0.00
FERAL HOG GRANT				
=====				
345	101-2000	CLAIM ON CASH-FERAL HOG GRANT	(8,249.93)	
TOTAL 345-FERAL HOG GRANT			(8,249.93)	0.00
TXCDBG WCID1 BLOOMINGTON				
=====				
346	101-2000	CLAIM ON CASH-WCID1 BLOOMING	0.00	
TOTAL 346-TXCDBG GNT-WCID1 BLOOM.			0.00	0.00

CASH & INVESTMENTS BY FUND

AS OF: MAY 31ST, 2023

MAY 31ST, 2023

FUND ACCT. NO.	ACCOUNT NAME	CASH	INVESTMENTS
TXCDBG WCID2 PLACEDO =====			
347 101-2000	CLAIM ON CASH-WCID2 PLACEDO	(3,025.00)	
TOTAL 347-TXCDGB GNT- WCID2 PLACEDO		(3,025.00)	0.00
CDBG HURRICANE HARVEY DR =====			
348 101-2000	CLAIM ON CASH-CDBG HUR HARVEY	0.00	
TOTAL 348-CDBG HURRICANE HARVEY DR		0.00	0.00
STATE FEE ACCOUNT =====			
350 101-2000	CLAIM ON CASH-STATE FEE FD	103,081.63	
TOTAL 350-STATE FEE ACCOUNT		103,081.63	0.00
PESC MENTAL HEALTH DEPUTY =====			
355 101-2000	CLAIM ON CASH-PESC MENTAL ,HLTH	213.08	
TOTAL 355-PESC MENTAL HEALTH DEPUTY		213.08	0.00
MENTAL HLTH PEACE OFF FD =====			
356 101-2000	CLAIM ON CASH-MENTAL SO/GB	(29,351.94)	
TOTAL 356-MENTAL HEALTH PEACE OFF		(29,351.94)	0.00
BISD SCHOOL RESOURCE OFF =====			
358 101-2000	CLAIM ON CASH-BISD SCHL RESOUR	(6,079.43)	
TOTAL 358-BISD SCHOOL RESOURCE OFF		(6,079.43)	0.00
BULLET RESISTANT SHIELD =====			
359 101-2000	CLAIM ON CASH-BULLET RESIS SHI	(89,510.89)	
TOTAL 359-BULLET RESISTANT SHIELD		(89,510.89)	0.00

CASH & INVESTMENTS BY FUND

AS OF: MAY 31ST, 2023

MAY 31ST, 2023

FUND ACCT. NO.	ACCOUNT NAME	CASH	INVESTMENTS
SHERIFF'S FORFEITURE FD			
=====			
360 101-2000	CLAIM ON CASH-SHERIFF FORFEIT	845,050.51	
360 151-1001	TEXPOOL INVESTMENTS		0.00
360 151-1005	LOCAL GOVT. INVEST. COOP.		0.00
TOTAL 360-SHERIFF'S FORFEITURE FUND		845,050.51	0.00

SHERIFF'S DONATION FUND			
=====			
361 101-2000	CLAIM ON CASH-SHERIFF DONATION	60,079.98	
TOTAL 361-SHERIFF'S DONATION FUND		60,079.98	0.00

SHER DOJ FEDERAL FORFEIT			
=====			
362 101-2000	CLAIM ON CASH-SO DOJ FED FORFE	280,531.62	
TOTAL 362-SHERIFF DOJ FED. FORFEIT.		280,531.62	0.00

CDA CONTRABAND FORFEITURE			
=====			
370 101-2000	CLAIM ON CASH-CDA CONTRA FORF	933,046.34	
370 151-1005	LOCAL GOVT. INVEST. COOP.		0.00
TOTAL 370-CDA CONTRABAND FORFEITURE		933,046.34	0.00

CDA DOJ EQUITABLE SHARE			
=====			
371 101-2000	CLAIM ON CASH-CDA DOJ EQUIT	1,110.75	
TOTAL 371-CDA DOJ EQUITABLE SHARE		1,110.75	0.00

SHERIFF DOT FEDERAL FORF			
=====			
372 101-2000	CLAIM ON CASH-SO DOT FED FORF.	473,143.92	
TOTAL 372-SHERIFF DOT FEDERAL FORF		473,143.92	0.00

SHERIFF COMMISSARY FUND			
=====			
380 101-2000	CLAIM ON CASH-SHER. COMMISSARY	761,656.65	
TOTAL 380-SHERIFF COMMISSARY FUND		761,656.65	0.00

CASH & INVESTMENTS BY FUND

AS OF: MAY 31ST, 2023

MAY 31ST, 2023

FUND ACCT. NO.	ACCOUNT NAME	CASH	INVESTMENTS
JUVENILE COMMISSARY FUND			
=====			
390 101-2000	CLAIM ON CASH-JUV COMMISSARY	8,009.74	
TOTAL 390-JUVENILE COMMISSARY FUND		8,009.74	0.00
NATIONAL SCHOOL LUNCH PRG			
=====			
392 101-2000	CLAIM ON CASH-NSLP	(14,250.64)	
TOTAL 392-NATIONAL SCHOOL LUNCH PRG		(14,250.64)	0.00
VISD SRO REIMBURSEMENT			
=====			
395 101-2000	CLAIM ON CASH-VISD SRO REIMB	(62,514.85)	
TOTAL 395-VISD SRO REIMBURSEMENT		(62,514.85)	0.00
HEALTH INSURANCE FUND			
=====			
410 101-2000	CLAIM ON CASH-HEALTH INSUR	(1,559,388.33)	
410 101-3000	CASH IN BANK/BOON CHAPMAN	264.30	
TOTAL 410-HEALTH INSURANCE FUND		(1,559,124.03)	0.00
EMPLOYEE BENEFIT FUND			
=====			
420 101-2000	CLAIM ON CASH-EMPLOYEE BENEF	2,766.94	
TOTAL 420-EMPLOYEE BENEFIT FUND		2,766.94	0.00
ELECTIONS ADM SPECIAL			
=====			
450 101-2000	CLAIM ON CASH-ELECT ADM SPEC	(991.98)	
TOTAL 450-ELECTIONS ADM SPECIAL		(991.98)	0.00
HAVA ELCTN SECURITY GRANT			
=====			
454 101-2000	CLAIM ON CASH-HAVA ELECTN SECU	0.00	
TOTAL 454-HAVA ELECTN SECURITY GRNT		0.00	0.00

FUND ACCT. NO.	ACCOUNT NAME	CASH	INVESTMENTS
HELP AMERICA VOTE GRANT			
=====			
455 101-2000	CLAIM ON CASH-HELP AMER VOTE	0.00	
TOTAL 455-HELP AMERICA VOTE GRANT		0.00	0.00
CTCL GRANT			
=====			
456 101-2000	CLAIM ON CASH-CTCL GRANT	0.00	
TOTAL 456-CTCL GRANT		0.00	0.00
ELECTIONS CHAPTER 19			
=====			
457 101-2000	CLAIM ON CASH-ELECT CHAPT 19	(198.29)	
TOTAL 457-ELECTIONS CHAPTER 19 FD		(198.29)	0.00
TAX ASSESSOR SPECIAL			
=====			
499 101-3000	SPECIAL INVENTORY ACCT.	426,876.48	
TOTAL 499-TAX ASSESSOR SPECIAL		426,876.48	0.00
HISTORICAL COMMISSION			
=====			
500 101-2000	CLAIM ON CASH-HISTORICAL COMM	3,559.74	
TOTAL 500-HISTORICAL COMMISSION		3,559.74	0.00
TX HIST COMM CLG GRANT			
=====			
505 101-2000	CLAIM ON CASH-TX HIST COMM CL	(2,937.20)	
TOTAL 505-TX HIST COMM CLG GRANT		(2,937.20)	0.00
CHILD WELFARE BOARD			
=====			
515 101-2000	CLAIM ON CASH-CHILD WELFARE BD	23,721.93	
TOTAL 515-CHILD WELFARE BOARD		23,721.93	0.00

CASH & INVESTMENTS BY FUND

AS OF: MAY 31ST, 2023

MAY 31ST, 2023

FUND	ACCT. NO.	ACCOUNT NAME	CASH	INVESTMENTS
TIDC IMPROVEMENT GRANT				
=====				
520	101-2000	CLAIM ON CASH-TIDC IMPROV GRAN	(8,717.11)	
TOTAL 520-TIDC IMPROVEMENT GRANT			(8,717.11)	0.00
REBUILD TEXAS FUND				
=====				
550	101-2000	CLAIM ON CASH-REBUILD TX FUND	0.00	
TOTAL 550-REBUILD TEXAS FUND			0.00	0.00
DEBT SERVICE				
=====				
700	101-2000	CLAIM ON CASH-DEBT SERVICE	1,400,923.89	
TOTAL 700-DEBT SERVICE			1,400,923.89	0.00
LAW LIBRARY FUND				
=====				
720	101-2000	CLAIM ON CASH-LAW LIBRARY FD	14,167.54	
TOTAL 720-LAW LIBRARY FUND			14,167.54	0.00
CONSTRUCTION RETAINAGE				
=====				
771	101-2000	CLAIM ON CASH-CONSTRN RETAIN	0.00	
TOTAL 771-CONSTRUCTION RETAINAGE			0.00	0.00
VICTORIA HEALTH DEPT				
=====				
800	101-2000	CLAIM ON CASH-HEALTH DEPT	(422,233.22)	
800	101-3000	CASH IN BANK/HLTH 340B DRAFT.	234,601.39	
TOTAL 800-VICTORIA HEALTH DEPT.			(187,631.83)	0.00
TX A&M UNIV HLTH SCIENCE				
=====				
801	101-2000	CLAIM ON CASH-TX A&M HLTH SCI	0.00	
TOTAL 801-TX A&M UNIV HLTH SCIENCE			0.00	0.00

CASH & INVESTMENTS BY FUND

AS OF: MAY 31ST, 2023

MAY 31ST, 2023

FUND ACCT. NO.	ACCOUNT NAME	CASH	INVESTMENTS
MEDICAID ADM CLAIM FD			
=====			
802 101-2000	CLAIM ON CASH-MEDICAID ADM CLM	61,415.94	
TOTAL 802-MEDICAID ADM CLAIMS FD		61,415.94	0.00
TEXAS HOME VISITING GNT			
=====			
803 101-2000	CLAIM ON CASH-TX HOME VISITING	(109,194.13)	
TOTAL 803-TEXAS HOME VISITING GRANT		(109,194.13)	0.00
HOGG FOUNDATION GRANT			
=====			
804 101-2000	CLAIM ON CASH-HOGG FOUNDAT.	73,280.64	
TOTAL 804-HOGG FOUNDATION GNT		73,280.64	0.00
HURRICANE PUBLIC HLTH GNT			
=====			
805 101-2000	CLAIM ON CASH-HURRICANE PUBLIC	0.00	
TOTAL 805-HURRICANE PUBLIC HLTH GNT		0.00	0.00
AMERICARES			
=====			
806 101-2000	CLAIM ON CASH-AMERICARES	0.00	
TOTAL 806-AMERICARES		0.00	0.00
CPS/PH WKFORCE 9/21-6/24			
=====			
808 101-2000	CLAIM ON CASH-CPS/PH WKFORCE	(43,615.46)	
TOTAL 808-CPS/PH WKFORCE 9/21-6/23		(43,615.46)	0.00
CPS/PH INFRAST 4/23-11/27			
=====			
809 101-2000	CLAIM ON CASH-CPS/PH INFRAST 4	0.00	
TOTAL 809-CPS/PH INFRAST 4/23-11/27		0.00	0.00

CASH & INVESTMENTS BY FUND

AS OF: MAY 31ST, 2023

MAY 31ST, 2023

FUND ACCT. NO.	ACCOUNT NAME	CASH	INVESTMENTS
VICTORIA WIC PROGRAM			
=====			
810 101-2000	CLAIM ON CASH-WIC PROGRAM	(95,915.04)	
TOTAL 810-VICTORIA WIC PROGRAM		(95,915.04)	0.00

FLEXIBLE BENEFITS PLAN			
=====			
870 101-2000	CASH-FLEX BEN-DENTAL,LIFE,VSN	27,098.91	
870 101-3000	CASH IN BANK/PROSPERITY BANK	107,629.41	
TOTAL 870-FLEXIBLE BENEFITS PLAN		134,728.32	0.00

LEOSE FUND			
=====			
880 101-2000	CLAIM ON CASH-LEOSE FUND	61,123.19	
TOTAL 880-LEOSE FUND		61,123.19	0.00

TOTAL CASH AND INVESTMENTS		81,011,654.55	15,494,187.15
		=====	=====

*** END OF REPORT ***

Pooled Cash	(39,842,001.33)	15,494,187.15
	<u>41,169,653.22</u>	<u>15,494,187.15</u>

01-011-654-55 +
 01-011-001-00 +
 41-169-653-02 *

0-00 *

FUND	ACCT. NO.	ACCOUNT NAME	CASH	INVESTMENTS	
VICTORIA COUNTY HOSPITAL					31,578,308.42
=====					
820	101-1000	HOSPITAL FUND	31,578,308.42		
820	101-2004	CMC 125 PLAN	179,235.91		179,235.91 +
820	101-2010	CMC BONDS	9,865,455.41		9,865,455.41 +
820	101-3000	CMC ACCTS PAYABLE	417.73		417.73 +
820	101-4000	CMC PAYROLL	49,920.48		49,920.48 +
820	101-4100	CMC MEDICAL PROFESS #214125768	100.00		100.00 +
820	101-4105	CMC MEDICAL PROFESS #217301213	16,231,976.34		16,231,976.34 +
820	101-4200	CMC WEIGHT MANAGEMENT CNTR	634,548.06		634,548.06 +
820	101-4300	CMC HOME HEALTH AGENCY	<u>7,399,273.63</u>		7,399,273.63 +
820	101-5001	ARBORETUM NURSE /REHAB/WINNIE	0.00		102,191.25 +
820	101-5002	MATAGORDA NURSING & REHAB	102,191.23		259,582.48 +
820	101-5003	TWIN PINES NURSING & REHAB	259,582.48		63,134.55 +
820	101-5004	SHADY OAKS NURSING & REHAB	63,134.55		110,119.09 +
820	101-5005	AMISTAD NURSING & REHAB	0.00		793.15 +
820	101-5006	GANADO NURSING & REHAB	110,119.09		398,136.30 +
820	101-5007	CUERO NURSING & REHAB	0.00		399,384.21 +
820	101-5008	STEVENS NURSE & REHAB/HALLETTS	793.15		473,850.02 +
820	101-5009	PORT LAVACA NURSING & REHAB	0.00		342,847.89 +
820	101-5010	SOUTHBROOKE NURSING & REHAB	0.00		357,423.40 +
820	101-5011	WHARTON NURSING & REHAB	0.00		4,934.73 +
820	101-5012	YOAKUM NURSING & REHAB	0.00		2,608.42 +
820	101-5100	CUERO NURSING & REHAB-HUD	398,136.30		2,515,005.47 +
820	101-5105	STEVENS NURSE & REHAB-HUD	399,384.21		65,935,235.93 +
820	101-5110	PORT LAVACA NURSE & REHAB-HUD	473,850.02		69,454,241.45 *
820	101-5115	SOUTHBROOKE NURSE&REHAB-HUD	342,847.89		
820	101-5120	WHARTON NURSING& REHAB-HUD	357,423.40		
820	101-5125	YOAKUM NURSING & REHAB-HUD	0.00		
820	101-5130	MATAGORDA NURSING & REHAB-HUD	4,934.73		
820	101-5135	TWIN PINES NURSING & REHAB-HUD	0.00		
820	101-5140	GANADO NURSING & REHAB-HUD	2,608.42		
820	151-1004	CERTIFICATES OF DEPOSIT		0.00	
820	151-1005	LOCAL GOVT. INVEST. COOP.		0.00	
TOTAL 820-VICTORIA COUNTY HOSPITAL			68,454,241.45	0.00	0.00 *
TOTAL CASH AND INVESTMENTS			68,454,241.45	0.00	
=====					

*** END OF REPORT ***

CD INVESTMENTS GENERAL FUND ISSUER	CUSIP	BROKER	PERIOD ENDING 5/31/2023			SETTLE	MATURE	VKT PRICE	MARKET VALUE
			TERM	% EARN	BOOK VALUE				
FIRST BANK RICHMOND (28533)	319267JS0	MBS	18	2.280%	\$ 246,000.00	5/20/2022	11/20/2023	98.569	\$ 242,479.74
OCEANFIRST BANK NA	67523TAL7	MBS	24	2.050%	\$ 247,000.00	3/30/2022	4/1/2024	97.286	\$ 240,296.42
SAFRA NATIONAL BANK	78658RHU8	MBS	24	2.200%	\$ 247,000.00	4/6/2022	4/8/2024	97.344	\$ 240,439.68
ALLY BANK	02007GPJ6	MBS	24	2.050%	\$ 247,000.00	4/7/2022	4/8/2024	97.219	\$ 240,130.93
FALL RIVER FIVE CENTS SAVINGS BANK	306275BE7	MBS	24	2.260%	\$ 247,000.00	4/18/2022	4/8/2024	97.294	\$ 240,316.18
PRIMEWAY FCU (2131)	741600AP5	MBS	24	2.510%	\$ 249,000.00	5/6/2022	5/6/2024	97.344	\$ 242,386.56
UBS BANK (57565)	90348J3B4	MBS	24	2.910%	\$ 249,000.00	5/11/2022	5/13/2024	97.654	\$ 243,158.46
AMERICAN NATL BANK (26499)	02769QDV8	MBS	24	2.260%	\$ 249,000.00	5/13/2022	5/13/2024	97.052	\$ 241,659.48
JOHN MARSHALL BANK (58243)	47804GHR7	MBS	24	2.560%	\$ 249,000.00	5/13/2022	5/13/2024	97.330	\$ 242,351.70
GREENSTATE CREDIT UNION	39573LBF4	MBS	36	0.470%	\$ 249,000.00	6/3/2021	5/14/2024	95.416	\$ 237,585.84
NEW YORK COMMUNITY BANK	649447UP2	MBS	36	0.360%	\$ 249,000.00	6/3/2021	6/3/2024	95.109	\$ 236,821.41
TRUSTONE FINL CR UN PLYMOUTH	89841MAC1	MBS	36	3.170%	\$ 249,000.00	6/29/2022	7/1/2024	97.591	\$ 243,001.59
UNITED HERITAGE CR	91334AAK9	MBS	18	5.210%	\$ 248,000.00	3/21/2023	9/23/2024	99.803	\$ 247,511.44
MORGAN STANLEY BANK NA	61773TDL4	MBS	30	2.440%	\$ 245,000.00	4/20/2022	10/18/2024	96.015	\$ 235,236.75
BANKERS BANK (23537)	06610RBQ1	MBS	30	2.600%	\$ 247,000.00	5/6/2022	11/6/2024	96.091	\$ 237,344.77
METRO (66364)	59161YAQ9	MBS	30	2.950%	\$ 249,000.00	5/20/2022	11/20/2024	96.491	\$ 240,262.59
CITY NATIONAL BANK (17281)	178180GR0	MBS	24	4.880%	\$ 244,000.00	11/23/2022	11/25/2024	99.315	\$ 242,328.60
ISRAEL DISCOUNT BANK (19977)	465076UD7	MBS	24	4.880%	\$ 244,000.00	11/25/2022	11/25/2024	99.315	\$ 242,328.60
BANKUNITED NA	066519RV3	MBS	36	1.010%	\$ 249,000.00	12/8/2021	12/9/2024	93.631	\$ 233,141.19
CAPITAL ONE NA	14042RQL8	MBS	36	0.850%	\$ 249,000.00	12/8/2021	12/9/2024	93.453	\$ 232,697.97
AMERICAN FRIST CU	02616AAP4	MBS	36	1.070%	\$ 249,000.00	12/30/2021	12/30/2024	93.456	\$ 232,705.44
FIRST NATIONAL BANK OF AMERICA	32110YVB8	MBS	36	0.960%	\$ 249,000.00	12/30/2021	12/30/2024	93.305	\$ 232,329.45
TEXAS EXCHANGE BANK	88241TNG1	MBS	36	1.440%	\$ 249,000.00	2/4/2022	2/4/2025	93.667	\$ 233,230.83
BEAL BANK	07371AWRO	MBS	36	1.330%	\$ 249,000.00	2/9/2022	2/5/2025	93.510	\$ 232,839.90
AMERANT BANK NA	02357QAR8	MBS	36	1.750%	\$ 249,000.00	2/28/2022	2/28/2025	93.938	\$ 233,905.62
AMERICAN EXPRESS NATL BANK	02589ABM3	MBS	36	1.910%	\$ 247,000.00	3/3/2022	3/3/2025	94.186	\$ 232,639.42
BARCLAYS BANK	06740KPE1	MBS	36	1.810%	\$ 247,000.00	3/16/2022	3/17/2025	93.903	\$ 231,940.41
GOLDMAN SACHS BANK USA 6 MONTH CALLABLE	38179M3A9	MBS	36	2.010%	\$ 249,000.00	3/16/2022	3/17/2025	94.205	\$ 234,570.45
LAFAYETTE FEDERAL CU	50625LAY9	MBS	36	2.320%	\$ 249,000.00	3/30/2022	3/31/2025	94.624	\$ 235,613.76
SYNCHRONY BANK	87165FJ47	MBS	36	2.270%	\$ 247,000.00	3/31/2022	3/31/2025	94.574	\$ 233,597.78
POPULAR BANK	73317AAV4	MBS	36	2.220%	\$ 247,000.00	4/6/2022	4/7/2025	94.424	\$ 233,227.28

CD INVESTMENTS GENERAL FUND

PERIOD ENDING 5/31/2023

ISSUER	CUSIP	BROKER	TERM	% EARN	BOOK VALUE	SETTLE	MATURE	VIKT PRICE	MARKET VALUE
BMW BANK OF NA	05580AL85	MBS	36	2.620%	\$ 247,000.00	4/8/2022	4/8/2025	95.129	\$ 234,968.63
JPMORGAN CHASE BANK NA	48128WPG4	MBS	36	2.620%	\$ 247,000.00	4/8/2022	4/8/2025	95.132	\$ 234,976.04
LEADER BANK NA	52168UHY1	MBS	36	2.680%	\$ 246,000.00	4/22/2022	4/22/2025	95.131	\$ 234,022.26
AMERICU	03065QAD0	MBS	36	2.630%	\$ 249,000.00	4/27/2022	4/28/2025	94.970	\$ 236,475.30
DISCOVER BANK (5649)	254673C46	MBS	36	2.980%	\$ 246,000.00	5/4/2022	5/5/2025	95.592	\$ 235,156.32
GENERATIONS BANK	37149CAS6	MBS	36	3.080%	\$ 247,000.00	5/6/2022	5/6/2025	95.750	\$ 236,502.50
CAPITAL ONE BANK USA NT (33954)	14042TGE1	MBS	36	3.220%	\$ 246,000.00	5/18/2022	5/19/2025	95.983	\$ 236,118.18
BRIDGEWATER BANK (58210)	108622MG3	MBS	36	2.880%	\$ 249,000.00	5/18/2022	5/19/2025	95.310	\$ 237,321.90
INSTIUTION FOR SAVINGS (90250)	45780PBL8	MBS	36	3.230%	\$ 247,000.00	5/20/2022	5/20/2025	95.959	\$ 237,018.73
CONNEXUS (66538)	20825WAT7	MBS	36	3.130%	\$ 249,000.00	5/26/2022	5/27/2025	95.733	\$ 238,375.17
CARTER FED CR UN	14622LAC6	MBS	36	3.130%	\$ 247,000.00	6/22/2022	6/23/2025	95.602	\$ 236,136.94
BMO HARRIS BANK NATL	05600XGK0	MBS	36	3.330%	\$ 245,000.00	6/24/2022	6/24/2025	96.027	\$ 235,266.15
MERTRUST FED CR UN	59001PAR0	MBS	36	3.330%	\$ 249,000.00	6/29/2022	6/30/2025	95.961	\$ 238,942.89
MACHIAS SVGS BK	554479EM3	MBS	30	4.330%	\$ 249,000.00	2/9/2023	8/8/2025	97.956	\$ 243,910.44
BANK OF WISCONSIN DELLS (15136)	065847FC4	MBS	34	4.570%	\$ 249,000.00	11/28/2022	9/29/2025	98.417	\$ 245,058.33
SPOKANE TEACHERS CR UN (68203)	849061AA4	MBS	36	5.020%	\$ 248,000.00	11/23/2022	11/24/2025	99.519	\$ 246,807.12
KEMBRA FINAANCIAL (61623)	48836LAX0	MBS	36	5.200%	\$ 248,000.00	11/23/2022	11/24/2025	99.931	\$ 247,828.88
ROGUE CR (68660)	77535MAD5	MBS	36	5.110%	\$ 248,000.00	11/25/2022	11/25/2025	99.765	\$ 247,417.20
AUSTIN TELCO FED CR UN (4584)	052392CD7	MBS	36	5.020%	\$ 248,000.00	11/28/2022	11/28/2025	99.520	\$ 246,809.60
LIBERTY FIRST CR UN	530520AF2	MBS	36	4.570%	\$ 249,000.00	2/3/2023	2/3/2026	98.292	\$ 244,747.08
FIRST UTD BK &TR	33742CCQ8	MBS	36	4.350%	\$ 249,000.00	3/8/2023	2/9/2026	97.659	\$ 243,170.91
SANDY SPRINGS BK	800364EX5	MBS	36	4.930%	\$ 244,000.00	3/14/2023	3/16/2026	99.289	\$ 242,265.16
				3.66%	13,129,000.00			96.292	\$ 12,647,375.97

INTEREST	MONTH	YEAR TO DATE
	\$ 44,334.68	\$ 148,320.71

INTEREST EARNED STATEMENT
MAY 2023

FUND	FUND NAME	2019	2020	2021	2022	2023 YR TO DATE
100	GENERAL FUND	587,193.96	394,512.17	213,100.70	285,889.05	223,715.92
200	ROAD & BRIDGE FUND	107,701.21	29,957.88	6,641.81	15,701.66	8,850.89
700	DEBT SERVICE	16,599.52	5,297.82	1,339.85	3,359.84	2,261.21
770	CAPITAL PROJECTS	0.00	0.00	0.00	0.00	0.00
	Sub-Total Budgeted Funds	711,494.69	429,767.87	221,082.36	304,950.55	234,828.02
119	CLERK'S ARCHIVE	4809.15	1,339.90	605.35	1342.52	570.85
150	TAX SALES	552.17	188.95	124.87	244.81	16.96
190	AMERICAN RESCUE PLAN	0.00	0.00	13881.20	31872.26	17,836.10
231	JUVENILE PROBATION	0.00	26.58	49.22	1252.59	19.29
240	DRUG COURTS PROGRAM	364.14	90.63	1.40	0.80	0.18
300	CDA PROCESSING FEE	113.51	56.08	14.61	15.05	126.90
310	4-H ACTIVITY CENTER	162.21	41.40	11.65	19.50	9.41
320	AIRPORT DRAFTING	351.11	2,580.64	1167.37	1203.47	0.00
321	AIRPORT	4517.73	0.00	0.00	1869.60	1,868.84
323	AIRPORT CAPITAL PROJ				1870.86	185.94
330	SPECIAL SERVICE	9179.04	2,006.11	1319.83	1502.56	1,289.41
338	GCRP 911	275.60	459.94	136.95	61.59	28.28
360	SHERIFF'S FORFEITURE	9444.59	2,569.35	1080.27	2214.08	1,341.59
361	SHERIFF'S DONATION	6.08	1.50	0.45	3.42	79.98
362	SHERIFF'S DOJ	6544.45	1,712.99	249.02	351.44	483.80
370	CDA CONTRABAND FORFEIT.	14327.42	4,629.56	1618.38	2966.49	1,514.72
371	CDA DOJ EQUITABLE SHARE	23.69	6.32	1.94	3.58	1.79
372	SHERIFF DOT FED FORFEIT	2241.60	1,556.92	473.78	838.22	575.94
380	SHERIFF COMMISSARY	5771.00	1,516.82	745.34	1940.85	1,199.04
390	JUVENILE COMMISSARY	155.19	42.12	13.26	25.34	12.98
410	HEALTH INSURANCE	2826.58	520.89	568.44	598.28	264.30
450	ELECTION ADMINISTRATOR	603.90	112.79	61.77	183.85	58.49
454	HAVA SECURITY GRANT	0.00	8.79	30.10	31.55	5.31
455	HELP AMERICA VOTE GRANT	0.00	23.10	0.38	0.00	0.00
499	TAX ASSESSOR SPECIAL	12336.30	2,132.62	1260.92	2459.76	252.50
500	HISTORICAL COMMISSION	465.73	115.82	34.02	54.14	6.18
771	LONG TERM RENO RETAIN	0.00	47.36	9.34	3383.55	0.00
800	HEALTH DEPT DRAFTING	344.06	134.86	715.64	2182.47	769.66
870	FLEXIBLE BENEFIT PLAN	1462.81	452.24	173.12	348.37	185.55
820	HOSPITAL	660159.66	218,255.08	82631.45	131543.00	52,821.26
820	CMC 125 PLAN	3574.47	919.23	313.85	672.97	324.61
830	CMC ACCOUNTS PAYABLE	21179.25	6,180.52	2,125.49	3,946.71	2,124.91
840	CMC PAYROLL	8995.36	2,510.40	663.68	909.61	1,006.88
820	CMC MEDICAL PROFESSIONAL	150498.80	28,373.70	24,229.22	40,175.63	21,292.22
820	CMC HOME HEALTH	45408.24	17,674.68	8,558.03	19,645.68	11,701.14
820	CMC WEIGHT MGMT	9384.11	2,669.80	917.83	1,833.05	1,031.42
820	CMC NURSING HOMES	31354.07	8,031.76	1,875.77	3,321.15	1,590.19
950	NAVIGATION DISTRICT	145379.51	43,977.79	9,119.29	10,981.52	1,250.32
950	NAVIG CONSTRUCTION 2012A	0.23	0.00	0.00	0.00	0.00
950	NAVIG. 2015 CONST INT&SINK	78476.12	6,262.51	1,331.82	1,260.98	954.83
950	NAVIG 2012A/B INT& SINKING	9613.21	3,205.40	584.43	1,475.70	1,120.33
950	NAVIG. INTEREST & SINKING	2.84	0.00	0.00	0.00	0.00
	TOTAL	1,952,398.62	790,203.02	377,781.84	579,557.55	358,750.12