



MINUTES OF COUNTY FINANCES  
TREASURER'S REPORT  
MONTHLY-OCTOBER 2023


IN THE MATTER OF COUNTY FINANCES  
IN THE HANDS OF PAIGE FOSTER  
TREASURER OF VICTORIA COUNTY, TEXAS

COMMISSIONERS' COURT  
VICTORIA COUNTY, TEXAS  
IN SPECIAL SESSION  
REGULAR TERM  
NOVEMBER 2023

IN ACCORDANCE with Section 114.026, Local Government Code, we, the undersigned, constituting the entire Commissioners Court of said County, certify that on the 27TH day of November 2023, at the Special Session of a Regular Term of Court. We compared and examined the monthly report of Paige Foster, Treasurer of Victoria County, Texas, for October 2023, and finding the same correct, entered an order in the Minutes approving said Report, which states total cash and investments on hand as \$117,292,384.43

  
Ben Zeller, County Judge


  
Danny Garcia, Commissioner Pct. 1

  
Jason Ohrt, Commissioner Pct. 2

  
Gary Burns, Commissioner Pct. 3



  
Kenneth Sexton, Commissioner Pct. 4

SWORN TO AND SUBSCRIBED BEFORE ME, by Ben Zeller, County Judge, and County Commissioners of said Victoria County, each respectively, on this the 27TH day of November, A.D., 2023.

  
Attest: Heidi Easley, County Clerk

FILED FOR RECORD THIS 27<sup>th</sup> Day of November A.D. 2023, and recorded on the 27<sup>th</sup> day of November, A.D. 2023.



  
Heidi Easley, County Clerk and  
Ex-Officio Clerk of the Commissioners  
Court in and for Victoria County, Texas.  
By:   
Deputy **Stefanie Tumlinson**



**MONTHLY REPORT OF**

PAIGE FOSTER, COUNTY TREASURER

VICTORIA COUNTY, TEXAS

**FOR THE MONTH OF OCTOBER 2023**

This report, presented for the approval of the Commissioners' Court, in accordance with Vernon's Texas Codes Annotated, Local Government Code, and Section 83.002 (a) (3), and Title 10, Chapter 2256, Government Code (Public Funds Investment Act), is true and correct to the best of my knowledge and belief, according to the records of this office.

A handwritten signature in cursive script, reading "Paige Foster", is written over a horizontal line.

PAIGE FOSTER  
COUNTY TREASURER

CASH & INVESTMENTS BY FUND

AS OF: OCTOBER 31ST, 2023 OCTOBER 31ST, 2023

FUND ACCT. NO.	ACCOUNT NAME	CASH	INVESTMENTS
TOTAL CASH AND INVESTMENTS		43,565,326.37 =====	29,275,791.83 =====

\*\*\* END OF REPORT \*\*\*

Pooled Cash	(20,591,535.70)	29,275,791.83
	<u>22,973,790.67</u>	<u>29,275,791.83</u>

	0.00 *		
	0.00 *		
	43,565,326.37 +		22,221,350.42 +
	20,591,535.70 -		7,054,641.61 +
	22,973,790.67 *		29,275,791.83 *
<i>Cash</i>	0.00 *		0.00 *
	0.00 *	<i>Invest</i>	0.00 *

FUND	ACCT. NO.	ACCOUNT NAME	CASH	INVESTMENTS
<b>POOLED CASH - APCA</b>				
=====				
001	101-2000	POOLED CASH	20,591,535.70	
001	101-2005	POOLED CASH-PAYROLL	0.00	
TOTAL 001-POOLED CASH - APCA			20,591,535.70	0.00
-----				
<b>GENERAL FUND</b>				
=====				
100	101-2000	CLAIM ON CASH-GENERAL FUND	2,467,084.90	
100	101-3000	VC CREDIT CARD CLEARING ACCT	116,968.30	
100	151-1003	CERTIFICATE OF DEPOSIT		13,125,000.00
100	151-1005	LOCAL GOVT. INVEST. COOP.		2,419,384.62
100	151-1007	TEXAS COOPERATIVE LIQUID ASSET		6,676,965.80
TOTAL 100-GENERAL FUND			2,584,053.20	22,221,350.42
-----				
<b>EMERGENCY MGMT</b>				
=====				
108	101-2000	CLAIM ON CASH-EMER MGMT	( 449,848.18)	
TOTAL 108-EMERGENCY MGMT			( 449,848.18)	0.00
-----				
<b>LEPC FUND</b>				
=====				
109	101-2000	CLAIM ON CASH-LEPC	17,768.56	
TOTAL 109-LEPC FUND			17,768.56	0.00
-----				
<b>J. P. SPECIAL FUND</b>				
=====				
110	101-2000	CLAIM ON CASH-J.P. SPECIAL FD	673.15	
TOTAL 110-J.P. SPECIAL FUND			673.15	0.00
-----				
<b>COURT-INITIATED GUARDIANS</b>				
=====				
117	101-2000	CLAIM ON CASH-COURT INITIATED	8,218.27	
TOTAL 117-COURT-INITIATED GUARDIANS			8,218.27	0.00
-----				

## CASH &amp; INVESTMENTS BY FUND

AS OF: OCTOBER 31ST, 2023      OCTOBER 31ST, 2023

FUND ACCT. NO.	ACCOUNT NAME	CASH	INVESTMENTS
<b>COUNTY JURY FUND</b>			
=====			
118 101-2000	CLAIM ON CASH-COUNTY JURY FUND	1,672.09	
		-----	-----
TOTAL 118-COUNTY JURY FUND		1,672.09	0.00
		-----	-----
<b>CO CLERK ARCHIVE FEE FD</b>			
=====			
119 101-2000	CLAIM ON CASH-CO CLK ARCHIVE	324,460.97	
		-----	-----
TOTAL 119-CO CLERK ARCHIVE FEE FD		324,460.97	0.00
		-----	-----
<b>RECORDS MANAGEMENT FUND</b>			
=====			
120 101-2000	CLAIM ON CASH-RECORD MGMT	257,475.22	
		-----	-----
TOTAL 120-RECORDS MANAGEMENT FUND		257,475.22	0.00
		-----	-----
<b>COURTHOUSE SECURITY FUND</b>			
=====			
121 101-2000	CLAIM ON CASH-CRTHSE SECURITY	131,175.53	
		-----	-----
TOTAL 121-COURTHOUSE SECURITY FUND		131,175.53	0.00
		-----	-----
<b>JUSTICE CT BLDG SECURITY</b>			
=====			
122 101-2000	CLAIM ON CASH-JP CRT BLD SECUR	30,103.98	
		-----	-----
TOTAL 122-JUSTICE CT BLDG SECURITY		30,103.98	0.00
		-----	-----
<b>DIST. CLERK RECORDS MGMT</b>			
=====			
123 101-2000	CLAIM ON CASH-DIST CLK REC MGT	48,543.48	
		-----	-----
TOTAL 123-DIST. CLERK RECORD MGMT		48,543.48	0.00
		-----	-----
<b>CO CLERK OF THE COURT</b>			
=====			
124 101-2000	CLAIM ON CASH-CO CLERK OF COUR	87,391.05	
		-----	-----
TOTAL 124-CO CLERK OF THE COURT		87,391.05	0.00
		-----	-----

## CASH &amp; INVESTMENTS BY FUND

AS OF: OCTOBER 31ST, 2023      OCTOBER 31ST, 2023

FUND ACCT. NO.	ACCOUNT NAME	CASH	INVESTMENTS
<b>DIST CLERK OF THE COURT</b>			
=====			
125 101-2000	CLAIM ON CASH-DIST CLRK OF CRT	71,279.37	
		-----	-----
	TOTAL 125-DIST CLERK OF THE COURT	71,279.37	0.00
		-----	-----
<b>COURT REPORTER SERVICE</b>			
=====			
126 101-2000	CLAIM ON CASH-CRT REPORTER SRV	36,931.68	
		-----	-----
	TOTAL 126-COURT REPORTER SERVICE	36,931.68	0.00
		-----	-----
<b>COURT FACILITY FEE FUND</b>			
=====			
127 101-2000	CLAIM ON CASH-CRT FACILITY FEE	52,821.98	
		-----	-----
	TOTAL 127-COURT FACILITY FEE FUND	52,821.98	0.00
		-----	-----
<b>CDBG-DR LOCAL BUYOUT</b>			
=====			
128 101-2000	CLAIM ON CASH-CDBG-DR LOCAL BU	0.00	
		-----	-----
	TOTAL 128-CDBG-DR LOCAL BUYOUT	0.00	0.00
		-----	-----
<b>LANGUAGE ACCESS FUND</b>			
=====			
129 101-2000	CLAIM ON CASH-LANGUAGE ACCESS	18,399.82	
		-----	-----
	TOTAL 129-LANGUAGE ACCESS FUND	18,399.82	0.00
		-----	-----
<b>PATRIOT PARK DONATION FD</b>			
=====			
140 101-2000	CLAIM ON CASH-PATRIOT PRK DON	3,001.56	
		-----	-----
	TOTAL 140-PATRIOT PARK DONATION FD	3,001.56	0.00
		-----	-----
<b>OPIOID SETTLEMENT FUND</b>			
=====			
145 101-2000	CLAIM ON CASH-OPIOID SETTLEMEN	163,516.95	
		-----	-----
	TOTAL 145-OPIOID SETTLEMENT FUND	163,516.95	0.00
		-----	-----

CASH & INVESTMENTS BY FUND

AS OF: OCTOBER 31ST, 2023 OCTOBER 31ST, 2023

FUND	ACCT. NO.	ACCOUNT NAME	CASH	INVESTMENTS
<b>SHERIFF'S SPECIAL FUND</b>				
=====				
150	101-2000	CLAIM ON CASH-SHERIFFS SPECIAL	42,949.45	
150	101-3000	PROPERTY TAX SALE ACCOUNT	57.63	
TOTAL 150-SHERIFF'S SPECIAL FUND			43,007.08	0.00
-----				
<b>CONSTABLE'S SPECIAL FUND</b>				
=====				
155	101-2000	CLAIM ON CASH-CONSTABLES SPEC	0.00	
TOTAL 155-CONSTABLE'S SPECIAL FUND			0.00	0.00
-----				
<b>CLERK'S SPECIAL FUND</b>				
=====				
160	101-2000	CLAIM ON CASH-CLERKS SPECIAL	10.00	
TOTAL 160-CLERK'S SPECIAL FUND			10.00	0.00
-----				
<b>AMERICAN RESCUE PLAN</b>				
=====				
190	101-2000	CLAIM ON CASH-AMERICAN RESCUE	8,137,895.56	
TOTAL 190-AMERICAN RESCUE PLAN			8,137,895.56	0.00
-----				
<b>DR-4586 2021 WINTER WEATH</b>				
=====				
191	101-2000	CLAIM ON CASH-DR-4586 2021 WIN	0.00	
TOTAL 191-DR-4586 2021 WINTER WEATH			0.00	0.00
-----				
<b>COVID19</b>				
=====				
192	101-2000	CLAIM ON CASH-COVID19	648,044.98	
TOTAL 192-COVID19			648,044.98	0.00
-----				
<b>GULF/MEXICO ENERGY SEC</b>				
=====				
195	101-2000	CLAIM ON CASH-GULF MEXICO ENGY	743,648.43	
TOTAL 195-GULF/MEXICO ENERGY SEC.			743,648.43	0.00
-----				

CASH & INVESTMENTS BY FUND

AS OF: OCTOBER 31ST, 2023      OCTOBER 31ST, 2023

FUND	ACCT. NO.	ACCOUNT NAME	CASH	INVESTMENTS
<b>FEMA HAZARD MIT FUND</b>				
=====				
197	101-2000	CLAIM ON CASH-FEMA HAZARD MIT	( 294,728.85)	
			-----	-----
TOTAL 197- FEMA HAZARD MIT. FD			( 294,728.85)	0.00
			-----	-----
<b>HURRICANE HARVEY DR#4332</b>				
=====				
198	101-2000	CLAIM ON CASH-HURRICANE HARVEY	( 49,995.00)	
198	101-3000	CLAIM ON CASH/GRANT FUND	0.00	
			-----	-----
TOTAL 198-HURRICANE HARVEY DR#4332			( 49,995.00)	0.00
			-----	-----
<b>TXDOT MCCOY RD RECONST</b>				
=====				
199	101-2000	CLAIM ON CASH-TXDOT MCCOY RD	332,518.55	
			-----	-----
TOTAL 199-TXDOT MCCOY RD RECONST			332,518.55	0.00
			-----	-----
<b>ROAD AND BRIDGE FUND/PCT</b>				
=====				
201	101-2000	CLAIM ON CASH-R&B PCT #1	495,840.06	
			-----	-----
TOTAL 201-ROAD & BRIDGE FUND PCT 1			495,840.06	0.00
			-----	-----
<b>ROAD AND BRIDGE FUND/PCT</b>				
=====				
202	101-2000	CLAIM ON CASH-R&B PCT #2	1,266,502.39	
			-----	-----
TOTAL 202-ROAD & BRIDGE FUND PCT 2			1,266,502.39	0.00
			-----	-----
<b>ROAD AND BRIDGE FUND/PCT</b>				
=====				
203	101-2000	CLAIM ON CASH-R&B PCT #3	868,973.00	
			-----	-----
TOTAL 203-ROAD & BRIDGE FUND PCT 3			868,973.00	0.00
			-----	-----
<b>ROAD AND BRIDGE FUND/PCT</b>				
=====				
204	101-2000	CLAIM ON CASH-R&B PCT #4	782,200.00	
			-----	-----
TOTAL 204-ROAD & BRIDGE FUND PCT 4			782,200.00	0.00
			-----	-----



## CASH &amp; INVESTMENTS BY FUND

AS OF: OCTOBER 31ST, 2023      OCTOBER 31ST, 2023

FUND ACCT. NO.	ACCOUNT NAME	CASH	INVESTMENTS
<b>CTIF GRANT FUND</b>			
=====			
210 101-2000	CLAIM ON CASH-CTIF	0.00	
		-----	-----
TOTAL 210-CTIF GRANT FUND		0.00	0.00
		-----	-----
<b>CAPITAL CREDITS FUND</b>			
=====			
215 101-2000	CLAIM ON CASH-CAPITAL CREDITS	152,568.80	
		-----	-----
TOTAL 215-CAPITAL CREDITS FUND		152,568.80	0.00
		-----	-----
<b>JUVENILE RESTITUTION</b>			
=====			
221 101-2000	CLAIM ON CASH-JUVEN.RESTITUT.	1,462.85	
		-----	-----
TOTAL 221-JUVENILE RESTITUTION		1,462.85	0.00
		-----	-----
<b>JUVENILE PROBATION FUND</b>			
=====			
231 101-2000	CLAIM ON CASH-JUVEN PROBAT.	448,365.04	
		-----	-----
TOTAL 231-JUVENILE PROBATION FD		448,365.04	0.00
		-----	-----
<b>DRUG COURTS PROGRAMS</b>			
=====			
240 101-2000	CLAIM ON CASH-DRUG CRT PROG	368.31	
		-----	-----
TOTAL 240-DRUG COURTS PROGRAM		368.31	0.00
		-----	-----
<b>24TH JUDICIAL DIST PROB</b>			
=====			
241 101-2000	CLAIM ON CASH-24 JUD DIST PROB	0.00	
		-----	-----
TOTAL 241-24TH JUDICIAL DIST. PROB		0.00	0.00
		-----	-----
<b>COUNTY SPECIALTY COURT</b>			
=====			
245 101-2000	CLAIM ON CASH-CNTY SPECIALTY	2,676.69	
		-----	-----
TOTAL 245-COUNTY SPECIALTY COURT		2,676.69	0.00
		-----	-----

CASH & INVESTMENTS BY FUND

AS OF: OCTOBER 31ST, 2023      OCTOBER 31ST, 2023

FUND	ACCT. NO.	ACCOUNT NAME	CASH	INVESTMENTS
<b>LOCAL TRUANCY PREVENTION</b>				
=====				
280	101-2000	CLAIM ON CASH-LOCAL TRUANCY	38,557.88	
			-----	-----
		TOTAL 280-LOCAL TRUANCY PREVENTIONS	38,557.88	0.00
			-----	-----
<b>JUSTICE TECHNOLOGY FUND</b>				
=====				
281	101-2000	CLAIM ON CASH-JUSTICE TECH.	4,208.80	
			-----	-----
		TOTAL 281-JUSTICE TECHNOLOGY FD.	4,208.80	0.00
			-----	-----
<b>FAMILY PROTECTION FEE FD</b>				
=====				
282	101-2000	CLAIM ON CASH-FAM PROTECT FEE	1,770.53	
			-----	-----
		TOTAL 282-FAMILY PROTECTION FEE FD	1,770.53	0.00
			-----	-----
<b>CO/DIST TECHNOLOGY FD</b>				
=====				
283	101-2000	CLAIM ON CASH-CO/DIST TECHNOL	12,390.66	
			-----	-----
		TOTAL 283-CO/DIST TECHNOLOGY FD	12,390.66	0.00
			-----	-----
<b>CHILD ABUSE PREVENTION</b>				
=====				
286	101-2000	CLAIM ON CASH-CHILD ABUSE PRV	288.55	
			-----	-----
		TOTAL 286-CHILD ABUSE PREVENTION	288.55	0.00
			-----	-----
<b>RURAL SALARY ASSISTANCE G</b>				
=====				
288	101-2000	CLAIM ON CASH-RURAL SALARY ASS	0.00	
			-----	-----
		TOTAL 288-RURAL SALARY ASSISTANCE G	0.00	0.00
			-----	-----
<b>CDA PROCESSING FEE FUND</b>				
=====				
300	101-2000	CLAIM ON CASH-CDA PROCESS FEE	8,532.40	
			-----	-----
		TOTAL 300-CDA PROCESSING FEE FUND	8,532.40	0.00
			-----	-----

CASH & INVESTMENTS BY FUND

AS OF: OCTOBER 31ST, 2023 OCTOBER 31ST, 2023

FUND ACCT. NO.	ACCOUNT NAME	CASH	INVESTMENTS
<b>BOND FORFEITURE COMM</b>			
=====			
301 101-2000	CLAIM ON CASH-BOND FORFEITURE	38,401.31	
		-----	-----
	TOTAL 301-BOND FORFEITURE COMM	38,401.31	0.00
		-----	-----
<b>CDA STATE JUDICIARY FUND</b>			
=====			
302 101-2000	CLAIM ON CASH-CDA STATE JUD.	4,667.03	
		-----	-----
	TOTAL 302-CDA STATE JUDICIARY FUND	4,667.03	0.00
		-----	-----
<b>PRETRIAL INTERVENTION</b>			
=====			
303 101-2000	CLAIM ON CASH-PRETRIAL INTERV	69,342.92	
		-----	-----
	TOTAL 303-PRETRIAL INTERVENTION	69,342.92	0.00
		-----	-----
<b>VICTORIA CNTY CARE COURT</b>			
=====			
304 101-2000	CLAIM ON CASH-CARE COURT	3,276.91	
		-----	-----
	TOTAL 304-VICTORIA CNTY CARE COURT	3,276.91	0.00
		-----	-----
<b>CDA VICTIMS ASSISTANCE GR</b>			
=====			
305 101-2000	CLAIM ON CASH-CDA VICTIMS ASST	( 12,966.00)	
		-----	-----
	TOTAL 305-CDA VICTIMS ASSIST GRANT	( 12,966.00)	0.00
		-----	-----
<b>VICTIM COORD/LIASON GNT</b>			
=====			
306 101-2000	CLAIM ON CASH-SO VICT COORD	( 10,755.72)	
		-----	-----
	TOTAL 306-VICTIM COORD/LIASON GNT	( 10,755.72)	0.00
		-----	-----
<b>SCAAP PROGRAM</b>			
=====			
307 101-2000	CLAIM ON CASH-SCAAP PROGRAM	0.00	
		-----	-----
	TOTAL 307-SCAAP PROGRAM	0.00	0.00
		-----	-----

CASH & INVESTMENTS BY FUND

AS OF: OCTOBER 31ST, 2023      OCTOBER 31ST, 2023

FUND	ACCT. NO.	ACCOUNT NAME	CASH	INVESTMENTS
<b>TEXAS VINE GRANT</b>				
=====				
308	101-2000	CLAIM ON CASH-TX VINE GRANT	( 4,376.30)	
			-----	-----
		TOTAL 308-TEXAS VINE GRANT	( 4,376.30)	0.00
			-----	-----
<b>4/H ACTIVITY CENTER</b>				
=====				
310	101-2000	CLAIM ON CASH-4/H ACTIVITY CNT	5,769.56	
			-----	-----
		TOTAL 310-4/H ACTIVITY CENTER	5,769.56	0.00
			-----	-----
<b>AIRPORT FUND</b>				
=====				
321	101-2000	CLAIM ON CASH-AIRPORT FUND	388,561.04	
321	101-3000	CASH IN BANK/AIRPORT DRAFTING	871,102.45	
321	151-1000	TREASURY BILLS		0.00
321	151-1001	TEXPOOL INVESTMENTS		0.00
321	151-1005	LOCAL GOVT. INVEST COOP		0.00
			-----	-----
		TOTAL 321-AIRPORT FUND	1,259,663.49	0.00
			-----	-----
<b>AIRPORT GRANT FUND</b>				
=====				
322	101-2000	CLAIM ON CASH-AIRPORT GRANT	( 19,153.00)	
			-----	-----
		TOTAL 322-AIRPORT GRANT FUND	( 19,153.00)	0.00
			-----	-----
<b>AIRPORT CAPITAL PROJECTS</b>				
=====				
323	101-2000	CLAIM ON CASH-AIRP CAPITAL PRO	893.71	
			-----	-----
		TOTAL 323-AIRPORT CAPITAL PROJECTS	893.71	0.00
			-----	-----
<b>SPECIAL SERVICE FUND</b>				
=====				
330	101-2000	CLAIM ON CASH-SPECIAL SERVICE	826,574.00	
			-----	-----
		TOTAL 330-SPECIAL SERVICE FUND	826,574.00	0.00
			-----	-----

CASH & INVESTMENTS BY FUND

AS OF: OCTOBER 31ST, 2023      OCTOBER 31ST, 2023

FUND ACCT. NO.	ACCOUNT NAME	CASH	INVESTMENTS
<b>JAG-REG TASK FORCE APPREH</b>			
=====			
331 101-2000	CLAIM ON CASH-JAG REG TASK FOR	0.00	
		-----	-----
	TOTAL 331-JAG-REG TASK FORCE APPREH	0.00	0.00
		-----	-----
<b>OOG FY 2020 CESF</b>			
=====			
332 101-2000	CLAIM ON CASH-OOG FY2020 CESF	0.00	
		-----	-----
	TOTAL 332-OOG FY 2020 CESF	0.00	0.00
		-----	-----
<b>BJA FY 2020 CESF</b>			
=====			
333 101-2000	CLAIM ON CASH-BJA FY 2020 CESF	0.00	
		-----	-----
	TOTAL 333-BJA FY 2020 CESF	0.00	0.00
		-----	-----
<b>SWB RURAL LAW ENFORCEMENT</b>			
=====			
334 101-2000	CLAIM ON CASH-SWB RURAL LAW EN	0.00	
		-----	-----
	TOTAL 334-SWB RURAL LAW ENFORCEMENT	0.00	0.00
		-----	-----
<b>OPERATION LONE STAR GRANT</b>			
=====			
335 101-2000	CLAIM ON CASH-OPERATION LONE S	( 306,515.23)	
		-----	-----
	TOTAL 335-OPERATION LONE STAR GRANT	( 306,515.23)	0.00
		-----	-----
<b>STONEGARDEN GRANT</b>			
=====			
336 101-2000	CLAIM ON CASH-STONEGARDEN GNT	( 61,895.70)	
		-----	-----
	TOTAL 336-STONEGARDEN 2010SST0-0008	( 61,895.70)	0.00
		-----	-----
<b>JAG-LESS LETHAL FORCE</b>			
=====			
337 101-2000	CLAIM ON CASH-JAG LESS LETHAL	0.00	
		-----	-----
	TOTAL 337-JAG-LESS LETHAL FORCE	0.00	0.00
		-----	-----

CASH & INVESTMENTS BY FUND

AS OF: OCTOBER 31ST, 2023 OCTOBER 31ST, 2023

FUND	ACCT. NO.	ACCOUNT NAME	CASH	INVESTMENTS
CLICK IT OR TICKET				
=====				
338	101-2000	CLAIM ON CASH-GCRPC 9-1-1	17,553.58	
			-----	-----
		TOTAL 338-GCRPC - 9-1-1 ALLOCATION	17,553.58	0.00
			-----	-----
BYRNE JAG PROGRAM				
=====				
339	101-2000	CLAIM ON CASH-BYRNE JAG PROG	( 12,620.00)	
			-----	-----
		TOTAL 339-BYRNE JAG PROGRAM	( 12,620.00)	0.00
			-----	-----
HIGH INTENSITY DRUG TRAF				
=====				
340	101-2000	CLAIM ON CASH-HIGH INTENSITY	( 38,397.65)	
			-----	-----
		TOTAL 340-HIGH INTENSITY DRUG TRAFF	( 38,397.65)	0.00
			-----	-----
BODY WORN CAMERA PROG				
=====				
342	101-2000	CLAIM ON CASH-BODY WORN CAMERA	0.00	
			-----	-----
		TOTAL 342-BODY WORN CAMERA PROG	0.00	0.00
			-----	-----
RIFLE REST BODY ARM GNT				
=====				
343	101-2000	CLAIM ON CASH-RIFLE RESIT BODY	0.00	
			-----	-----
		TOTAL 343-RIFLE RESIT BODY ARMOR GN	0.00	0.00
			-----	-----
FIREFIGHTERS GRANT				
=====				
344	101-2000	CLAIM ON CASH-FIREFIGHTERS GNT	0.00	
			-----	-----
		TOTAL 344-FIREFIGHTERS GRANT	0.00	0.00
			-----	-----
FERAL HOG GRANT				
=====				
345	101-2000	CLAIM ON CASH-FERAL HOG GRANT	0.00	
			-----	-----
		TOTAL 345-FERAL HOG GRANT	0.00	0.00
			-----	-----

CASH & INVESTMENTS BY FUND

AS OF: OCTOBER 31ST, 2023 OCTOBER 31ST, 2023

FUND	ACCT. NO.	ACCOUNT NAME	CASH	INVESTMENTS
<b>TXCDBG WCID1 BLOOMINGTON</b>				
=====				
346	101-2000	CLAIM ON CASH-WCID1 BLOOMING	0.00	
TOTAL 346-TXCDBG GNT-WCID1 BLOOM.			0.00	0.00
<b>TXCDBG WCID2 PLACEDO</b>				
=====				
347	101-2000	CLAIM ON CASH-WCID2 PLACEDO	( 3,025.00)	
TOTAL 347-TXCDBG GNT- WCID2 PLACEDO			( 3,025.00)	0.00
<b>CDBG HURRICANE HARVEY DR</b>				
=====				
348	101-2000	CLAIM ON CASH-CDBG HUR HARVEY	( 82,533.80)	
TOTAL 348-CDBG HURRICANE HARVEY DR			( 82,533.80)	0.00
<b>CDBG-MIT MOD GRANT</b>				
=====				
349	101-2000	CLAIM ON CASH-CDBG-MIT MOD GRA	0.00	
TOTAL 349-CDBG-MIT MOD GRANT			0.00	0.00
<b>STATE FEE ACCOUNT</b>				
=====				
350	101-2000	CLAIM ON CASH-STATE FEE FD	59,362.90	
TOTAL 350-STATE FEE ACCOUNT			59,362.90	0.00
<b>PESC MENTAL HEALTH DEPUTY</b>				
=====				
355	101-2000	CLAIM ON CASH-PESC MENTAL HLTH	( 3,731.41)	
TOTAL 355-PESC MENTAL HEALTH DEPUTY			( 3,731.41)	0.00
<b>MENTAL HLTH PEACE OFF FD</b>				
=====				
356	101-2000	CLAIM ON CASH-MENTAL SO/GB	( 68,218.55)	
TOTAL 356-MENTAL HEALTH PEACE OFF			( 68,218.55)	0.00

## CASH &amp; INVESTMENTS BY FUND

AS OF: OCTOBER 31ST, 2023      OCTOBER 31ST, 2023

FUND	ACCT. NO.	ACCOUNT NAME	CASH	INVESTMENTS
<b>BISD SCHOOL RESOURCE OFF</b>				
=====				
358	101-2000	CLAIM ON CASH-BISD SCHL RESOUR	( 6,111.95)	
TOTAL 358-BISD SCHOOL RESOURCE OFF			( 6,111.95)	0.00
<b>BULLET RESISTANT SHIELD</b>				
=====				
359	101-2000	CLAIM ON CASH-BULLET RESIS SHI	0.00	
TOTAL 359-BULLET RESISTANT SHIELD			0.00	0.00
<b>SHERIFF'S FORFEITURE FD</b>				
=====				
360	101-2000	CLAIM ON CASH-SHERIFF FORFEIT	978,937.78	
360	151-1001	TEXPOOL INVESTMENTS		0.00
360	151-1005	LOCAL GOVT. INVEST. COOP.		0.00
TOTAL 360-SHERIFF'S FORFEITURE FUND			978,937.78	0.00
<b>SHERIFF'S DONATION FUND</b>				
=====				
361	101-2000	CLAIM ON CASH-SHERIFF DONATION	313.56	
TOTAL 361-SHERIFF'S DONATION FUND			313.56	0.00
<b>SHER DOJ FEDERAL FORFEIT</b>				
=====				
362	101-2000	CLAIM ON CASH-SO DOJ FED FORFE	253,333.90	
TOTAL 362-SHERIFF DOJ FED. FORFEIT.			253,333.90	0.00
<b>CDA CONTRABAND FORFEITURE</b>				
=====				
370	101-2000	CLAIM ON CASH-CDA CONTRA FORF	1,054,334.93	
370	151-1005	LOCAL GOVT. INVEST. COOP.		0.00
TOTAL 370-CDA CONTRABAND FORFEITURE			1,054,334.93	0.00
<b>CDA DOJ EQUITABLE SHARE</b>				
=====				
371	101-2000	CLAIM ON CASH-CDA DOJ EQUIT	1,118.67	
TOTAL 371-CDA DOJ EQUITABLE SHARE			1,118.67	0.00



CASH & INVESTMENTS BY FUND

AS OF: OCTOBER 31ST, 2023 OCTOBER 31ST, 2023

FUND	ACCT. NO.	ACCOUNT NAME	CASH	INVESTMENTS
<b>SHERIFF DOT FEDERAL FORF</b>				
=====				
372	101-2000	CLAIM ON CASH-SO DOT FED FORF.	475,887.98	
			-----	-----
		TOTAL 372-SHERIFF DOT FEDERAL FORF	475,887.98	0.00
			-----	-----
<b>SHERIFF COMMISSARY FUND</b>				
=====				
380	101-2000	CLAIM ON CASH-SHER. COMMISSARY	840,335.06	
			-----	-----
		TOTAL 380-SHERIFF COMMISSARY FUND	840,335.06	0.00
			-----	-----
<b>JUVENILE COMMISSARY FUND</b>				
=====				
390	101-2000	CLAIM ON CASH-JUV COMMISSARY	8,163.63	
			-----	-----
		TOTAL 390-JUVENILE COMMISSARY FUND	8,163.63	0.00
			-----	-----
<b>NATIONAL SCHOOL LUNCH PRG</b>				
=====				
392	101-2000	CLAIM ON CASH-NSLP	( 27,418.62)	
			-----	-----
		TOTAL 392-NATIONAL SCHOOL LUNCH PRG	( 27,418.62)	0.00
			-----	-----
<b>VISD SRO REIMBURSEMENT</b>				
=====				
395	101-2000	CLAIM ON CASH-VISD SRO REIMB	( 53,596.94)	
			-----	-----
		TOTAL 395-VISD SRO REIMBURSEMENT	( 53,596.94)	0.00
			-----	-----
<b>HEALTH INSURANCE FUND</b>				
=====				
410	101-2000	CLAIM ON CASH-HEALTH INSUR	( 2,408,599.46)	
410	101-3000	CASH IN BANK/BOON CHAPMAN	1,497.04	
			-----	-----
		TOTAL 410-HEALTH INSURANCE FUND	( 2,407,102.42)	0.00
			-----	-----
<b>EMPLOYEE BENEFIT FUND</b>				
=====				
420	101-2000	CLAIM ON CASH-EMPLOYEE BENE	2,601.98	
			-----	-----
		TOTAL 420-EMPLOYEE BENEFIT FUND	2,601.98	0.00
			-----	-----

CASH & INVESTMENTS BY FUND

AS OF: OCTOBER 31ST, 2023      OCTOBER 31ST, 2023

FUND	ACCT. NO.	ACCOUNT NAME	CASH	INVESTMENTS
<b>ELECTIONS ADM SPECIAL</b>				
=====				
450	101-2000	CLAIM ON CASH-ELECT ADM SPEC	49,445.10	
TOTAL 450-ELECTIONS ADM SPECIAL			49,445.10	0.00
-----				
<b>HAVA ELCTN SECURITY GRANT</b>				
=====				
454	101-2000	CLAIM ON CASH-HAVA ELECTN SECU	0.00	
TOTAL 454-HAVA ELECTN SECURITY GRNT			0.00	0.00
-----				
<b>HELP AMERICA VOTE GRANT</b>				
=====				
455	101-2000	CLAIM ON CASH-HELP AMER VOTE	0.00	
TOTAL 455-HELP AMERICA VOTE GRANT			0.00	0.00
-----				
<b>CTCL GRANT</b>				
=====				
456	101-2000	CLAIM ON CASH-CTCL GRANT	0.00	
TOTAL 456-CTCL GRANT			0.00	0.00
-----				
<b>ELECTIONS CHAPTER 19</b>				
=====				
457	101-2000	CLAIM ON CASH-ELECT CHAPT 19	0.00	
TOTAL 457-ELECTIONS CHAPTER 19 FD			0.00	0.00
-----				
<b>TAX ASSESSOR SPECIAL</b>				
=====				
499	101-3000	SPECIAL INVENTORY ACCT.	968,652.11	
TOTAL 499-TAX ASSESSOR SPECIAL			968,652.11	0.00
-----				
<b>HISTORICAL COMMISSION</b>				
=====				
500	101-2000	CLAIM ON CASH-HISTORICAL COMM	2,745.10	
TOTAL 500-HISTORICAL COMMISSION			2,745.10	0.00
-----				

CASH & INVESTMENTS BY FUND

AS OF: OCTOBER 31ST, 2023 OCTOBER 31ST, 2023

FUND	ACCT. NO.	ACCOUNT NAME	CASH	INVESTMENTS
<b>TX HIST COMM CLG GRANT</b>				
=====				
505	101-2000	CLAIM ON CASH-TX HIST COMM CL	( 10,628.92)	
			-----	-----
		TOTAL 505-TX HIST COMM CLG GRANT	( 10,628.92)	0.00
			-----	-----
<b>CHILD WELFARE BOARD</b>				
=====				
515	101-2000	CLAIM ON CASH-CHILD WELFARE BD	25,985.51	
			-----	-----
		TOTAL 515-CHILD WELFARE BOARD	25,985.51	0.00
			-----	-----
<b>TIDC IMPROVEMENT GRANT</b>				
=====				
520	101-2000	CLAIM ON CASH-TIDC IMPROV GRAN	( 3,841.72)	
			-----	-----
		TOTAL 520-TIDC IMPROVEMENT GRANT	( 3,841.72)	0.00
			-----	-----
<b>TIDC REGIONL PUBLIC DEFEN</b>				
=====				
525	101-2000	CLAIM ON CASH-TIDC REGNL PUBLI	0.00	
			-----	-----
		TOTAL 525-TIDC REGIONL PUBLIC DEPEN	0.00	0.00
			-----	-----
<b>REBUILD TEXAS FUND</b>				
=====				
550	101-2000	CLAIM ON CASH-REBUILD TX FUND	0.00	
			-----	-----
		TOTAL 550-REBUILD TEXAS FUND	0.00	0.00
			-----	-----
<b>DEBT SERVICE</b>				
=====				
700	101-2000	CLAIM ON CASH-DEBT SERVICE	1,046,296.11	
			-----	-----
		TOTAL 700-DEBT SERVICE	1,046,296.11	0.00
			-----	-----
<b>LAW LIBRARY FUND</b>				
=====				
720	101-2000	CLAIM ON CASH-LAW LIBRARY FD	22,480.52	
			-----	-----
		TOTAL 720-LAW LIBRARY FUND	22,480.52	0.00
			-----	-----

CASH & INVESTMENTS BY FUND

AS OF: OCTOBER 31ST, 2023 OCTOBER 31ST, 2023

FUND	ACCT. NO.	ACCOUNT NAME	CASH	INVESTMENTS
<b>CAPITAL PROJECTS FUND</b>				
=====				
770	101-2000	CLAIM ON CASH-CAPITAL PROJECTS	1,017,614.81	
770	151-1007	TEXAS COOPERATIVE LIQUID ASSET		7,054,441.41
TOTAL 770-CAPITAL PROJECTS FUND			1,017,614.81	7,054,441.41
			-----	-----
<b>CONSTRUCTION RETAINAGE</b>				
=====				
771	101-2000	CLAIM ON CASH-CONSTRN RETAIN	82,908.33	
TOTAL 771-CONSTRUCTION RETAINAGE			82,908.33	0.00
			-----	-----
<b>VICTORIA HEALTH DEPT</b>				
=====				
800	101-2000	CLAIM ON CASH-HEALTH DEPT	( 444,729.81)	
800	101-3000	CASH IN BANK/HLTH 340B DRAFT.	282,320.30	
TOTAL 800-VICTORIA HEALTH DEPT.			( 162,409.51)	0.00
			-----	-----
<b>TX A&amp;M UNIV HLTH SCIENCE</b>				
=====				
801	101-2000	CLAIM ON CASH-TX A&M HLTH SCI	0.00	
TOTAL 801-TX A&M UNIV HLTH SCIENCE			0.00	0.00
			-----	-----
<b>MEDICAID ADM CLAIM FD</b>				
=====				
802	101-2000	CLAIM ON CASH-MEDICAID ADM CLM	54,074.14	
TOTAL 802-MEDICAID ADM CLAIMS FD			54,074.14	0.00
			-----	-----
<b>TEXAS HOME VISITING GNT</b>				
=====				
803	101-2000	CLAIM ON CASH-TX HOME VISITING	( 62,074.92)	
TOTAL 803-TEXAS HOME VISITING GRANT			( 62,074.92)	0.00
			-----	-----
<b>HOGG FOUNDATION GRANT</b>				
=====				
804	101-2000	CLAIM ON CASH-HOGG FOUNDAT.	104,012.21	
TOTAL 804-HOGG FOUNDATION GNT			104,012.21	0.00
			-----	-----

CASH & INVESTMENTS BY FUND

AS OF: OCTOBER 31ST, 2023 OCTOBER 31ST, 2023

FUND ACCT. NO.	ACCOUNT NAME	CASH	INVESTMENTS
<b>HURRICANE PUBLIC HLTH GNT</b>			
=====			
805 101-2000	CLAIM ON CASH-HURRICANE PUBLIC	0.00	
		-----	-----
TOTAL 805-HURRICANE PUBLIC HLTH GNT		0.00	0.00
		-----	-----
<b>AMERICARES</b>			
=====			
806 101-2000	CLAIM ON CASH-AMERICARES	0.00	
		-----	-----
TOTAL 806-AMERICARES		0.00	0.00
		-----	-----
<b>CPS/PH WKFORCE 9/21-6/24</b>			
=====			
808 101-2000	CLAIM ON CASH-CPS/PH WKFORCE	( 54,174.95)	
		-----	-----
TOTAL 808-CPS/PH WKFORCE 9/21-6/23		( 54,174.95)	0.00
		-----	-----
<b>CPS/PH INFRAST 4/23-11/27</b>			
=====			
809 101-2000	CLAIM ON CASH-CPS/PH INFRAST 4	0.00	
		-----	-----
TOTAL 809-CPS/PH INFRAST 4/23-11/27		0.00	0.00
		-----	-----
<b>VICTORIA WIC PROGRAM</b>			
=====			
810 101-2000	CLAIM ON CASH-WIC PROGRAM	( 132,881.72)	
		-----	-----
TOTAL 810-VICTORIA WIC PROGRAM		( 132,881.72)	0.00
		-----	-----
<b>FLEXIBLE BENEFITS PLAN</b>			
=====			
870 101-2000	CASH-FLEX BEN-DENTAL,LIFE,VSM	27,741.91	
870 101-3000	CASH IN BANK/PROSPERITY BANK	131,938.37	
		-----	-----
TOTAL 870-FLEXIBLE BENEFITS PLAN		159,680.28	0.00
		-----	-----
<b>LEOSE FUND</b>			
=====			
880 101-2000	CLAIM ON CASH-LEOSE FUND	51,048.19	
		-----	-----
TOTAL 880-LEOSE FUND		51,048.19	0.00
		-----	-----

CD INVESTMENTS GENERAL FUND

PERIOD ENDING 10/31/2023

ISSUER	CUSIP	BROKER	TERM	% EARN	BOOK VALUE	SETTLE	MATURE	MKT PRICE	MARKET VALUE	Interest paid	Book Value
BMO HARRIS BANK NATL	05600XGK0	MBS	36	3.330%	\$ 245,000.00	6/24/2022	6/24/2025	96.133	\$ 235,525.85	SEMI ANN 6&12	
MERTRUST FED CR UN	59001PAR0	MBS	36	3.330%	\$ 249,000.00	6/29/2022	6/30/2025	96.086	\$ 239,254.14	MONTHLY	
MACHIAS SVGS BK	554479EM3	MBS	30	4.350%	\$ 249,000.00	2/9/2023	8/8/2025	97.624	\$ 243,083.76	MONTHLY	
BANK OF WISCONSIN DELLS (15136)	065847FC4	MBS	34	4.590%	\$ 249,000.00	11/28/2022	9/29/2025	97.910	\$ 243,795.90	MONTHLY	
SPOKANE TEACHERS CR UN (68203)	849061AA4	MBS	36	5.050%	\$ 248,000.00	11/23/2022	11/24/2025	98.797	\$ 245,016.56	MONTHLY	
KEMBRA FINAANCIAL (61623)	48836LAX0	MBS	36	5.230%	\$ 248,000.00	11/23/2022	11/24/2025	99.187	\$ 245,983.76	MONTHLY	
ROGUE CR (68660)	77535MAD5	MBS	36	5.140%	\$ 248,000.00	11/25/2022	11/25/2025	98.981	\$ 245,472.88	MONTHLY	
AUSTIN TELCO FED CR UN (4584)	052392CD7	MBS	36	5.050%	\$ 248,000.00	11/28/2022	11/28/2025	98.789	\$ 244,996.72	MONTHLY	\$ 6,937,000.00
HRST TECHNOLOGY FED	33715L-FM-7	MBS	30	5.190%	\$ 248,000.00	6/30/2023	12/30/2025	99.132	\$ 245,847.36	MONTHLY	\$ 6,669,945.82
LIBERTY FIRST CR UN	530520AF2	MBS	36	4.600%	\$ 249,000.00	2/3/2023	2/3/2026	97.829	\$ 243,594.21	MONTHLY	
FIRST UTD BK & TR	33742CCQ8	MBS	36	4.370%	\$ 249,000.00	3/8/2023	2/9/2026	97.299	\$ 242,274.51	MONTHLY	
SANDY SPRINGS BK	800364EX5	MBS	36	4.960%	\$ 244,000.00	3/14/2023	3/16/2026	98.725	\$ 240,889.00	SEMI ANN 3&9	\$ 742,000.00
DORT FINL CR UN	25844M-BE-7	MBS	36	5.100%	\$ 246,000.00	6/28/2023	6/29/2026	99.291	\$ 244,255.86	QUARTERLY	\$ 726,757.72
				3.78%	13,125,000.00			96.892	\$ 12,723,979.56		\$ 12,631,000.00
						MONTH	YEAR TO DATE				
INTEREST						\$ 53,693.78	\$ 386,738.57				

ISSUER	CUSIP	BROKER	TERM	% EARN	BOOK VALUE	SETTLE	MATURE	MKT PRICE	MARKET VALUE	Interest paid	Book Value mature 2023
FIRST BANK RICHMOND (28533)	319267J50	MBS	18	2.260%	\$ 246,000.00	5/20/2022	11/20/2023	99.804	\$ 245,517.84	SEMI ANN 5&11	\$ 246,000.00
OCEANFIRST BANK NA	67523TAL7	MBS	24	2.030%	\$ 247,000.00	3/30/2022	4/1/2024	98.575	\$ 243,480.25	SEMI ANN 3&9	
SAFRA NATIONAL BANK	78658RHU8	MBS	24	2.180%	\$ 247,000.00	4/6/2022	4/8/2024	98.574	\$ 243,477.78	SEMI ANN 4&10	
ALLY BANK	02007GPJ6	MBS	24	2.030%	\$ 247,000.00	4/7/2022	4/8/2024	98.509	\$ 243,317.23	MONTHLY	
FALL RIVER FIVE CENTS SAVINGS BANK	306275BE7	MBS	24	2.230%	\$ 247,000.00	4/18/2022	4/8/2024	98.489	\$ 243,267.83	SEMI ANN 4&10	
PRIMEWAY FCU (2131)	741600AP5	MBS	24	2.490%	\$ 249,000.00	5/6/2022	5/6/2024	98.463	\$ 245,172.87	MONTHLY	
UBS BANK (57565)	90348J3B4	MBS	24	2.890%	\$ 249,000.00	5/11/2022	5/13/2024	98.606	\$ 245,528.94	MONTHLY	
AMERICAN NATL BANK (26499)	02769DQV8	MBS	24	2.240%	\$ 249,000.00	5/13/2022	5/13/2024	98.264	\$ 244,677.36	MONTHLY	
JOHN MARSHALL BANK (58243)	47804GHR7	MBS	24	2.540%	\$ 249,000.00	5/13/2022	5/13/2024	98.421	\$ 245,068.29	MONTHLY	
TRUSTONE FINL CR UN PLYMOUTH	89841MAC1	MBS	36	3.150%	\$ 249,000.00	6/29/2022	7/1/2024	98.366	\$ 244,931.34	MONTHLY	
UNITED HERITAGE CR	91334AAK9	MBS	18	5.220%	\$ 248,000.00	3/21/2023	9/23/2024	99.581	\$ 246,960.88	MONTHLY	
MORGAN STANLEY BANK NA	61773TDL4	MBS	30	2.430%	\$ 245,000.00	4/20/2022	10/18/2024	96.879	\$ 237,353.55	SEMI ANN 1&7	
BANKERS BANK (23537)	06610RBQ1	MBS	30	2.580%	\$ 247,000.00	5/6/2022	11/6/2024	96.840	\$ 239,194.80	MONTHLY	
METRO (66364)	59161YAO9	MBS	30	2.940%	\$ 249,000.00	5/20/2022	11/20/2024	97.082	\$ 241,734.18	MONTHLY	
CITY NATIONAL BANK (17281)	178180GR0	MBS	24	4.890%	\$ 244,000.00	11/23/2022	11/25/2024	99.127	\$ 241,869.88	SEMI ANN 5&11	
ISRAEL DISCOUNT BANK (19977)	46507UD07	MBS	24	4.890%	\$ 244,000.00	11/25/2022	11/25/2024	99.076	\$ 241,745.44	SEMI ANN 5&11	
BANKUNITED NA	066519RV3	MBS	36	1.000%	\$ 249,000.00	12/8/2021	12/9/2024	94.938	\$ 236,395.52	QUARTERLY	
CAPITAL ONE NA	14042RQL8	MBS	36	0.840%	\$ 249,000.00	12/8/2021	12/9/2024	94.813	\$ 236,084.37	SEMI ANN 12&6	
AMERICAN FRIST CU	02616AAP4	MBS	36	1.050%	\$ 249,000.00	12/30/2021	12/30/2024	94.714	\$ 235,837.86	MONTHLY	
FIRST NATIONAL BANK OF AMERICA	32110YV88	MBS	36	0.950%	\$ 249,000.00	12/30/2021	12/30/2024	94.601	\$ 235,556.49	MONTHLY	\$ 4,706,000.00
TEXAS EXCHANGE BANK	88241TNG1	MBS	36	1.420%	\$ 249,000.00	2/4/2022	2/4/2025	94.731	\$ 235,880.19	MONTHLY	
BEAL BANK	07371AWR0	MBS	36	1.320%	\$ 249,000.00	2/9/2022	2/5/2025	94.635	\$ 235,641.15	SEMI ANN 2&8	
AMERANT BANK NA	02357QAR8	MBS	36	1.740%	\$ 249,000.00	2/28/2022	2/28/2025	94.849	\$ 236,174.01	MONTHLY	
AMERICAN EXPRESS NATL BANK	02589ABM3	MBS	36	1.890%	\$ 247,000.00	3/3/2022	3/3/2025	95.034	\$ 234,733.98	SEMI ANN 3&9	
BARCLAYS BANK	06740KPE1	MBS	36	1.790%	\$ 247,000.00	3/16/2022	3/17/2025	94.768	\$ 234,076.96	SEMI ANN 3&9	
GOLDMAN SACHS BANK USA 6 MONTH CALLABLE	38179M3A9	MBS	36	2.000%	\$ 249,000.00	3/16/2022	3/17/2025	94.976	\$ 236,490.24	MONTHLY	
LAFAYETTE FEDERAL CU	50625LAY9	MBS	36	2.310%	\$ 249,000.00	3/30/2022	3/31/2025	95.275	\$ 237,234.75	MONTHLY	
SYNCHRONY BANK	87165FJ47	MBS	36	2.260%	\$ 247,000.00	3/31/2022	3/31/2025	95.223	\$ 235,200.81	SEMI ANN 4&9	
POPULAR BANK	73317AAV4	MBS	36	2.210%	\$ 247,000.00	4/6/2022	4/7/2025	95.077	\$ 234,840.19	QUARTERLY	
BMW BANK OF NA	05580AL85	MBS	36	2.610%	\$ 247,000.00	4/8/2022	4/8/2025	95.629	\$ 236,203.63	SEMI ANN 4&10	
JPMORGAN CHASE BANK NA	48128WPG4	MBS	36	2.610%	\$ 247,000.00	4/8/2022	4/8/2025	95.629	\$ 236,203.63	SEMI ANN 4&10	
LEADER BANK NA	52168UHY1	MBS	36	2.670%	\$ 246,000.00	4/22/2022	4/22/2025	95.590	\$ 235,151.40	SEMI ANN 4&10	
AMERICU	03065QAD0	MBS	36	2.620%	\$ 249,000.00	4/27/2022	4/28/2025	95.460	\$ 237,695.40	MONTHLY	
DISCOVER BANK (5649)	254673C46	MBS	36	2.970%	\$ 246,000.00	5/4/2022	5/5/2025	95.933	\$ 235,995.18	SEMI ANN 5&11	
GENERATIONS BANK	37149CAS6	MBS	36	3.070%	\$ 247,000.00	5/6/2022	5/6/2025	96.042	\$ 237,223.74	MONTHLY	
CAPITAL ONE BANK USA NT (33954)	14042TGE1	MBS	36	3.220%	\$ 246,000.00	5/18/2022	5/19/2025	96.199	\$ 236,649.54	SEMI ANN 5&11	
BRIDGEWATER BANK (58210)	108622MG3	MBS	36	2.870%	\$ 249,000.00	5/18/2022	5/19/2025	95.659	\$ 238,190.91	MONTHLY	
INSTITUTION FOR SAVINGS (90250)	45780PBL8	MBS	36	3.220%	\$ 247,000.00	5/20/2022	5/20/2025	96.170	\$ 237,539.90	MONTHLY	
CONNEXUS (66538)	20825WAT7	MBS	36	3.120%	\$ 249,000.00	5/26/2022	5/27/2025	95.997	\$ 239,032.53	MONTHLY	
CARTER FED CR UN	14622LAC6	MBS	36	3.130%	\$ 247,000.00	6/22/2022	6/23/2025	95.813	\$ 236,658.11	MONTHLY	

VICTORIA COUNTY  
 POOL INVESTMENTS  
 OCTOBER 2023

	BEGIN BALANCE	RATE	CONTRIBUTIONS	WITHDRAWALS	INTEREST	END BALANCE	INTEREST YR TO DATE
COUNTY							
LOGIC COUNTY	\$ 2,408,049.46	5.54%			\$ 11,335.16	\$ 2,419,384.62	\$ 101,177.36
TEXAS CLASS County	\$ 5,082,950.28	5.55%			\$ 24,033.89	\$ 5,106,984.17	\$ 106,984.17
TEXAS CLASS County GOV	\$ 1,563,063.04	5.19%			\$ 6,918.59	\$ 1,569,981.63	\$ 69,981.63
TEXAS CLASS COB 2023	\$ 7,021,242.60	5.55%			\$ 33,198.81	\$ 7,054,441.41	\$ 54,441.41
TOTAL			\$ -	\$ -	\$ 75,486.45	\$ 16,150,791.83	\$ 332,584.57
HOSPITAL							
TEXAS CLASS CMC	\$ 15,162,917.62	5.55%			\$ 71,695.43	\$ 15,234,613.05	\$ 234,613.05
TEXAS CLASS CMC GOV	\$ 10,102,219.84	5.20%			\$ 44,715.41	\$ 10,146,935.25	\$ 146,935.25
					\$ 116,410.84	\$ 25,381,548.30	\$ 381,548.30
NAVAGATION							
Texas Class Op Fund	\$ 5,010,365.44	5.55%	\$ -	\$ 189,988.39	\$ 23,226.61	\$ 4,843,603.66	\$ 217,222.40
Texas Class Const Fund	\$ 2,014,534.92	5.55%	\$ -	\$ 23,751.53	\$ 9,521.79	\$ 2,000,305.18	\$ 73,190.22
TOTAL					\$ 32,748.40	\$ 6,843,908.84	\$ 290,412.62
				TOTAL	\$ 224,645.69	\$ 48,376,248.97	



INTEREST EARNED STATEMENT  
OCTOBER 2023

FUND	FUND NAME	2023				
		2019	2020	2021	2022	YR TO DATE
100	GENERAL FUND	587,193.96	394,512.17	213,100.70	285,889.05	723,332.96
200	ROAD & BRIDGE FUND	107,701.21	29,957.88	6,641.81	15,701.66	39,559.95
700	DEBT SERVICE	16,599.52	5,297.82	1,339.85	3,359.84	10,158.22
770	CAPITAL PROJECTS	0.00	0.00	0.00	0.00	54,441.41
	<b>Sub-Total Budgeted Funds</b>	<b>711,494.69</b>	<b>429,767.87</b>	<b>221,082.36</b>	<b>304,950.55</b>	<b>827,492.54</b>
119	CLERK'S ARCHIVE	4809.15	1,339.90	605.35	1342.52	2,723.91
150	TAX SALES	552.17	188.95	124.87	244.81	57.63
190	AMERICAN RESCUE PLAN	0.00	0.00	13881.20	31872.26	38,884.69
231	JUVENILE PROBATION	0.00	26.58	49.22	1252.59	492.92
240	DRUG COURTS PROGRAM	364.14	90.63	1.40	0.80	2.29
300	CDA PROCESSING FEE	113.51	56.08	14.61	15.05	183.61
310	4-H ACTIVITY CENTER	162.21	41.40	11.65	19.50	50.46
320	AIRPORT DRAFTING	351.11	2,580.64	1167.37	1203.47	0.00
321	AIRPORT	4517.73	0.00	0.00	1869.60	10,098.59
323	AIRPORT CAPITAL PROJ				1870.86	382.15
330	SPECIAL SERVICE	9179.04	2,006.11	1319.83	1502.56	5,849.09
338	GCRP 911	275.60	459.94	136.95	61.59	152.52
360	SHERIFF'S FORFEITURE	9444.59	2,569.35	1080.27	2214.08	7,867.87
361	SHERIFF'S DONATION	6.08	1.50	0.45	3.42	313.56
362	SHERIFF'S DOJ	6544.45	1,712.99	249.02	351.44	2,326.58
370	CDA CONTRABAND FORFEIT.	14327.42	4,629.56	1618.38	2966.49	8,729.79
371	CDA DOJ EQUITABLE SHARE	23.69	6.32	1.94	3.58	9.71
372	SHERIFF DOT FED FORFEIT	2241.60	1,556.92	473.78	838.22	3,945.71
380	SHERIFF COMMISSARY	5771.00	1,516.82	745.34	1940.85	6,920.39
390	JUVENILE COMMISSARY	155.19	42.12	13.26	25.34	70.72
410	HEALTH INSURANCE	2826.58	520.89	568.44	598.28	1,497.04
450	ELECTION ADMINISTRATOR	603.90	112.79	61.77	183.85	409.23
454	HAVA SECURITY GRANT	0.00	8.79	30.10	31.55	5.31
455	HELP AMERICA VOTE GRANT	0.00	23.10	0.38	0.00	0.00
499	TAX ASSESSOR SPECIAL	12336.30	2,132.62	1260.92	2459.76	5,554.57
500	HISTORICAL COMMISSION	465.73	115.82	34.02	54.14	27.07
771	LONG TERM RENO RETAIN	0.00	47.36	9.34	3383.55	374.53
800	HEALTH DEPT DRAFTING	344.06	134.86	715.64	2182.47	2,552.62
870	FLEXIBLE BENEFIT PLAN	1462.81	452.24	173.12	348.37	1,004.12
820	HOSPITAL	660159.66	218,255.08	82631.45	131543.00	612,927.09
820	CMC 125 PLAN	3574.47	919.23	313.85	672.97	1,701.31
830	CMC ACCOUNTS PAYABLE	21179.25	6,180.52	2,125.49	3,946.71	10,347.34
840	CMC PAYROLL	8995.36	2,510.40	663.68	909.61	3,982.21
820	CMC MEDICAL PROFESSIONAL	150498.80	28,373.70	24,229.22	40,175.63	47,191.34
820	CMC HOME HEALTH	45408.24	17,674.68	8,558.03	19,645.68	15,359.30
820	CMC WEIGHT MGMT	9384.11	2,669.80	917.83	1,833.05	1,508.82
820	CMC NURSING HOMES	31354.07	8,031.76	1,875.77	3,321.15	15,497.31
950	NAVIGATION DISTRICT	145379.51	43,977.79	9,119.29	10,981.52	5,263.02
950	NAVIG CONSTRUCTION 2012A	0.23	0.00	0.00	0.00	0.00
950	NAVIG TXLC CONSTRUCCION					622.72
950	NAVIG. 2015 CONST INT&SINK	78476.12	6,262.51	1,331.82	1,260.98	2,629.84
950	NAVIG 2012A/B INT& SINKING	9613.21	3,205.40	584.43	1,475.70	3,058.40
950	NAVIG. INTEREST & SINKING	2.84	0.00	0.00	0.00	0.00
	<b>TOTAL</b>	<b>1,952,398.62</b>	<b>790,203.02</b>	<b>377,781.84</b>	<b>579,557.55</b>	<b>1,648,067.92</b>