

MINUTES OF COUNTY FINANCES
TREASURER'S REPORT
MONTHLY- MARCH 2024

IN THE MATTER OF COUNTY FINANCES
IN THE HANDS OF PAIGE FOSTER
TREASURER OF VICTORIA COUNTY, TEXAS

COMMISSIONERS' COURT
VICTORIA COUNTY, TEXAS
IN SPECIAL SESSION
REGULAR TERM MAY 2024

TOTAL IN BANK ACCOUNTS	\$ 52,128,621.81
TOTAL INVESTMENTS	\$ 82,565,934.87
TOTAL CASH AND INVESTMENTS	\$134,694,556.68

TOTAL MARKET VALUE OF COLLATERAL PLEDGED BY PROSPERITY BANK \$ 99,663,967.51


IN ACCORDANCE with Section 114.026, Local Government Code, we, the undersigned, constituting the entire Commissioners Court of said County, certify that on the 6th day of May 2024, at the Special Session of a Regular Term of Court. We compared and examined the monthly report of Paige Foster, Treasurer of Victoria County, Texas, for March 2024, and finding the same correct, entered an order in the Minutes approving said Report.


Ben Zeller, County Judge



Danny Garcia, Commissioner Pct. 1


Jason Ort, Commissioner Pct. 2


Gary Burns, Commissioner Pct. 3



Kenneth Sexton, Commissioner Pct. 4

SWORN TO AND SUBSCRIBED BEFORE ME, by Ben Zeller, County Judge, and County Commissioners of said Victoria County, each respectively, on this the 6th day of May, A.D., 2024.


Attest: Heidi Easley, County Clerk

FILED FOR RECORD THIS 29th Day of May A.D. 2024, and recorded on the 29th day of April, A.D. 2024.




Heidi Easley, County Clerk and
Ex-Officio Clerk of the Commissioners
Court in and for Victoria County, Texas.

By: 
Deputy **Stefanie Tumlinson**



MONTHLY REPORT OF

PAIGE FOSTER, COUNTY TREASURER

VICTORIA COUNTY, TEXAS

FOR THE MONTH OF MARCH 2024

This report, presented for the approval of the Commissioners' Court, in accordance with Vernon's Texas Codes Annotated, Local Government Code, and Section 83.002 (a) (3), and Title 10, Chapter 2256, Government Code (Public Funds Investment Act), is true and correct to the best of my knowledge and belief, according to the records of this office.



PAIGE FOSTER
COUNTY TREASURER

VICTORIA COUNTY
INVESTMENTS ON HAND
MARCH 31, 2024

FUND	DESCRIPTION	NET YIELD	MONTHLY INTEREST	INTEREST 2024	TOTAL INVESTMENT	MARKET VALUE
VICTORIA COUNTY						
	TX CLASS	5.396%	95,371.38	244,792.81	20,597,621.56	28.43%
	L.O.G.I.C. POOL	5.473%	39,443.00	82,530.72	8,524,409.31	11.76%
	CERTIFICATE OF DEPOSIT	3.158%	27,104.29	80,123.16	14,123,000.00	19.49%
	GOVERNMENT SECURITIES	5.080%			300,000.00	0.41%
	CASH ON HAND-COUNTY FUNDS	2.020%	51,833.75	164,080.41	28,915,802.87	39.91%
	TOTAL COUNTY FUNDS		215,752.42	671,527.16	72,450,833.74	100%
CITIZENS MEDICAL CENTER						
	TX CLASS	5.484%	143,287.98	417,845.55	31,031,192.34	60.62%
	L.O.G.I.C. POOL	0.000%			0.00	0.00
	CERTIFICATE OF DEPOSIT	0.000%			0.00	0.00
	CMC NURSING HOMES	2.010%	1,369.65	3,708.26	575,025.17	1.12%
	CASH ON HAND-CITIZENS MEDICAL CENTER	2.020%	19,663.43	61,513.95	19,585,201.88	38.26%
	TOTAL HOSPITAL FUNDS		164,321.06	483,076.77	61,191,419.39	100%
NAVIGATION DISTRICT						
	TEXAS CLASS	5.484%	32,461.61	94,784.77	7,989,711.66	7,989,711.66
	CASH ON HAND TXLC CONSTRUCTION	2.020%	439.54	645.79	1,042,301.37	1,042,301.37
	CASH ON HAND 2015 INTEREST & SINKING	2.020%	1,067.75	2,761.52	678,801.32	678,801.32
	PROMOTION AND DEVELOPMENT FUND	2.020%	384.11	1,308.42	224,037.19	224,037.19
	CASH ON HAND-2012A/B INTEREST/SINKING	2.020%	1,248.51	3,201.98	797,207.74	797,207.74
	CASH ON HAND-NAVIGATION DISTRICT	2.020%	598.75	3,206.99	310,244.27	310,244.27
	TOTAL NAVIGATION DISTRICT FUNDS		36,180.27	105,109.75	11,042,303.55	11,042,303.55
SUMMARY TOTAL PORTFOLIO						
	TOTAL COUNTY BANK FUNDS		51,833.75	164,080.41	28,915,802.87	21.4677%
	TOTAL HOSPITAL BANK FUNDS		21,033.08	65,222.21	20,160,227.05	14.9674%
	TOTAL NAVIGATION DISTRICT BANKFUNDS		3,738.66	11,124.70	3,052,591.89	2.2663%
	TOTAL BANK FUNDS	39%	76,605.49	240,427.32	52,128,621.81	38.70%
	CASH ON HAND - ALL FUNDS				52,128,621.81	38.70%
	PLEDGED SECURITIES - ALL FUNDS				99,663,967.81	87,051,164.74
	CERTIFICATES OF DEPOSIT	3.158%	27,104.29	80,123.16	14,123,000.00	10.49%
	MONEY MKT MUTUAL FUNDS				0.00	0.00%
	POOLS	5.4593%	310,563.97	839,953.85	68,142,934.87	50.55%
	GOVERNMENT SECURITIES	5.080%			300,000.00	0.22%
	TOTAL INVESTMENTS	61%	337,668.26	920,077.01	82,565,934.87	61.30%
	TOTAL PORTFOLIO INCLUDING CASH	5.239%	414,273.75	1,160,504.33	134,694,556.68	100.00%

CD INVESTMENTS GENERAL FUND

PERIOD ENDING 3/31/2023

ISSUER	CUSIP	BROKER	TERM	% EARN	BOOK VALUE	SETTLE	MATURE	MKT PRICE	MARKET VALUE
2024									
OCEANFIRST BANK NA	67523TAL7	MBS	24	2.000%	\$ 247,000.00	3/30/2022	4/1/2024	99.964	\$ 246,911.08
SAFRA NATIONAL BANK	78658RHU8	MBS	24	2.150%	\$ 247,000.00	4/6/2022	4/8/2024	99.906	\$ 246,767.82
ALLY BANK	02007GPJ6	MBS	24	2.000%	\$ 247,000.00	4/7/2022	4/8/2024	99.901	\$ 246,755.47
FALL RIVER FIVE CENTS SAVINGS BANK	306275BE7	MBS	24	2.200%	\$ 247,000.00	4/18/2022	4/8/2024	99.804	\$ 246,515.88
PRIMEWAY FCU (2131)	74160OAP5	MBS	24	2.450%	\$ 249,000.00	5/6/2022	5/6/2024	99.691	\$ 248,230.59
UBS BANK (57565)	90348J3B4	MBS	24	2.850%	\$ 249,000.00	5/11/2022	5/13/2024	99.683	\$ 248,210.67
AMERICAN NATL BANK (26499)	02769QDV8	MBS	24	2.200%	\$ 249,000.00	5/13/2022	5/13/2024	99.602	\$ 248,008.98
JOHN MARSHALL BANK (58243)	47804GHR7	MBS	24	2.500%	\$ 249,000.00	5/13/2022	5/13/2024	99.639	\$ 248,101.11
TRUSTONE FINL CR UN PLYMOUTH	89841MAC1	MBS	36	3.110%	\$ 249,000.00	6/29/2022	7/1/2024	99.442	\$ 247,610.58
UNITED HERITAGE CR	91334AAK9	MBS	18	5.200%	\$ 248,000.00	3/21/2023	9/23/2024	99.937	\$ 247,843.76
MORGAN STANLEY BANK NA	61773TDL4	MBS	30	2.380%	\$ 245,000.00	4/20/2022	10/18/2024	98.410	\$ 241,104.50
BANKERS BANK (23537)	06610RBQ1	MBS	30	2.540%	\$ 247,000.00	5/6/2022	11/6/2024	98.350	\$ 242,924.50
METRO (66364)	59161YAQ9	MBS	30	2.890%	\$ 249,000.00	5/20/2022	11/20/2024	98.478	\$ 245,210.22
CITY NATIONAL BANK (17281)	178180GR0	MBS	24	4.860%	\$ 244,000.00	11/23/2022	11/25/2024	99.775	\$ 243,451.00
ISRAEL DISCOUNT BANK (19977)	465076UD7	MBS	24	4.860%	\$ 244,000.00	11/25/2022	11/25/2024	99.723	\$ 243,324.12
BANKUNITED NA	066519RV3	MBS	36	0.970%	\$ 249,000.00	12/8/2021	12/9/2024	97.074	\$ 241,714.26
CAPITAL ONE NA	14042RQL8	MBS	36	0.820%	\$ 249,000.00	12/8/2021	12/9/2024	96.992	\$ 241,510.08
AMERICAN FRIST CU	02616AAP4	MBS	36	1.030%	\$ 249,000.00	12/30/2021	12/30/2024	96.903	\$ 241,288.47
FIRST NATIONAL BANK OF AMERICA	32110YVB8	MBS	36	0.920%	\$ 249,000.00	12/30/2021	12/30/2024	96.829	\$ 241,104.21
2025									
TEXAS EXCHANGE BANK	88241TNG1	MBS	36	1.390%	\$ 249,000.00	2/4/2022	2/4/2025	96.837	\$ 241,124.13
BEAL BANK	07371AWR0	MBS	36	1.290%	\$ 249,000.00	2/9/2022	2/5/2025	96.765	\$ 240,944.85
AMERANT BANK NA	02357QAR8	MBS	36	1.700%	\$ 249,000.00	2/28/2022	2/28/2025	96.904	\$ 241,290.96
AMERICAN EXPRESS NATL BANK	02589ABM3	MBS	36	1.850%	\$ 247,000.00	3/3/2022	3/3/2025	96.977	\$ 239,533.19
BARCLAYS BANK	06740KPE1	MBS	36	1.750%	\$ 247,000.00	3/16/2022	3/17/2025	96.779	\$ 239,044.13
GOLDMAN SACHS BANK USA 6 MONTH CALLABLE	38179M3A9	MBS	36	1.950%	\$ 249,000.00	3/16/2022	3/17/2025	96.962	\$ 241,435.38
LAFAYETTE FEDERAL CU	50625LAY9	MBS	36	2.260%	\$ 249,000.00	3/30/2022	3/31/2025	97.171	\$ 241,955.79
SYNCHRONY BANK	87165FJ47	MBS	36	2.210%	\$ 247,000.00	3/31/2022	3/31/2025	97.139	\$ 239,933.33
POPULAR BANK	73317AAV4	MBS	36	2.160%	\$ 247,000.00	4/6/2022	4/7/2025	97.035	\$ 239,676.45
BMW BANK OF NA	05580AL85	MBS	36	2.560%	\$ 247,000.00	4/8/2022	4/8/2025	97.426	\$ 240,642.22
JPMORGAN CHASE BANK NA	48128WPG4	MBS	36	2.560%	\$ 247,000.00	4/8/2022	4/8/2025	97.426	\$ 240,642.22
LEADER BANK NA	52168UHY1	MBS	36	2.610%	\$ 246,000.00	4/22/2022	4/22/2025	97.392	\$ 239,584.32
AMERICU	03065QAD0	MBS	36	2.560%	\$ 249,000.00	4/27/2022	4/28/2025	97.300	\$ 242,277.00

4/23/2024CD INVESTMENTS 2024

CD INVESTMENTS GENERAL FUND

PERIOD ENDING 3/31/2023

ISSUER	CUSIP	BROKER	TERM	% EARN	BOOK VALUE	SETTLE	MATURE	MKT PRICE	MARKET VALUE
DISCOVER BANK (5649)	254673C46	MBS	36	2.910%	\$ 246,000.00	5/4/2022	5/5/2025	97.647	\$ 240,211.62
GENERATIONS BANK	37149CAS6	MBS	36	3.010%	\$ 247,000.00	5/6/2022	5/6/2025	97.728	\$ 241,388.16
CAPITAL ONE BANK USA NT (33954)	14042TGE1	MBS	36	3.160%	\$ 246,000.00	5/18/2022	5/19/2025	97.850	\$ 240,711.00
BRIDGEWATER BANK (58210)	108622MG3	MBS	36	2.820%	\$ 249,000.00	5/18/2022	5/19/2025	97.445	\$ 242,638.05
INSTITUTION FOR SAVINGS (90250)	45780PBL8	MBS	36	3.160%	\$ 247,000.00	5/20/2022	5/20/2025	97.828	\$ 241,635.16
CONNEXUS (66538)	20825WAT7	MBS	36	3.070%	\$ 249,000.00	5/26/2022	5/27/2025	97.696	\$ 243,263.04
CARTER FED CR UN	14622LAC6	MBS	36	3.070%	\$ 247,000.00	6/22/2022	6/23/2025	97.575	\$ 241,010.25
BMO HARRIS BANK NATL	05600XGK0	MBS	36	3.270%	\$ 245,000.00	6/24/2022	6/24/2025	97.797	\$ 239,602.65
MERTRUST FED CR UN	59001PAR0	MBS	36	3.270%	\$ 249,000.00	6/29/2022	6/30/2025	97.778	\$ 243,467.22
MACHIAS SVGS BK	554479EM3	MBS	30	4.290%	\$ 249,000.00	2/9/2023	8/8/2025	99.022	\$ 246,564.78
BANK OF WISCONSIN DELLS (15136)	065847FC4	MBS	34	4.520%	\$ 249,000.00	11/28/2022	9/29/2025	99.349	\$ 247,379.01
SPOKANE TEACHERS CR UN (68203)	849061AA4	MBS	36	4.990%	\$ 248,000.00	11/23/2022	11/24/2025	100.124	\$ 248,307.52
KEMBRA FINAANCIAL (61623)	48836LAX0	MBS	36	5.190%	\$ 248,000.00	11/23/2022	11/24/2025	100.006	\$ 248,014.88
ROGUE CR (68660)	77535MAD5	MBS	36	5.100%	\$ 248,000.00	11/25/2022	11/25/2025	100.000	\$ 248,000.00
AUSTIN TELCO FED CR UN (4584)	052392CD7	MBS	36	4.990%	\$ 248,000.00	11/28/2022	11/28/2025	100.116	\$ 248,287.68
FIRST TECHNOLOGY FED	33715L-FM-7	MBS	30	5.120%	\$ 248,000.00	6/30/2023	12/30/2025	100.423	\$ 249,049.04
2026									
LIBERTY FIRST CR UN	530520AF2	MBS	36	5.430%	\$ 249,000.00	2/3/2023	2/3/2026	99.335	\$ 247,344.15
FIRST UTD BK & TR	33742CCQ8	MBS	36	4.290%	\$ 249,000.00	3/8/2023	2/9/2026	98.892	\$ 246,241.08
SANDY SPRINGS BK	800364EX5	MBS	36	4.890%	\$ 244,000.00	3/14/2023	3/16/2026	100.054	\$ 244,131.76
DORT FINL CR UN	25844M-BE-7	MBS	36	5.020%	\$ 246,000.00	6/28/2023	6/29/2026	100.558	\$ 247,372.68
B1bank	098079bg0	MBS	30	4.660%	\$ 249,000.00	3/18/2024	9/15/2026	99.774	\$ 248,437.26
ALLIANT CR UN CHICAGO	01882MAJ1	MBS	36	5.470%	\$ 248,000.00	11/20/2023	11/20/2026	102.211	\$ 253,483.28
2027									
OREGON CMNTY CR UN	68584JAP4	MBS	36	4.340%	\$ 249,000.00	2/9/2024	2/9/2027	99.032	\$ 246,589.68
UNIVEST BANK & TRUST	91527PCJ4	MBS	36	4.600%	\$ 249,000.00	3/13/2024	3/15/2027	99.862	\$ 248,656.38
CARTER BANK & TRUST	146102AN8	MBS	36	4.600%	\$ 249,000.00	3/20/2024	3/22/2027	99.872	\$ 248,681.28
				3.16%	14,123,000.00			98.545	\$ 13,925,138.88

INTEREST

MONTH	YEAR TO DATE
\$ 27,104.29	\$ 80,123.16

4/23/2024CD INVESTMENTS 2024

AGENCY BONDS
MACH 2024

4/24/2024

ISSUER/ TYPE	CUSIP	BROKER	TERM	INITIAL RATE	AMOUNT	SETTLE	MATURE	CALL/ FREQ	Mrkt \$	MRKT VALUE	1ST CALL	RATE
Federal Farm CB/FIXED	3133EP5L5	MBS	3YR	5.08%	300,000.00	3/18/2024	3/18/2027	YES/1YR/M	99.739	299,217.00	3/18/2025	5.08

CALLABLE/ 1ST CALLABLE/ HOWOFTEN CALLABLE

YES/NO

6M = 6 MONTHS

1YR= 1 YEAR

M= MONTHLY CALLABLE (AMERICAN)

INTEREST EARNED STATEMENT
MARCH 2024

FUND	FUND NAME	2021	2022	2023	2024 YR TO DATE	CURRENT MONTH
100	GENERAL FUND	213,100.70	285,889.05	906,342.48	74,341.30	21,514.85
200	ROAD & BRIDGE FUND	6,641.81	15,701.66	51,259.86	33,218.71	12,985.43
700	DEBT SERVICE	1,339.85	3,359.84	14,554.15	10,995.95	3,028.73
770	CAPITAL PROJECTS (Tx Class)	0.00	0.00	120,531.45	4,567.42	1,645.61
	Sub-Total Budgeted Funds	221,082.36	304,950.55	1,092,687.94	123,123.38	39,174.62
119	CLERK'S ARCHIVE	605.35	1,342.52	3,848.73	1,155.24	71.32
150	TAX SALES	124.87	244.81	134.42	50.75	0.09
190	AMERICAN RESCUE PLAN	13,881.20	31,872.26	38,884.69	0.00	0.00
231	JUVENILE PROBATION	49.22	1,252.59	1,790.64	1,233.61	409.71
240	DRUG COURTS PROGRAM	1.40	0.80	3.54	2.04	0.73
288	RURAL SALARY ASSISTANCE				363.91	363.91
300	CDA PROCESSING FEE	14.61	15.05	233.22	46.16	16.70
310	4-H ACTIVITY CENTER	11.65	19.50	68.77	25.61	8.81
320	AIRPORT DRAFTING	1,167.37	1,203.47	0.00	0.00	0.00
321	AIRPORT	0.00	1,869.60	14,129.01	6,747.07	2,362.16
323	AIRPORT CAPITAL PROJ		1,870.86	385.19	0.00	0.00
330	SPECIAL SERVICE	1,319.83	1,502.56	8,727.00	4,665.05	1,597.59
338	GCRP 911	136.95	61.59	212.06	89.60	31.29
360	SHERIFF'S FORFEITURE	1,080.27	2,214.08	11,185.72	5,347.72	1,939.75
361	SHERIFF'S DONATION	0.45	3.42	315.77	4.66	1.63
362	SHERIFF'S DOJ	249.02	351.44	3,185.83	1,268.93	441.48
370	CDA CONTRABAND FORFEIT.	1,618.38	2,966.49	12,287.75	5,526.09	1,981.02
371	CDA DOJ EQUITABLE SHARE	1.94	3.58	13.51	5.71	1.99
372	SHERIFF DOT FED FORFEIT	473.78	838.22	5,559.81	2,424.75	844.36
380	SHERIFF COMMISSARY	745.34	1,940.85	9,634.79	4,135.69	1,458.23
390	JUVENILE COMMISSARY	13.26	25.34	98.57	42.17	14.73
410	HEALTH INSURANCE	568.44	598.28	1,979.60	755.85	256.09
450	ELECTION ADMINISTRATOR	61.77	183.85	586.27	220.26	36.71
454	HAVA SECURITY GRANT	30.10	31.55	5.31	0.00	0.00
455	HELP AMERICA VOTE GRANT	0.38	0.00	0.00	0.00	0.00
499	TAX ASSESSOR SPECIAL	1,260.92	2,459.76	9,141.40	4,160.59	0.00
500	HISTORICAL COMMISSION	34.02	54.14	38.47	18.42	6.29
771	LONG TERM RENO RETAIN	9.34	3,383.55	698.74	333.04	13.34
800	HEALTH DEPT DRAFTING	715.64	2,182.47	3,558.19	1,677.05	587.16
870	FLEXIBLE BENEFIT PLAN	173.12	348.37	1,464.94	657.06	214.04
					164,080.41	51,833.75
	CMC					
820	HOSPITAL	82,631.45	131,543.00	883,914.97	29,853.03	6,773.32
820	CMC 125 PLAN	313.85	672.97	2,486.21	1,065.33	337.06
830	CMC ACCOUNTS PAYABLE	2,125.49	3,946.71	14,812.67	9,242.44	4,016.12
840	CMC PAYROLL	663.68	909.61	5,447.28	2,197.64	722.76
820	CMC MEDICAL PROFESSIONAL	24,229.22	40,175.63	72,514.32	14,759.99	6,153.33
820	CMC HOME HEALTH	8,558.03	19,645.68	17,379.42	4,035.55	1,535.73
820	CMC WEIGHT MGMT	917.83	1,833.05	1,715.49	359.97	125.11
820	CMC NURSING HOMES	1,875.77	3,321.15	17,948.66	3,708.26	1,369.65
					65,222.21	21,033.08
	NAVIGATION					
950	NAVIG TXLC CONSTRUCCION			622.72	645.79	439.54
950	NAVIG. 2015 CONST INT&SINK	1,331.82	1,260.98	3,944.95	2,761.52	1,067.75
950	NAVIGATION DISTRICT	9,119.29	10,981.52	7,565.91	4,515.41	982.86
950	NAVIG CONSTRUCTION 2012A	0.00	0.00	0.00	0.00	0.00
950	NAVIG 2012A/B INT & SINKING	584.43	1,475.70	4,559.71	3,201.98	1,248.51
950	NAVIG. INTEREST & SINKING	0.00	0.00	0.00	0.00	0.00
					11,124.70	3,738.66
	BANK TOTAL	377,781.84	579,557.55	2,253,772.19	240,427.32	76,605.49

The interest from the POOL and CD investmetns were removed from 100, 770, 820 Hospital 1/31/2024 statement and put with the coralating attachment

CASH & INVESTMENTS BY FUND

AS OF: MARCH 31ST, 2024 MARCH 31ST, 2024

FUND ACCT. NO.	ACCOUNT NAME	CASH	INVESTMENTS
FLEXIBLE BENEFITS PLAN			
870 101-2000	CASH-FLEX BEN-DENTAL, LIFE, VSN	29,764.76	
870 101-3000	CASH IN BANK/PROSPERITY BANK	153,031.38	
TOTAL 870-FLEXIBLE BENEFITS PLAN		182,796.14	0.00
LEOSE FUND			
880 101-2000	CLAIM ON CASH-LEOSE FUND	66,958.38	
TOTAL 880-LEOSE FUND		66,958.38	0.00
TOTAL CASH AND INVESTMENTS		55,362,192.60	43,545,030.87

*** END OF REPORT ***

Pooled Cash

(26,446,389.73)

28,915,802.87

43,545,030.87

55,362,192.60 +
26,446,389.73 =
002
28,915,802.87

CASH & INVESTMENTS BY FUND

AS OF: MARCH 31ST, 2024

FUND	ACCT. NO.	ACCOUNT NAME	CASH	INVESTMENTS
POOLED CASH - APCA				
=====				
001	101-2000	POOLED CASH	26,446,389.73	
001	101-2005	POOLED CASH-PAYROLL	0.00	
TOTAL 001-POOLED CASH - APCA			26,446,389.73	0.00

GENERAL FUND				
=====				
100	101-2000	CLAIM ON CASH-GENERAL FUND	2,614,442.17	
100	101-3000	VC CREDIT CARD CLEARING ACCT	120,709.90	
100	101-3010	VC ANIMAL SERVICES ACCT	100.00	
100	151-1003	CERTIFICATE OF DEPOSIT		14,123,000.00
100	151-1004	GOVERNMENT AGENCIES		300,000.00
100	151-1005	LOCAL GOVT. INVEST. COOP.		8,524,409.31
100	151-1007	TEXAS COOPERATIVE LIQUID ASSET		13,880,990.46
TOTAL 100-GENERAL FUND			2,735,252.07	36,828,399.77

EMERGENCY MGMT				
=====				
108	101-2000	CLAIM ON CASH-EMER MGMT	(247,691.90)	
TOTAL 108-EMERGENCY MGMT			(247,691.90)	0.00

LEPC FUND				
=====				
109	101-2000	CLAIM ON CASH-LEPC	18,256.57	
TOTAL 109-LEPC FUND			18,256.57	0.00

J. P. SPECIAL FUND				
=====				
110	101-2000	CLAIM ON CASH-J.P. SPECIAL FD	667.15	
TOTAL 110-J.P. SPECIAL FUND			667.15	0.00

COURT-INITIATED GUARDIANS				
=====				
117	101-2000	CLAIM ON CASH-COURT INITIATED	11,578.71	
TOTAL 117-COURT-INITIATED GUARDIANS			11,578.71	0.00

CASH & INVESTMENTS BY FUND

AS OF: MARCH 31ST, 2024

MARCH 31ST, 2024

FUND ACCT. NO.	ACCOUNT NAME	CASH	INVESTMENTS
COUNTY JURY FUND			
118	101-2000 CLAIM ON CASH-COUNTY JURY FUND	8,082.43	
TOTAL 118-COUNTY JURY FUND		8,082.43	0.00
CO CLERK ARCHIVE FEE FD			
119	101-2000 CLAIM ON CASH-CO CLK ARCHIVE	43,617.00	
TOTAL 119-CO CLERK ARCHIVE FEE FD		43,617.00	0.00
RECORDS MANAGEMENT FUND			
120	101-2000 CLAIM ON CASH-RECORD MGMT	275,595.45	
TOTAL 120-RECORDS MANAGEMENT FUND		275,595.45	0.00
COURTHOUSE SECURITY FUND			
121	101-2000 CLAIM ON CASH-CRTHSE SECURITY	152,380.73	
TOTAL 121-COURTHOUSE SECURITY FUND		152,380.73	0.00
JUSTICE CT BLDG SECURITY			
122	101-2000 CLAIM ON CASH-JP CRT BLD SECUR	31,019.62	
TOTAL 122-JUSTICE CT BLDG SECURITY		31,019.62	0.00
DIST. CLERK RECORDS MGMT			
123	101-2000 CLAIM ON CASH-DIST CLK REC MGT	56,837.00	
TOTAL 123-DIST. CLERK RECORD MGMT		56,837.00	0.00
CO CLERK OF THE COURT			
124	101-2000 CLAIM ON CASH-CO CLRK OF COUR	96,745.86	
TOTAL 124-CO CLERK OF THE COURT		96,745.86	0.00

CASH & INVESTMENTS BY FUND

AS OF: MARCH 31ST, 2024

MARCH 31ST, 2024

FUND ACCT. NO.	ACCOUNT NAME	CASH	INVESTMENTS
DIST CLERK OF THE COURT			
=====			
125 101-2000	CLAIM ON CASH-DIST CLRK OF CRT	81,281.13	
		-----	-----
	TOTAL 125-DIST CLERK OF THE COURT	81,281.13	0.00
		-----	-----
COURT REPORTER SERVICE			
=====			
126 101-2000	CLAIM ON CASH-CRT REPORTER SRV	14,343.64	
		-----	-----
	TOTAL 126-COURT REPORTER SERVICE	14,343.64	0.00
		-----	-----
COURT FACILITY FEE FUND			
=====			
127 101-2000	CLAIM ON CASH-CRT FACILITY FEE	64,032.69	
		-----	-----
	TOTAL 127-COURT FACILITY FEE FUND	64,032.69	0.00
		-----	-----
CDBG-DR LOCAL BUYOUT			
=====			
128 101-2000	CLAIM ON CASH-CDBG-DR LOCAL BU	(1,875.00)	
		-----	-----
	TOTAL 128-CDBG-DR LOCAL BUYOUT	(1,875.00)	0.00
		-----	-----
LANGUAGE ACCESS FUND			
=====			
129 101-2000	CLAIM ON CASH-LANGUAGE ACCESS	22,833.49	
		-----	-----
	TOTAL 129-LANGUAGE ACCESS FUND	22,833.49	0.00
		-----	-----
PATRIOT PARK DONATION FD			
=====			
140 101-2000	CLAIM ON CASH-PATRIOT PRK DON	3,001.56	
		-----	-----
	TOTAL 140-PATRIOT PARK DONATION FD	3,001.56	0.00
		-----	-----
OPIOID SETTLEMENT FUND			
=====			
145 101-2000	CLAIM ON CASH-OPIOID SETTLEMEN	163,516.95	
		-----	-----
	TOTAL 145-OPIOID SETTLEMENT FUND	163,516.95	0.00
		-----	-----

CASH & INVESTMENTS BY FUND

AS OF: MARCH 31ST, 2024

MARCH 31ST, 2024

FUND	ACCT. NO.	ACCOUNT NAME	CASH	INVESTMENTS
SHERIFF'S SPECIAL FUND				
=====				
150	101-2000	CLAIM ON CASH-SHERIFFS SPECIAL	42,949.45	
150	101-3000	PROPERTY TAX SALE ACCOUNT	50.75	
TOTAL 150-SHERIFF'S SPECIAL FUND			43,000.20	0.00

CONSTABLE'S SPECIAL FUND				
=====				
155	101-2000	CLAIM ON CASH-CONSTABLES SPEC	0.00	
TOTAL 155-CONSTABLE'S SPECIAL FUND			0.00	0.00

CLERK'S SPECIAL FUND				
=====				
160	101-2000	CLAIM ON CASH-CLERKS SPECIAL	25,621.95	
TOTAL 160-CLERK'S SPECIAL FUND			25,621.95	0.00

AMERICAN RESCUE PLAN				
=====				
190	101-2000	CLAIM ON CASH-AMERICAN RESCUE	7,147,899.87	
TOTAL 190-AMERICAN RESCUE PLAN			7,147,899.87	0.00

DR-4586 2021 WINTER WEATH				
=====				
191	101-2000	CLAIM ON CASH-DR-4586 2021 WIN	0.00	
TOTAL 191-DR-4586 2021 WINTER WEATH			0.00	0.00

COVID19				
=====				
192	101-2000	CLAIM ON CASH-COVID19	594,045.48	
TOTAL 192-COVID19			594,045.48	0.00

GULF/MEXICO ENERGY SEC				
=====				
195	101-2000	CLAIM ON CASH-GULF MEXICO ENGY	1,255,629.97	
TOTAL 195-GULF/MEXICO ENERGY SEC.			1,255,629.97	0.00

CASH & INVESTMENTS BY FUND

AS OF: MARCH 31ST, 2024 MARCH 31ST, 2024

FUND ACCT. NO.	ACCOUNT NAME	CASH	INVESTMENTS
HMGP DR-4485 RGNL EMERGNC			
=====			
196	101-2000 CLAIM ON CASH-HMGP DR-4485 RGN	0.00	
		-----	-----
	TOTAL 196-HMGP DR-4485 RGNL EMERGNC	0.00	0.00
		-----	-----
FEMA HAZARD MIT FUND			
=====			
197	101-2000 CLAIM ON CASH-FEMA HAZARD MIT	(294,728.85)	
		-----	-----
	TOTAL 197- FEMA HAZARD MIT. FD	(294,728.85)	0.00
		-----	-----
HURRICANE HARVEY DR#4332			
=====			
198	101-2000 CLAIM ON CASH-HURRICANE HARVEY	0.00	
198	101-3000 CLAIM ON CASH/GRANT FUND	0.00	
		-----	-----
	TOTAL 198-HURRICANE HARVEY DR#4332	0.00	0.00
		-----	-----
TXDOT MCCOY RD RECONST			
=====			
199	101-2000 CLAIM ON CASH-TXDOT MCCOY RD	327,336.14	
		-----	-----
	TOTAL 199-TXDOT MCCOY RD RECONST	327,336.14	0.00
		-----	-----
ROAD AND BRIDGE FUND/PCT			
=====			
201	101-2000 CLAIM ON CASH-R&B PCT #1	1,415,262.19	
		-----	-----
	TOTAL 201-ROAD & BRIDGE FUND PCT 1	1,415,262.19	0.00
		-----	-----
ROAD AND BRIDGE FUND/PCT			
=====			
202	101-2000 CLAIM ON CASH-R&B PCT #2	2,380,447.43	
		-----	-----
	TOTAL 202-ROAD & BRIDGE FUND PCT 2	2,380,447.43	0.00
		-----	-----
ROAD AND BRIDGE FUND/PCT			
=====			
203	101-2000 CLAIM ON CASH-R&B PCT #3	1,664,546.18	
		-----	-----
	TOTAL 203-ROAD & BRIDGE FUND PCT 3	1,664,546.18	0.00
		-----	-----

CASH & INVESTMENTS BY FUND

AS OF: MARCH 31ST, 2024 MARCH 31ST, 2024

FUND	ACCT. NO.	ACCOUNT NAME	CASH	INVESTMENTS
ROAD AND BRIDGE FUND/PCT				
=====				
204	101-2000	CLAIM ON CASH-R&B PCT #4	1,709,204.43	
TOTAL 204-ROAD & BRIDGE FUND PCT 4			1,709,204.43	0.00
CTIF GRANT FUND				
=====				
210	101-2000	CLAIM ON CASH-CTIF	0.00	
TOTAL 210-CTIF GRANT FUND			0.00	0.00
CAPITAL CREDITS FUND				
=====				
215	101-2000	CLAIM ON CASH-CAPITAL CREDITS	146,568.80	
TOTAL 215-CAPITAL CREDITS FUND			146,568.80	0.00
JUVENILE RESTITUTION				
=====				
221	101-2000	CLAIM ON CASH-JUVEN.RESTITUT.	272.22	
TOTAL 221-JUVENILE RESTITUTION			272.22	0.00
JUVENILE PROBATION FUND				
=====				
231	101-2000	CLAIM ON CASH-JUVEN PROBAT.	140,932.26	
TOTAL 231-JUVENILE PROBATION FD			140,932.26	0.00
DRUG COURTS PROGRAMS				
=====				
240	101-2000	CLAIM ON CASH-DRUG CRT PROG	412.97	
TOTAL 240-DRUG COURTS PROGRAM			412.97	0.00
24TH JUDICIAL DIST PROB				
=====				
241	101-2000	CLAIM ON CASH-24 JUD DIST PROB	0.00	
TOTAL 241-24TH JUDICIAL DIST. PROB			0.00	0.00

CASH & INVESTMENTS BY FUND

AS OF: MARCH 31ST, 2024 MARCH 31ST, 2024

FUND ACCT. NO.	ACCOUNT NAME	CASH	INVESTMENTS
COUNTY SPECIALTY COURT			
=====			
245 101-2000	CLAIM ON CASH-CNTY SPECIALTY	3,843.22	
TOTAL 245-COUNTY SPECIALTY COURT		3,843.22	0.00

LOCAL TRUANCY PREVENTION			
=====			
280 101-2000	CLAIM ON CASH-LOCAL TRUANCY	42,179.64	
TOTAL 280-LOCAL TRUANCY PREVENTIONS		42,179.64	0.00

JUSTICE TECHNOLOGY FUND			
=====			
281 101-2000	CLAIM ON CASH-JUSTICE TECH.	7,206.19	
TOTAL 281-JUSTICE TECHNOLOGY FD.		7,206.19	0.00

FAMILY PROTECTION FEE FD			
=====			
282 101-2000	CLAIM ON CASH-FAM PROTECT FEE	539.73	
TOTAL 282-FAMILY PROTECTION FEE FD		539.73	0.00

CO/DIST TECHNOLOGY FD			
=====			
283 101-2000	CLAIM ON CASH-CO/DIST TECHNOL.	13,609.80	
TOTAL 283-CO/DIST TECHNOLOGY FD		13,609.80	0.00

CHILD ABUSE PREVENTION			
=====			
286 101-2000	CLAIM ON CASH-CHILD ABUSE PRV	314.59	
TOTAL 286-CHILD ABUSE PREVENTION		314.59	0.00

RURAL SALARY ASSISTANCE G			
=====			
288 101-2000	CLAIM ON CASH-RURAL SALARY ASS	629,841.19	
TOTAL 288-RURAL SALARY ASSISTANCE G		629,841.19	0.00

CASH & INVESTMENTS BY FUND

AS OF: MARCH 31ST, 2024

MARCH 31ST, 2024

FUND	ACCT. NO.	ACCOUNT NAME	CASH	INVESTMENTS
CDA PROCESSING FEE FUND				
=====				
300	101-2000	CLAIM ON CASH-CDA PROCESS FEE	9,571.02	
			-----	-----
TOTAL 300-CDA PROCESSING FEE FUND			9,571.02	0.00
			-----	-----
BOND FORFEITURE COMM				
=====				
301	101-2000	CLAIM ON CASH-BOND FORFEITURE	30,409.65	
			-----	-----
TOTAL 301-BOND FORFEITURE COMM			30,409.65	0.00
			-----	-----
CDA STATE JUDICIARY FUND				
=====				
302	101-2000	CLAIM ON CASH-CDA STATE JUD.	3,942.87	
			-----	-----
TOTAL 302-CDA STATE JUDICIARY FUND			3,942.87	0.00
			-----	-----
PRETRIAL INTERVENTION				
=====				
303	101-2000	CLAIM ON CASH-PRETRIAL INTERV	61,083.52	
			-----	-----
TOTAL 303-PRETRIAL INTERVENTION			61,083.52	0.00
			-----	-----
VICTORIA CNTY CARE COURT				
=====				
304	101-2000	CLAIM ON CASH-CARE COURT	4,516.91	
			-----	-----
TOTAL 304-VICTORIA CNTY CARE COURT			4,516.91	0.00
			-----	-----
CDA VICTIMS ASSISTANCE GR				
=====				
305	101-2000	CLAIM ON CASH-CDA VICTIMS ASST	(13,372.15)	
			-----	-----
TOTAL 305-CDA VICTIMS ASSIST GRANT			(13,372.15)	0.00
			-----	-----
VICTIM COORD/LIASON GNT				
=====				
306	101-2000	CLAIM ON CASH-SO VICT COORD	(10,971.31)	
			-----	-----
TOTAL 306-VICTIM COORD/LIASON GNT			(10,971.31)	0.00
			-----	-----

CASH & INVESTMENTS BY FUND

AS OF: MARCH 31ST, 2024

MARCH 31ST, 2024

FUND	ACCT. NO.	ACCOUNT NAME	CASH	INVESTMENTS
SCAAP PROGRAM				
=====				
307	101-2000	CLAIM ON CASH-SCAAP PROGRAM	0.00	
			-----	-----
TOTAL 307-SCAAP PROGRAM			0.00	0.00
			-----	-----
TEXAS VINE GRANT				
=====				
308	101-2000	CLAIM ON CASH-TX VINE GRANT	(4,507.60)	
			-----	-----
TOTAL 308-TEXAS VINE GRANT			(4,507.60)	0.00
			-----	-----
4/H ACTIVITY CENTER				
=====				
310	101-2000	CLAIM ON CASH-4/H ACTIVITY CNT	4,844.27	
			-----	-----
TOTAL 310-4/H ACTIVITY CENTER			4,844.27	0.00
			-----	-----
AIRPORT FUND				
=====				
321	101-2000	CLAIM ON CASH-AIRPORT FUND	820,742.98	
321	101-3000	CASH IN BANK/AIRPORT DRAFTING	460,160.05	
321	151-1000	TREASURY BILLS		0.00
321	151-1001	TEXPOOL INVESTMENTS		0.00
321	151-1005	LOCAL GOVT. INVEST COOP		0.00
			-----	-----
TOTAL 321-AIRPORT FUND			1,280,903.03	0.00
			-----	-----
AIRPORT GRANT FUND				
=====				
322	101-2000	CLAIM ON CASH-AIRPORT GRANT	(4,929.00)	
			-----	-----
TOTAL 322-AIRPORT GRANT FUND			(4,929.00)	0.00
			-----	-----
AIRPORT CAPITAL PROJECTS				
=====				
323	101-2000	CLAIM ON CASH-AIRP CAPITAL PRO	897.60	
			-----	-----
TOTAL 323-AIRPORT CAPITAL PROJECTS			897.60	0.00
			-----	-----

CASH & INVESTMENTS BY FUND

AS OF: MARCH 31ST, 2024 MARCH 31ST, 2024

FUND	ACCT. NO.	ACCOUNT NAME	CASH	INVESTMENTS
SPECIAL SERVICE FUND				
=====				
330	101-2000	CLAIM ON CASH-SPECIAL SERVICE	892,918.41	
TOTAL 330-SPECIAL SERVICE FUND			892,918.41	0.00

JAG-REG TASK FORCE APPREH				
=====				
331	101-2000	CLAIM ON CASH-JAG REG TASK FOR	0.00	
TOTAL 331-JAG-REG TASK FORCE APPREH			0.00	0.00

OOG FY 2020 CESF				
=====				
332	101-2000	CLAIM ON CASH-OOG FY2020 CESF	0.00	
TOTAL 332-OOG FY 2020 CESF			0.00	0.00

BJA FY 2020 CESF				
=====				
333	101-2000	CLAIM ON CASH-BJA FY 2020 CESF	0.00	
TOTAL 333-BJA FY 2020 CESF			0.00	0.00

SWB RURAL LAW ENFORCEMENT				
=====				
334	101-2000	CLAIM ON CASH-SWB RURAL LAW EN	0.00	
TOTAL 334-SWB RURAL LAW ENFORCEMENT			0.00	0.00

OPERATION LONE STAR GRANT				
=====				
335	101-2000	CLAIM ON CASH-OPERATION LONE S	0.00	
TOTAL 335-OPERATION LONE STAR GRANT			0.00	0.00

STONEGARDEN GRANT				
=====				
336	101-2000	CLAIM ON CASH-STONEGARDEN GNT	(113,079.65)	
TOTAL 336-STONEGARDEN 2010SST0-0008			(113,079.65)	0.00

CASH & INVESTMENTS BY FUND

AS OF: MARCH 31ST, 2024 MARCH 31ST, 2024

FUND ACCT. NO.	ACCOUNT NAME	CASH	INVESTMENTS
JAG-LESS LETHAL FORCE			
=====			
337 101-2000	CLAIM ON CASH-JAG LESS LETHAL	0.00	
		-----	-----
TOTAL 337-JAG-LESS LETHAL FORCE		0.00	0.00
		-----	-----
CLICK IT OR TICKET			
=====			
338 101-2000	CLAIM ON CASH-GCRPC 9-1-1	17,704.40	
		-----	-----
TOTAL 338-GCRPC - 9-1-1 ALLOCATION		17,704.40	0.00
		-----	-----
BYRNE JAG PROGRAM			
=====			
339 101-2000	CLAIM ON CASH-BYRNE JAG PROG	0.00	
		-----	-----
TOTAL 339-BYRNE JAG PROGRAM		0.00	0.00
		-----	-----
HIGH INTENSITY DRUG TRAF			
=====			
340 101-2000	CLAIM ON CASH-HIGH INTENSITY	{ 19,312.71}	
		-----	-----
TOTAL 340-HIGH INTENSITY DRUG TRAFF		{ 19,312.71}	0.00
		-----	-----
BODY WORN CAMERA PROG			
=====			
342 101-2000	CLAIM ON CASH-BODY WORN CAMERA	0.00	
		-----	-----
TOTAL 342-BODY WORN CAMERA PROG		0.00	0.00
		-----	-----
RIFLE REST BODY ARM GNT			
=====			
343 101-2000	CLAIM ON CASH-RIFLE RESIT BODY	0.00	
		-----	-----
TOTAL 343-RIFLE RESIT BODY ARMOR GN		0.00	0.00
		-----	-----
FIREFIGHTERS GRANT			
=====			
344 101-2000	CLAIM ON CASH-FIREFIGHTERS GNT	0.00	
		-----	-----
TOTAL 344-FIREFIGHTERS GRANT		0.00	0.00
		-----	-----

CASH & INVESTMENTS BY FUND

AS OF: MARCH 31ST, 2024 MARCH 31ST, 2024

FUND	ACCT. NO.	ACCOUNT NAME	CASH	INVESTMENTS
FERAL HOG GRANT				
=====				
345	101-2000	CLAIM ON CASH-FERAL HOG GRANT	0.00	
			-----	-----
TOTAL 345-FERAL HOG GRANT			0.00	0.00
			-----	-----
TXCDBG WCID1 BLOOMINGTON				
=====				
346	101-2000	CLAIM ON CASH-WCID1 BLOOMING	0.00	
			-----	-----
TOTAL 346-TXCDBG GNT-WCID1 BLOOM.			0.00	0.00
			-----	-----
TXCDBG WCID2 PLACEDO				
=====				
347	101-2000	CLAIM ON CASH-WCID2 PLACEDO	0.00	
			-----	-----
TOTAL 347-TXCDBG GNT- WCID2 PLACEDO			0.00	0.00
			-----	-----
CDBG HURRICANE HARVEY DR				
=====				
348	101-2000	CLAIM ON CASH-CDBG HUR HARVEY	(191,109.90)	
			-----	-----
TOTAL 348-CDBG HURRICANE HARVEY DR			(191,109.90)	0.00
			-----	-----
CDBG-MIT MOD GRANT				
=====				
349	101-2000	CLAIM ON CASH-CDBG-MIT MOD GRA	0.00	
			-----	-----
TOTAL 349-CDBG-MIT MOD GRANT			0.00	0.00
			-----	-----
STATE FEE ACCOUNT				
=====				
350	101-2000	CLAIM ON CASH-STATE FEE FD	148,799.99	
			-----	-----
TOTAL 350-STATE FEE ACCOUNT			148,799.99	0.00
			-----	-----
PESC MENTAL HEALTH DEPUTY				
=====				
355	101-2000	CLAIM ON CASH-PESC MENTAL HLTH	(2,927.36)	
			-----	-----
TOTAL 355-PESC MENTAL HEALTH DEPUTY			(2,927.36)	0.00
			-----	-----

CASH & INVESTMENTS BY FUND

AS OF: MARCH 31ST, 2024

MARCH 31ST, 2024

FUND	ACCT. NO.	ACCOUNT NAME	CASH	INVESTMENTS
MENTAL HLTH PEACE OFF FD				
=====				
356	101-2000	CLAIM ON CASH-MENTAL SO/GB	(68,393.96)	
TOTAL 356-MENTAL HEALTH PEACE OFF			(68,393.96)	0.00

BISD SCHOOL RESOURCE OFF				
=====				
358	101-2000	CLAIM ON CASH-BISD SCHL RESOUR	(15,336.79)	
TOTAL 358-BISD SCHOOL RESOURCE OFF			(15,336.79)	0.00

BULLET RESISTANT SHIELD				
=====				
359	101-2000	CLAIM ON CASH-BULLET RESIS SHI	0.00	
TOTAL 359-BULLET RESISTANT SHIELD			0.00	0.00

SHERIFF'S FORFEITURE FD				
=====				
360	101-2000	CLAIM ON CASH-SHERIFF FORFEIT	1,095,810.56	
360	151-1001	TEXPOOL INVESTMENTS		0.00
360	151-1005	LOCAL GOVT. INVEST. COOP.		0.00
TOTAL 360-SHERIFF'S FORFEITURE FUND			1,095,810.56	0.00

SHERIFF'S DONATION FUND				
=====				
361	101-2000	CLAIM ON CASH-SHERIFF DONATION	920.52	
TOTAL 361-SHERIFF'S DONATION FUND			920.52	0.00

SHER DOJ FEDERAL FORFEIT				
=====				
362	101-2000	CLAIM ON CASH-SO DOJ FED FORFE	249,829.33	
TOTAL 362-SHERIFF DOJ FED. FORFEIT.			249,829.33	0.00

CDA CONTRABAND FORFEITURE				
=====				
370	101-2000	CLAIM ON CASH-CDA CONTRA FORF	1,120,536.40	
370	151-1005	LOCAL GOVT. INVEST. COOP.		0.00
TOTAL 370-CDA CONTRABAND FORFEITURE			1,120,536.40	0.00

CASH & INVESTMENTS BY FUND

AS OF: MARCH 31ST, 2024 MARCH 31ST, 2024

FUND ACCT. NO.	ACCOUNT NAME	CASH	INVESTMENTS
CDA DOJ EQUITABLE SHARE			
371 101-2000	CLAIM ON CASH-CDA DOJ EQUIT	1,128.29	
TOTAL 371-CDA DOJ EQUITABLE SHARE		1,128.29	0.00
SHERIFF DOT FEDERAL FORF			
372 101-2000	CLAIM ON CASH-SO DOT FED FORF.	476,465.42	
TOTAL 372-SHERIFF DOT FEDERAL FORF		476,465.42	0.00
SHERIFF COMMISSARY FUND			
380 101-2000	CLAIM ON CASH-SHER. COMMISSARY	833,557.94	
TOTAL 380-SHERIFF COMMISSARY FUND		833,557.94	0.00
JUVENILE COMMISSARY FUND			
390 101-2000	CLAIM ON CASH-JUV COMMISSARY	8,383.94	
TOTAL 390-JUVENILE COMMISSARY FUND		8,383.94	0.00
NATIONAL SCHOOL LUNCH PRG			
392 101-2000	CLAIM ON CASH-NSLP	(12,549.95)	
TOTAL 392-NATIONAL SCHOOL LUNCH PRG		(12,549.95)	0.00
VISD SRO REIMBURSEMENT			
395 101-2000	CLAIM ON CASH-VISD SRO REIMB	(92,123.92)	
TOTAL 395-VISD SRO REIMBURSEMENT		(92,123.92)	0.00
HEALTH INSURANCE FUND			
410 101-2000	CLAIM ON CASH-HEALTH INSUR	(1,319,157.21)	
410 101-3000	CASH IN BANK/BOON CHAPMAN	755.85	
TOTAL 410-HEALTH INSURANCE FUND		(1,318,401.36)	0.00

CASH & INVESTMENTS BY FUND

AS OF: MARCH 31ST, 2024 MARCH 31ST, 2024

FUND ACCT. NO.	ACCOUNT NAME	CASH	INVESTMENTS
EMPLOYEE BENEFIT FUND			
=====			
420 101-2000	CLAIM ON CASH-EMPLOYEE BENEF	2,299.52	
		-----	-----
TOTAL 420-EMPLOYEE BENEFIT FUND		2,299.52	0.00
		-----	-----
ELECTIONS ADM SPECIAL			
=====			
450 101-2000	CLAIM ON CASH-ELECT ADM SPEC	(794.74)	
		-----	-----
TOTAL 450-ELECTIONS ADM SPECIAL		(794.74)	0.00
		-----	-----
HAVA ELCTN SECURITY GRANT			
=====			
454 101-2000	CLAIM ON CASH-HAVA ELCTN SECU	0.00	
		-----	-----
TOTAL 454-HAVA ELCTN SECURITY GRNT		0.00	0.00
		-----	-----
HELP AMERICA VOTE GRANT			
=====			
455 101-2000	CLAIM ON CASH-HELP AMER VOTE	0.00	
		-----	-----
TOTAL 455-HELP AMERICA VOTE GRANT		0.00	0.00
		-----	-----
CTCL GRANT			
=====			
456 101-2000	CLAIM ON CASH-CTCL GRANT	0.00	
		-----	-----
TOTAL 456-CTCL GRANT		0.00	0.00
		-----	-----
ELECTIONS CHAPTER 19			
=====			
457 101-2000	CLAIM ON CASH-ELECT CHAPT 19	(394.12)	
		-----	-----
TOTAL 457-ELECTIONS CHAPTER 19 FD		(394.12)	0.00
		-----	-----
TAX ASSESSOR SPECIAL			
=====			
499 101-3000	SPECIAL INVENTORY ACCT.	1,348,379.87	
		-----	-----
TOTAL 499-TAX ASSESSOR SPECIAL		1,348,379.87	0.00
		-----	-----

CASH & INVESTMENTS BY FUND

AS OF: MARCH 31ST, 2024 MARCH 31ST, 2024

FUND ACCT. NO.	ACCOUNT NAME	CASH	INVESTMENTS
HISTORICAL COMMISSION			
=====			
500 101-2000	CLAIM ON CASH-HISTORICAL COMM	3,673.32	
		-----	-----
TOTAL 500-HISTORICAL COMMISSION		3,673.32	0.00
		-----	-----
TX HIST COMM CLG GRANT			
=====			
505 101-2000	CLAIM ON CASH-TX HIST' COMM CL	0.00	
		-----	-----
TOTAL 505-TX HIST COMM CLG GRANT		0.00	0.00
		-----	-----
CHILD WELFARE BOARD			
=====			
515 101-2000	CLAIM ON CASH-CHILD WELFARE BD	27,787.26	
		-----	-----
TOTAL 515-CHILD WELFARE BOARD		27,787.26	0.00
		-----	-----
TIDC IMPROVEMENT GRANT			
=====			
520 101-2000	CLAIM ON CASH-TIDC IMPROV GRAN	(17,741.70)	
		-----	-----
TOTAL 520-TIDC IMPROVEMENT GRANT		(17,741.70)	0.00
		-----	-----
TIDC REGIONL PUBLIC DEFEN			
=====			
525 101-2000	CLAIM ON CASH-TIDC REGNL PUBLI	(5,701.63)	
		-----	-----
TOTAL 525-TIDC REGIONL PUBLIC DEFEN		(5,701.63)	0.00
		-----	-----
REBUILD TEXAS FUND			
=====			
550 101-2000	CLAIM ON CASH-REBUILD TX FUND	0.00	
		-----	-----
TOTAL 550-REBUILD TEXAS FUND		0.00	0.00
		-----	-----
PETSMART CHARITIES GRANT			
=====			
560 101-2000	CLAIM ON CASH-PETSMART CHARITI	50,000.00	
		-----	-----
TOTAL 560-PETSMART CHARITIES GRANT		50,000.00	0.00
		-----	-----

CASH & INVESTMENTS BY FUND

AS OF: MARCH 31ST, 2024 MARCH 31ST, 2024

FUND ACCT. NO.	ACCOUNT NAME	CASH	INVESTMENTS
DEBT SERVICE			
=====			
700 101-2000	CLAIM ON CASH-DEBT SERVICE	1,792,182.02	
		-----	-----
	TOTAL 700-DEBT SERVICE	1,792,182.02	0.00
		-----	-----
LAW LIBRARY FUND			
=====			
720 101-2000	CLAIM ON CASH-LAW LIBRARY FD	26,672.49	
		-----	-----
	TOTAL 720-LAW LIBRARY FUND	26,672.49	0.00
		-----	-----
CAPITAL PROJECTS FUND			
=====			
770 101-2000	CLAIM ON CASH-CAPITAL PROJECTS	847,012.56	
770 151-1007	TEXAS COOPERATIVE LIQUID ASSET		6,716,631.10
		-----	-----
	TOTAL 770-CAPITAL PROJECTS FUND	847,012.56	6,716,631.10
		-----	-----
CONSTRUCTION RETAINAGE			
=====			
771 101-2000	CLAIM ON CASH-CONSTRN RETAIN	8,249.44	
		-----	-----
	TOTAL 771-CONSTRUCTION RETAINAGE	8,249.44	0.00
		-----	-----
VICTORIA HEALTH DEPT			
=====			
800 101-2000	CLAIM ON CASH-HEALTH DEPT	(668,490.90)	
800 101-3000	CASH IN BANK/HLTH 340B DRAFT.	354,144.75	
		-----	-----
	TOTAL 800-VICTORIA HEALTH DEPT.	(314,346.15)	0.00
		-----	-----
TX A&M UNIV HLTH SCIENCE			
=====			
801 101-2000	CLAIM ON CASH-TX A&M HLTH SCI	0.00	
		-----	-----
	TOTAL 801-TX A&M UNIV HLTH SCIENCE	0.00	0.00
		-----	-----
MEDICAID ADM CLAIM FD			
=====			
802 101-2000	CLAIM ON CASH-MEDICAID ADM CLM	53,172.24	
		-----	-----
	TOTAL 802-MEDICAID ADM CLAIMS FD	53,172.24	0.00
		-----	-----

CASH & INVESTMENTS BY FUND

AS OF: MARCH 31ST, 2024 MARCH 31ST, 2024

FUND ACCT. NO.	ACCOUNT NAME	CASH	INVESTMENTS
TEXAS HOME VISITING GNT			
=====			
803 101-2000	CLAIM ON CASH-TX HOME VISITING	(147,030.91)	
TOTAL 803-TEXAS HOME VISITING GRANT		(147,030.91)	0.00

HOGG FOUNDATION GRANT			
=====			
804 101-2000	CLAIM ON CASH-HOGG FOUNDAT.	97,012.27	
TOTAL 804-HOGG FOUNDATION GNT		97,012.27	0.00

HURRICANE PUBLIC HLTH GNT			
=====			
805 101-2000	CLAIM ON CASH-HURRICANE PUBLIC	0.00	
TOTAL 805-HURRICANE PUBLIC HLTH GNT		0.00	0.00

AMERICARES			
=====			
806 101-2000	CLAIM ON CASH-AMERICARES	0.00	
TOTAL 806-AMERICARES		0.00	0.00

CPS/PH WKFORCE 9/21-6/24			
=====			
808 101-2000	CLAIM ON CASH-CPS/PH WKFORCE	(151,104.16)	
TOTAL 808-CPS/PH WKFORCE 9/21-6/23		(151,104.16)	0.00

CPS/PH INFRAST 4/23-11/27			
=====			
809 101-2000	CLAIM ON CASH-CPS/PH INFRAST 4	0.00	
TOTAL 809-CPS/PH INFRAST 4/23-11/27		0.00	0.00

VICTORIA WIC PROGRAM			
=====			
810 101-2000	CLAIM ON CASH-WIC PROGRAM	(119,948.39)	
TOTAL 810-VICTORIA WIC PROGRAM		(119,948.39)	0.00

FUND	ACCT. NO.	ACCOUNT NAME	CASH	INVESTMENTS
VICTORIA COUNTY HOSPITAL				
820	101-1000	HOSPITAL FUND	4,419,526.17	
820	101-2004	CMC 125 PLAN	235,100.05	
820	101-2010	CMC BONDS	10,017,611.08	
820	101-3000	CMC ACCTS PAYABLE	(510,769.02)	4,419,526.17 +
820	101-4000	CMC PAYROLL	20,722.76	235,100.05 +
820	101-4100	CMC MEDICAL PROFESS #214125768	100.07	10,017,611.08 +
820	101-4105	CMC MEDICAL PROFESS #217301213	4,369,545.05	510,769.02 -
820	101-4200	CMC WEIGHT MANAGEMENT CNTR	76,337.55	20,722.76 +
820	101-4300	CMC HOME HEALTH AGENCY	957,028.17	100.07 +
820	101-5001	ARBORETUM NURSE /REHAB/WINNIE	0.00	4,369,545.05 +
820	101-5002	MATAGORDA NURSING & REHAB	0.00	76,337.55 +
820	101-5003	TWIN PINES NURSING & REHAB	887.27	957,028.17 +
820	101-5004	SHADY OAKS NURSING & REHAB	0.00	19,585,201.88 *
820	101-5005	AMISTAD NURSING & REHAB	0.00	
820	101-5006	GANADO NURSING & REHAB	0.00	
820	101-5007	CUERO NURSING & REHAB	0.00	
820	101-5008	STEVENS NURSE & REHAB/HALLETTS	0.00	887.27 +
820	101-5009	PORT LAVACA NURSING & REHAB	0.00	49,343.78 +
820	101-5010	SOUTHBROOKE NURSING & REHAB	0.00	134,492.66 +
820	101-5011	WHARTON NURSING & REHAB	0.00	87,481.29 +
820	101-5012	YOAKUM NURSING & REHAB	0.00	103,784.02 +
820	101-5100	CUERO NURSING & REHAB-HUD	49,343.78	194,181.51 +
820	101-5105	STEVENS NURSE & REHAB-HUD	134,492.66	4,854.64 +
820	101-5110	PORT LAVACA NURSE & REHAB-HUD	87,481.29	575,025.17 *
820	101-5115	SOUTHBROOKE NURSE&REHAB-HUD	103,784.02	
820	101-5120	WHARTON NURSING& REHAB-HUD	194,181.51	
820	101-5125	YOAKUM NURSING & REHAB-HUD	0.00	
820	101-5130	MATAGORDA NURSING & REHAB-HUD	4,854.64	
820	101-5135	TWIN PINES NURSING & REHAB-HUD	0.00	
820	101-5140	GANADO NURSING & REHAB-HUD	0.00	
820	151-1004	CERTIFICATES OF DEPOSIT		0.00
820	151-1005	LOCAL GOVT. INVEST. COOP.		0.00
820	151-1007	TEXAS COOPERATIVE LIQUID ASSET		31,031,192.34
TOTAL 820-VICTORIA COUNTY HOSPITAL			20,160,227.05	31,031,192.34
TOTAL CASH AND INVESTMENTS			20,160,227.05	31,031,192.34

*** END OF REPORT ***