



County of Victoria

205 N. Bridge St., Suite 110
Victoria, TX 77901
pfoster@vctx.org

Paige Foster
County Treasurer

MARCH 31, 2023

Honorable Judge Ben Zeller
Victoria County Commissioners' Court

Chapter 2256.023, Government Code (The Public Funds Investment Act), requires the investment officer of each local government to submit to its governing body a quarterly report of investment transactions.

The attached report details investments for Victoria County, Citizens Medical Center and Victoria County Navigation District for the quarter ending March 31, 2023.

Portfolios total \$125,279,507.49, invested with an emphasis on safety, liquidity and yield. The portfolio for the quarter is; LOGIC Pool 1.67%, Certificate of Deposits 9.33% and 89.01% in cash with an average interest rate of 2.80%.

Investment cash accounts at Prosperity Bank earned an average .40% for the quarter

Federal Reserve Bank Fed Fund interest rate increased .25% this quarter and the forecast is predicting this to be the final rate increase through 2023. There are not any rate cuts on the agenda for 2023, but there are expectations of rate cuts. Currently the Fed Funds interest rate is 4.75% to 5.00%.

Pledged collateral of bank deposits, held by Prosperity Bank, is above limits required by our depository contract.

Respectfully submitted,

A handwritten signature in black ink, appearing to read "Paige Foster", is written over a horizontal line.

Paige Foster
Victoria County Treasurer

FUND	PURCH DATE	ORIGINAL FACE	CURRENT FACE	DESCRIPTION	MAT DATE	Call Date	NET YIELD	PURCH PRICE	BEGINNING BOOK VALUE	BEGINNING MARKET VALUE	ENDING BOOK VALUE	ENDING MARKET VALUE	NET YIELD
VICTORIA COUNTY													
100		2,318,207.26	2,345,184.71	LOGIC POOL			4.703%	5,000,000.00	2,318,207.26	2,318,207.26	2,345,184.71	2,345,184.71	2.202%
100		13,115,000.00	13,129,000.00	Certificate of Deposit			3.293%		13,115,000.00	12,672,561.53	13,129,000.00	12,664,379.10	2.117%
		0	0	Certificate of Deposit					0.00	0.00	0.00	0.00	
		0	0	Gov't Agencies, Disc Notes					0.00	0.00	0.00	0.00	
		<u>15,433,207.26</u>	<u>15,474,184.71</u>	TOTAL INVESTMENTS					<u>15,433,207.26</u>	<u>14,990,768.79</u>	<u>15,474,184.71</u>	<u>15,009,563.81</u>	
				COUNTY FUNDS INVESTED					15,433,207.26	14,990,768.79	15,474,184.71	15,009,563.81	
				CASH ON HAND			0.400%		28,613,063.06		43,647,381.81		0.303%
				TOTAL			2.799%		<u>44,046,270.32</u>		<u>59,121,566.52</u>		1.541%
CITIZENS MEDICAL CENTER													
		0	0	LOGIC POOL			0.000%		0.00	0.00	0.00	0.00	
		0	0	Certificate of Deposit			0.000%	0.00	0.00	0.00	0.00	0.00	
		0	0	Certificate of Deposit			0.000%	0.00	0.00	0.00	0.00	0.00	
		0	0	Certificate of Deposit			0.000%	0.00	0.00	0.00	0.00	0.00	
		0	0	Certificate of Deposit			0.000%	0.00	0.00	0.00	0.00	0.00	
		<u>0</u>	<u>0</u>	TOTAL INVESTMENTS					<u>0.00</u>	<u>0.00</u>	<u>0.00</u>	<u>0.00</u>	
				HOSPITAL FUNDS INVESTED					0.00	0.00	0.00	0.00	
				CASH ON HAND			0.400%		59,273,787.07		64,316,616.60		0.303%
				TOTAL					<u>59,273,787.07</u>		<u>64,316,616.60</u>		
NAVIGATION DISTRICT													
				LOGIC POOL - BOND FUND			0.000%		0.00	0.00	0.00	0.00	
				LOGIC POOL - OPERATING FUND			0.000%		0.00	0.00	0.00	0.00	
		0	0	Certificate of Deposit			0.000%	0.00	0.00	0.00	0.00	0.00	
		0	0	Certificate of Deposit			0.000%	0.00	0.00	0.00	0.00	0.00	
		0	0	Certificate of Deposit			0.000%	0.00	0.00	0.00	0.00	0.00	
		0	0	Certificate of Deposit			0.000%	0.00	0.00	0.00	0.00	0.00	
		<u>0</u>	<u>0</u>	TOTAL INVESTMENTS					<u>0.00</u>	<u>0.00</u>	<u>0.00</u>	<u>0.00</u>	
				NAVIGATION DISTRICT INVESTMENTS					0.00	0.00	0.00	0.00	
BANK BALANCE - NOT BOOK BALANCE				CASH ON HAND			0.400%		336,432.18		1,841,324.37		0.303%
				TOTAL					<u>336,432.18</u>		<u>1,841,324.37</u>		

FUND	PURCH DATE	ORIGINAL FACE	CURRENT FACE	DESCRIPTION	MAT DATE	Call Date	NET YIELD	PURCH PRICE	BEGINNING BOOK VALUE	BEGINNING MARKET VALUE	ENDING BOOK VALUE	ENDING MARKET VALUE	NET YIELD
		15,433,207.26	15,474,184.71	GRAND TOTAL INVESTMENTS					15,433,207.26	14,990,768.79	15,474,184.71	15,009,563.81	

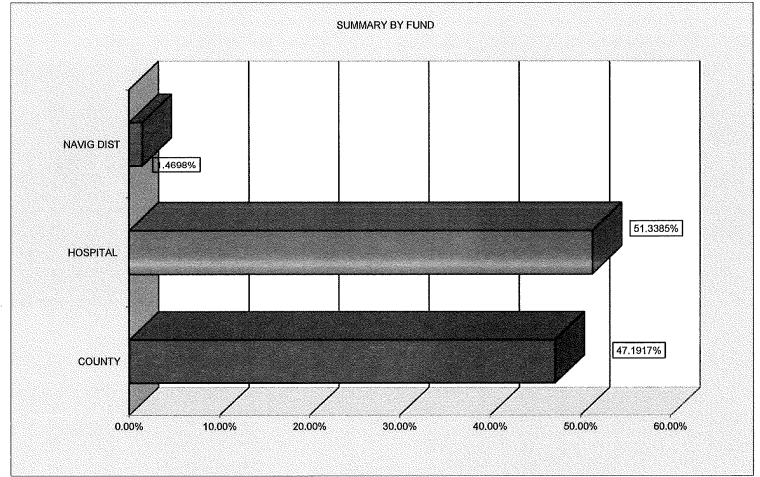
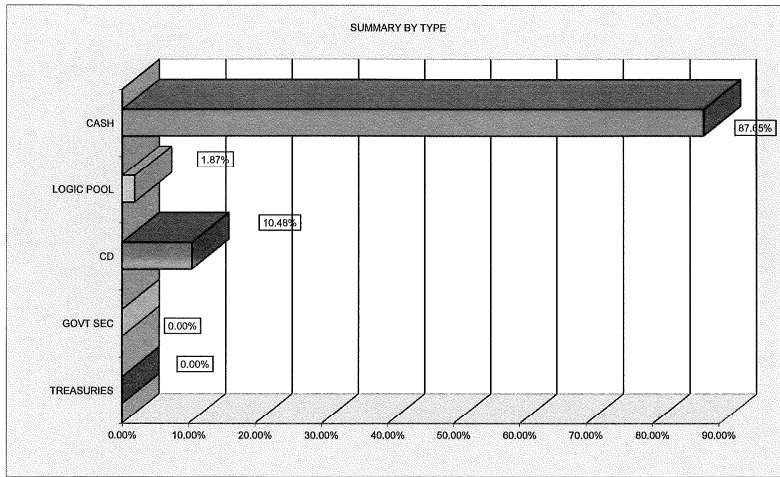
CASH & INVESTMENT SUMMARY BY FUND

	JANUARY 1, 2023		MARCH 31, 2023	
TOTAL COUNTY FUNDS	42.4925%	44,046,270.32	59,121,566.52	47.1917%
TOTAL HOSPITAL FUNDS	57.1829%	59,273,787.07	64,316,616.60	51.3385%
TOTAL NAVIGATION DISTRICT FUNDS	0.3246%	336,432.18	1,841,324.37	1.4698%
	100.00%	103,656,489.57	125,279,507.49	100.00%
	Above totals include cash.		Above totals include cash.	

INVESTMENT SUMMARY BY TYPE

TREASURIES	0.0000%	0.00	0.00	0.0000%
GOVERNMENT SECURITIES	0.0000%	0.00	0.00	0.0000%
CERTIFICATES OF DEPOSIT	12.6524%	13,115,000.00	13,129,000.00	10.4798%
LOGIC POOL	2.2364%	2,318,207.26	2,345,184.71	1.8720%
TOTAL INVESTMENT OTHER THAN CASH	14.8888%	15,433,207.26	15,474,184.71	12.3517%
TOTAL CASH	85.1112%	88,223,282.31	109,805,322.78	87.6483%
	100.00%	103,656,489.57	125,279,507.49	100.00%

FUND	PURCH DATE	ORIGINAL FACE	CURRENT FACE	DESCRIPTION	MAT DATE	Call Date	NET YIELD	PURCH PRICE	BEGINNING BOOK VALUE	BEGINNING MARKET VALUE	ENDING BOOK VALUE	ENDING MARKET VALUE	NET YIELD
------	------------	---------------	--------------	-------------	----------	-----------	-----------	-------------	----------------------	------------------------	-------------------	---------------------	-----------



ISSUER	CUSIP	BROKER	PERIOD ENDING 3/31/2023			SETTLE	MATURE	MKT PRICE	MARKET VALUE
			TERM	% EARN	BOOK VALUE				
FIRST BANK RICHMOND (28533)	319267J50	MBS	18	2.290%	\$ 246,000.00	5/20/2022	11/20/2023	98.227	\$ 241,638.42
OCEANFIRST BANK NA	67523TAL7	MBS	24	2.060%	\$ 247,000.00	3/30/2022	4/1/2024	96.974	\$ 239,525.78
SAFRA NATIONAL BANK	78658RHU8	MBS	24	2.210%	\$ 247,000.00	4/6/2022	4/8/2024	97.094	\$ 239,822.18
ALLY BANK	02007GPJ6	MBS	24	2.060%	\$ 247,000.00	4/7/2022	4/8/2024	96.944	\$ 239,451.68
FALL RIVER FIVE CENTS SAVINGS BANK	306275BE7	MBS	24	2.260%	\$ 247,000.00	4/18/2022	4/8/2024	97.069	\$ 239,760.43
PRIMEWAY FCU (2131)	741600AP5	MBS	24	2.520%	\$ 249,000.00	5/6/2022	5/6/2024	97.178	\$ 241,973.22
UBS BANK (57565)	90348J3B4	MBS	24	2.920%	\$ 249,000.00	5/11/2022	5/13/2024	97.567	\$ 242,941.83
AMERICAN NATL BANK (26499)	02769QDV8	MBS	24	2.270%	\$ 249,000.00	5/13/2022	5/13/2024	96.861	\$ 241,183.89
JOHN MARSHALL BANK (58243)	47804GHR7	MBS	24	2.570%	\$ 249,000.00	5/13/2022	5/13/2024	97.187	\$ 241,995.63
GREENSTATE CREDIT UNION	39573LBF4	MBS	36	0.470%	\$ 249,000.00	6/3/2021	5/14/2024	94.949	\$ 236,423.01
NEW YORK COMMUNITY BANK	649447UP2	MBS	36	0.360%	\$ 249,000.00	6/3/2021	6/3/2024	94.656	\$ 235,693.44
TRUSTONE FINL CR UN PLYMOUTH	89841MAC1	MBS	36	3.170%	\$ 249,000.00	6/29/2022	7/1/2024	97.615	\$ 243,061.35
UNITED HERITAGE CR	91334AAK9	MBS	18	5.180%	\$ 248,000.00	3/21/2023	9/23/2024	100.239	\$ 248,592.72
MORGAN STANLEY BANK NA	61773TDL4	MBS	30	2.440%	\$ 245,000.00	4/20/2022	10/18/2024	96.043	\$ 235,305.35
BANKERS BANK (23537)	06610RBQ1	MBS	30	2.600%	\$ 247,000.00	5/6/2022	11/6/2024	96.143	\$ 237,473.21
METRO (66364)	59161YAQ9	MBS	30	2.940%	\$ 249,000.00	5/20/2022	11/20/2024	96.612	\$ 240,563.88
CITY NATIONAL BANK (17281)	178180GR0	MBS	24	4.860%	\$ 244,000.00	11/23/2022	11/25/2024	99.751	\$ 243,392.44
ISRAEL DISCOUNT BANK (19977)	465076UD7	MBS	24	4.860%	\$ 244,000.00	11/25/2022	11/25/2024	99.750	\$ 243,390.00
BANKUNITED NA	066519RV3	MBS	36	1.010%	\$ 249,000.00	12/8/2021	12/9/2024	93.462	\$ 232,720.38
CAPITAL ONE NA	14042RQL8	MBS	36	0.850%	\$ 249,000.00	12/8/2021	12/9/2024	93.257	\$ 232,209.93
AMERICAN FRIST CU	02616AAP4	MBS	36	1.070%	\$ 249,000.00	12/30/2021	12/30/2024	93.327	\$ 232,384.23
FIRST NATIONAL BANK OF AMERICA	32110YVB8	MBS	36	0.960%	\$ 249,000.00	12/30/2021	12/30/2024	93.160	\$ 231,968.40
TEXAS EXCHANGE BANK	88241TNG1	MBS	36	1.440%	\$ 249,000.00	2/4/2022	2/4/2025	93.627	\$ 233,131.23
BEAL BANK	07371AWR0	MBS	36	1.330%	\$ 249,000.00	2/9/2022	2/5/2025	93.447	\$ 232,683.03
AMERANT BANK NA	02357QAR8	MBS	36	1.750%	\$ 249,000.00	2/28/2022	2/28/2025	93.970	\$ 233,985.30
AMERICAN EXPRESS NATL BANK	02589ABM3	MBS	36	1.910%	\$ 247,000.00	3/3/2022	3/3/2025	94.237	\$ 232,765.39
BARCLAYS BANK	06740KPE1	MBS	36	1.800%	\$ 247,000.00	3/16/2022	3/17/2025	93.952	\$ 232,061.44
GOLDMAN SACHS BANK USA 6 MONTH CALLABLE	38179M3A9	MBS	36	2.010%	\$ 249,000.00	3/16/2022	3/17/2025	94.295	\$ 234,794.55
LAFAYETTE FEDERAL CU	50625LAY9	MBS	36	2.320%	\$ 249,000.00	3/30/2022	3/31/2025	94.774	\$ 235,987.26
SYNCHRONY BANK	87165FJ47	MBS	36	2.270%	\$ 247,000.00	3/31/2022	3/31/2025	94.709	\$ 233,931.23
POPULAR BANK	73317AAV4	MBS	36	2.220%	\$ 247,000.00	4/6/2022	4/7/2025	94.561	\$ 233,565.67

4/14/2023CD INVESTMENTS COURT 2023

CD INVESTMENTS GENERAL FUND

PERIOD ENDING 3/31/2023

ISSUER	CUSIP	BROKER	TERM	% EARN	BOOK VALUE	SETTLE	MATURE	MKT PRICE	MARKET VALUE
BMW BANK OF NA	05580AL85	MBS	36	2.620%	\$ 247,000.00	4/8/2022	4/8/2025	95.341	\$ 235,492.27
JPMORGAN CHASE BANK NA	48128WPG4	MBS	36	2.620%	\$ 247,000.00	4/8/2022	4/8/2025	95.345	\$ 235,502.15
LEADER BANK NA	52168UHY1	MBS	36	2.670%	\$ 246,000.00	4/22/2022	4/22/2025	95.356	\$ 234,575.76
AMERICU	03065QAD0	MBS	36	2.620%	\$ 249,000.00	4/27/2022	4/28/2025	95.179	\$ 236,995.71
DISCOVER BANK (5649)	254673C46	MBS	36	2.970%	\$ 246,000.00	5/4/2022	5/5/2025	95.872	\$ 235,845.12
GENERATIONS BANK	37149CAS6	MBS	36	3.070%	\$ 247,000.00	5/6/2022	5/6/2025	96.034	\$ 237,203.98
CAPITAL ONE BANK USA NT (33954)	14042TGE1	MBS	36	3.210%	\$ 246,000.00	5/18/2022	5/19/2025	96.303	\$ 236,905.38
BRIDGEWATER BANK (58210)	108622MG3	MBS	36	2.870%	\$ 249,000.00	5/18/2022	5/19/2025	95.568	\$ 237,964.32
INSTITUTION FOR SAVINGS (90250)	45780PBL8	MBS	36	3.220%	\$ 247,000.00	5/20/2022	5/20/2025	96.272	\$ 237,791.84
CONNEXUS (66538)	20825WAT7	MBS	36	3.120%	\$ 249,000.00	5/26/2022	5/27/2025	96.032	\$ 239,119.68
CARTER FED CR UN	14622LAC6	MBS	36	3.120%	\$ 247,000.00	6/22/2022	6/23/2025	95.914	\$ 236,907.58
BMO HARRIS BANK NATL	05600XGK0	MBS	36	3.320%	\$ 245,000.00	6/24/2022	6/24/2025	96.357	\$ 236,074.65
MERTRUST FED CR UN	59001PAR0	MBS	36	3.320%	\$ 249,000.00	6/29/2022	6/30/2025	96.307	\$ 239,804.43
MACHIAS SVGS BK	554479EM3	MBS	30	4.310%	\$ 249,000.00	2/9/2023	8/8/2025	98.484	\$ 245,225.16
BANK OF WISCONSIN DELLS (15136)	065847FC4	MBS	34	4.540%	\$ 249,000.00	11/28/2022	9/29/2025	99.005	\$ 246,522.45
SPOKANE TEACHERS CR UN (68203)	849061AA4	MBS	36	4.980%	\$ 248,000.00	11/23/2022	11/24/2025	100.205	\$ 248,508.40
KEMBRA FINAANCIAL (61623)	48836LAX0	MBS	36	5.190%	\$ 248,000.00	11/23/2022	11/24/2025	100.040	\$ 248,099.20
ROGUE CR (68660)	77535MAD5	MBS	36	5.090%	\$ 248,000.00	11/25/2022	11/25/2025	100.005	\$ 248,012.40
AUSTIN TELCO FED CR UN (4584)	052392CD7	MBS	36	4.980%	\$ 248,000.00	11/28/2022	11/28/2025	100.207	\$ 248,513.36
LIBERTY FIRST CR UN	530520AF2	MBS	36	4.540%	\$ 249,000.00	2/3/2023	2/3/2026	98.921	\$ 246,313.29
FIRST LTD BK &TR	33742CCQ8	MBS	36	4.320%	\$ 249,000.00	3/8/2023	2/9/2026	98.251	\$ 244,644.99
SANDY SPRINGS BK	800364EX5	MBS	36	4.900%	\$ 244,000.00	3/14/2023	3/16/2026	99.992	\$ 243,980.48
				3.64%	13,129,000.00			96.431	\$ 12,664,379.10


4/14/2023CD INVESTMENTS COURT 2023

VICTORIA COUNTY
PORTFOLIO INVENTORY
MARCH 31, 2022

12/31/2022 Mat Date	Type	Par	Coupon	Cusip	Purch Date	Yield	Beginning		Ending		Change in Market	Change in Balance	D-T-M	% of Portfolio	Call Date	Wgt Avg Mat	Fund	Market Gain/ Loss	Invest Number
							Book Value	Market Value	Book Value	Market Value									
3/31/2022	Cash					0.400%	90,091,703.19	90,091,703.19	125,279,507.49	124,814,886.59		35,187,804.30	1	89.006%			ALL		
	CD	SEE ATTACHED				3.293%	13,115,000.00	12,672,561.53	13,129,000.00	12,664,379.10		14,000.00	0	9.328%			100		
	CD						0.00	0.00	0.00	0.00		0.00	0	0.000%					
	CD						0.00	0.00	0.00	0.00		0.00	0	0.000%					
3/31/2022	Investment Pools					4.7029%	2,296,193.83	2,296,193.83	2,345,184.71	2,345,184.71		48,990.88	1	1.666%			100		
	LOGIC																		
	U S Treasuries						0.00	0.00	0.00	0.00		0.00		0.00%					
	U S Agencies						0.00	0.00	0.00	0.00		0.00		0.00%					
							0.00	0.00	0.00	0.00		0.00		0.00%					
							0.00	0.00	0.00	0.00		0.00		0.00%					
	TOTAL INVESTMENTS						15,411,193.83	14,868,755.36	15,474,184.71	15,009,563.81									
	TOTAL						105,602,897.02	105,060,458.55	140,753,692.20	139,824,450.40				100.00%					
							Avg Yld on total portfolio → 2.7985%												
	1ST QTR						LOGIC	4.554%	CASH	0.400%	CD	2.584%							
	2023							4.739%		0.400%		3.650%							
								4.816%		0.400%		3.644%							
								4.7029%		0.4000%		3.2926%						→ 2.7985%	
	2ND QTR						LOGIC	0.420%	CASH	0.300%	CD	1.830%							
	2022							0.813%		0.300%		2.010%							
								1.180%		0.300%		2.080%							
								0.804%		0.300%		1.973%						→ 1.0258%	
	3RD QTR						LOGIC	1.654%	CASH	0.300%	CD	2.090%							
	2022							2.476%		0.300%		2.150%							
								2.476%		0.310%		2.110%							
								2.202%		0.303%		2.117%						→ 1.5406%	
	4TH QTR						LOGIC	3.117%	CASH	0.400%	CD	2.196%							
	2022							3.929%		0.400%		2.573%							
								4.334%		0.400%		2.560%							
								3.783%		0.400%		2.443%						→ 2.2120%	

Maturity Break
by Book Value

Overnight Funds	124,814,886.59
2-365 days	2,345,184.71
366-1095 days	<u>13,129,000.00</u>
1-2 yrs	140,289,071.30



VICTORIA COUNTY
INVESTMENTS ON HAND
MARCH 31, 2023

FUND	INV. NO.	PURCH DATE	PAR AMOUNT	DESCRIPTION	MAT DATE	CALL DATE	NET YIELD	PURCH PRICE	INDIV FND AMOUNT	TOTAL INVESTMENT	MARKET PRICE	MARKET VALUE
<u>VICTORIA COUNTY</u>												
				L.O.G.I.C. POOL			4.816%			2,345,184.71		2,345,184.71
				CERTIFICATE OF DEPOSIT			3.644%			13,129,000.00		12,664,379.10
				CASH ON HAND-COUNTY FUNDS			0.400%			43,647,381.81		43,647,381.81
				<u>TOTAL COUNTY FUNDS</u>						<u>59,121,566.52</u>		<u>58,656,945.62</u>
<u>CITIZENS MEDICAL CENTER</u>												
				L.O.G.I.C. POOL			0.000%			0.00		0.00
				CERTIFICATE OF DEPOSIT			0.000%			0.00		0.00
BANK BALANCE				CMC NURSING HOMES			0.400%			1,265,850.01		1,265,850.01
				CASH ON HAND-CITIZENS MEDICAL CENTER			0.400%			63,050,766.59		63,050,766.59
				<u>TOTAL HOSPITAL FUNDS</u>						<u>64,316,616.60</u>		<u>64,316,616.60</u>
<u>NAVIGATION DISTRICT</u>												
				CASH ON HAND 2015 CONSTRUCTION			0.000%			0.00		0.00
				CASH ON HAND 2015 INTEREST & SINKING			0.400%			657,882.62		657,882.62
				PROMOTION AND DEVELOPMENT FUND			0.400%			237,014.63		237,014.63
				CASH ON HAND-2012A/B INTEREST/SINKING			0.400%			776,695.76		776,695.76
BANK BALANCE				CASH ON HAND-NAVIGATION DISTRICT			0.400%			169,731.36		169,731.36
				<u>TOTAL NAVIGATION DIST FUNDS</u>						<u>1,841,324.37</u>		<u>1,841,324.37</u>
<u>SUMMARY TOTAL PORTFOLIO</u>												
				TOTAL COUNTY FUNDS						59,121,566.52	47.1917%	58,656,945.62
				TOTAL HOSPITAL FUNDS						64,316,616.60	51.3385%	64,316,616.60
BANK BALANCE				TOTAL NAVIGATION DISTRICT FUNDS						1,841,324.37	1.4698%	1,841,324.37
				<u>TOTAL FUNDS</u>						<u>125,279,507.49</u>	<u>100.00%</u>	<u>124,814,886.59</u>
				CASH ON HAND - ALL FUNDS						109,805,322.78	87.65%	109,805,322.78
				PLEDGED SECURITIES - ALL FUNDS						172,107,501.38		155,313,894.46
				CERTIFICATES OF DEPOSIT						13,129,000.00	10.48%	12,664,379.10
				MONEY MKT MUTUAL FUNDS						0.00	0.00%	0.00
				L.O.G.I.C. POOL						2,345,184.71	1.87%	2,345,184.71
				GOVERNMENT SECURITIES						0.00	0.00%	0.00
				<u>TOTAL INVESTMENTS</u>						<u>15,474,184.71</u>	<u>12.35%</u>	<u>15,009,563.81</u>
				<u>TOTAL PORTFOLIO INCLUDING CASH</u>						<u>125,279,507.49</u>	<u>100.00%</u>	<u>124,814,886.59</u>

INTEREST EARNED STATEMENT
MARCH 2023

FUND	FUND NAME	2019	2020	2021	2022	2023
						YR TO DATE
100	GENERAL FUND	587,193.96	394,512.17	213,100.70	285,889.05	114,268.87
200	ROAD & BRIDGE FUND	107,701.21	29,957.88	6,641.81	15,701.66	5,015.59
700	DEBT SERVICE	16,599.52	5,297.82	1,339.85	3,359.84	1,351.33
770	CAPITAL PROJECTS	0.00	0.00	0.00	0.00	0.00
	Sub-Total Budgeted Funds	711,494.69	429,767.87	221,082.36	304,950.55	120,635.79
119	CLERK'S ARCHIVE	4809.15	1,339.90	605.35	1342.52	397.38
150	TAX SALES	552.17	188.95	124.87	244.81	15.71
190	AMERICAN RESCUE PLAN	0.00	0.00	13881.20	31872.26	10,594.72
231	JUVENILE PROBATION	0.00	26.58	49.22	1252.59	19.29
240	DRUG COURTS PROGRAM	364.14	90.63	1.40	0.80	0.08
300	CDA PROCESSING FEE	113.51	56.08	14.61	15.05	6.01
310	4-H ACTIVITY CENTER	162.21	41.40	11.65	19.50	5.59
320	AIRPORT DRAFTING	351.11	2,580.64	1167.37	1203.47	0.00
321	AIRPORT	4517.73	0.00	0.00	1869.60	1,076.44
323	AIRPORT CAPITAL PROJ				1870.86	132.64
330	SPECIAL SERVICE	9179.04	2,006.11	1319.83	1502.56	763.28
338	GCRP 911	275.60	459.94	136.95	61.59	16.72
360	SHERIFF'S FORFEITURE	9444.59	2,569.35	1080.27	2214.08	783.69
361	SHERIFF'S DONATION	6.08	1.50	0.45	3.42	40.14
362	SHERIFF'S DOJ	6544.45	1,712.99	249.02	351.44	298.21
370	CDA CONTRABAND FORFEIT.	14327.42	4,629.56	1618.38	2966.49	896.49
371	CDA DOJ EQUITABLE SHARE	23.69	6.32	1.94	3.58	1.06
372	SHERIFF DOT FED FORFEIT	2241.60	1,556.92	473.78	838.22	261.65
380	SHERIFF COMMISSARY	5771.00	1,516.82	745.34	1940.85	698.13
390	JUVENILE COMMISSARY	155.19	42.12	13.26	25.34	7.68
410	HEALTH INSURANCE	2826.58	520.89	568.44	598.28	194.52
450	ELECTION ADMINISTRATOR	603.90	112.79	61.77	183.85	41.62
454	HAVA SECURITY GRANT	0.00	8.79	30.10	31.55	5.31
455	HELP AMERICA VOTE GRANT	0.00	23.10	0.38	0.00	0.00
499	TAX ASSESSOR SPECIAL	12336.30	2,132.62	1260.92	2459.76	53.05
500	HISTORICAL COMMISSION	465.73	115.82	34.02	54.14	3.82
771	LONG TERM RENO RETAIN	0.00	47.36	9.34	3383.55	0.00
800	HEALTH DEPT DRAFTING	344.06	134.86	715.64	2182.47	622.43
870	FLEXIBLE BENEFIT PLAN	1462.81	452.24	173.12	348.37	112.88
820	HOSPITAL	660159.66	218,255.08	82631.45	131543.00	30,564.98
820	CMC 125 PLAN	3574.47	919.23	313.85	672.97	203.77
830	CMC ACCOUNTS PAYABLE	21179.25	6,180.52	2,125.49	3,946.71	1,311.67
840	CMC PAYROLL	8995.36	2,510.40	663.68	909.61	590.23
820	CMC MEDICAL PROFESSIONAL	150498.80	28,373.70	24,229.22	40,175.63	11,307.90
820	CMC HOME HEALTH	45408.24	17,674.68	8,558.03	19,645.68	6,836.41
820	CMC WEIGHT MGMT	9384.11	2,669.80	917.83	1,833.05	609.26
820	CMC NURSING HOMES	31354.07	8,031.76	1,875.77	3,321.15	833.37
950	NAVIGATION DISTRICT	145379.51	43,977.79	9,119.29	10,981.52	825.19
950	NAVIG CONSTRUCTION 2012A	0.23	0.00	0.00	0.00	0.00
950	NAVIG. 2015 CONST INT&SINK	78476.12	6,262.51	1,331.82	1,260.98	521.94
950	NAVIG 2012A/B INT& SINKING	9613.21	3,205.40	584.43	1,475.70	608.33
950	NAVIG. INTEREST & SINKING	2.84	0.00	0.00	0.00	0.00
	TOTAL	1,952,398.62	790,203.02	377,781.84	579,557.55	191,897.38