

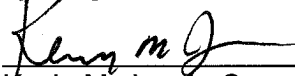
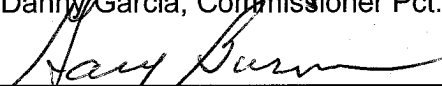



MINUTES OF COUNTY FINANCES  
TREASURER'S REPORT  
MONTHLY- JANUARY 2018


IN THE MATTER OF COUNTY FINANCES  
IN THE HANDS OF SEAN KENNEDY  
TREASURER OF VICTORIA COUNTY, TEXAS

COMMISSIONERS' COURT  
VICTORIA COUNTY, TEXAS  
IN SPECIAL SESSION  
REGULAR TERM  
FEBRUARY 2018



IN ACCORDANCE with Section 114.026, Local Government Code, we, the undersigned, constituting the entire Commissioners Court of said County, certify that on the 26th day of February 2018, at the Special Session of a Regular Term of Court, we compared and examined the monthly report of Sean Kennedy, Treasurer of Victoria County, Texas, for January 2018, and finding the same correct, entered an order in the Minutes approving said Report, which states total cash and other assets on hand as \$90,674,560.69


 _____ Danny Garcia, Commissioner Pct. 1	 _____ Ben Zeller, County Judge	 _____ Kevin M. Janak, Commissioner Pct. 2
 _____ Gary Burns, Commissioner Pct. 3		 _____ Clint C. Ives, Commissioner Pct. 4

SWORN TO AND SUBSCRIBED BEFORE ME, by Ben Zeller, County Judge, and County Commissioners of said Victoria County, each respectively, on this the 26th day of February A.D., 2018.

  
\_\_\_\_\_  
Attest: Heidi Easley, County Clerk

FILED FOR RECORD THIS 26 DAY OF FEBRUARY A.D. 2018, and recorded on the  
26 day of February, A.D. 2018.

  
\_\_\_\_\_  
Heidi Easley, County Clerk and  
Ex-Officio Clerk of the Commissioners  
Court in and for Victoria County, Texas.  
By:   
\_\_\_\_\_  
Deputy **Stefanie Tumlinson**






**MONTHLY REPORT OF**

SEAN KENNEDY, COUNTY TREASURER

VICTORIA COUNTY, TEXAS

**FOR THE MONTH OF JANUARY 2018**

This report is presented for the approval of the Commissioners' Court, in accordance with Vernon's Texas Codes Annotated, Local Government Code, Section 83.002 (a) (3), and Title 10, Chapter 2256, Government Code (Public Funds Investment Act), and is true and correct to the best of my knowledge and belief, according to the records of this office.

  
SEAN KENNEDY  
COUNTY TREASURER

VICTORIA COUNTY  
INVESTMENTS ON HAND  
JANUARY 31, 2018

FUND	INV. NO.	PURCH DATE	PAR AMOUNT	DESCRIPTION	MAT DATE	CALL DATE	NET YIELD	PURCH PRICE	INDIV FND AMOUNT	TOTAL INVESTMENT	MARKET PRICE	MARKET VALUE
VICTORIA COUNTY	10/19/2017	10/19/2017	5,000,000	L.O.G.I.C. POOL			1.522%			5,019,942.80		5,019,942.80
	11/8-29/17	11/8-29/17	4,410,000	CERTIFICATE OF DEPOSIT			1.692%			4,410,000.00		4,410,000.00
				CASH ON HAND-COUNTY FUNDS			1.290%			28,903,961.23		28,903,961.23
				TOTAL COUNTY FUNDS						38,333,904.03		38,333,904.03
CITIZENS MEDICAL CENTER				L.O.G.I.C. POOL			1.522%	0.00		0.00		0.00
				CERTIFICATE OF DEPOSIT			0.000%	0.00		0.00		0.00
				CMC NURSING HOMES			1.290%	1,188,674.40		1,188,674.40		1,188,674.40
				CASH ON HAND-CITIZENS MEDICAL CENTER			1.290%	38,223,740.82		38,223,740.82		38,223,740.82
				TOTAL HOSPITAL FUNDS				39,412,415.22		39,412,415.22		39,412,415.22
BANK BALANCE												
NAVIGATION DISTRICT				CASH ON HAND 2015 CONSTRUCTION			1.290%	7,292,359.33		7,292,359.33		7,292,359.33
				CASH ON HAND 2015 INTEREST & SINKING			1.290%	432,201.66		432,201.66		432,201.66
				PROMOTION AND DEVELOPMENT FUND			1.290%	193,036.42		193,036.42		193,036.42
				CASH ON HAND-2012A CONSTRUCTION			1.290%	1,111.67		1,111.67		1,111.67
				CASH ON HAND-2012A/B INTEREST/SINKING			1.290%	517,069.15		517,069.15		517,069.15
				CASH ON HAND-NAVIGATION DISTRICT			1.290%	4,493,463.21		4,493,463.21		4,493,463.21
				TOTAL NAVIGATION DIST FUNDS				12,928,241.44		12,928,241.44		12,928,241.44
BANK BALANCE												
SUMMARY TOTAL PORTFOLIO												
TOTAL COUNTY FUNDS										38,333,904.03	42.2764%	38,333,904.03
TOTAL HOSPITAL FUNDS										39,412,415.22	43.4658%	39,412,415.22
TOTAL NAVIGATION DISTRICT FUNDS										12,928,241.44	14.2578%	12,928,241.44
TOTAL NAVIGATION DISTRICT FUNDS										90,674,560.69	100.00%	90,674,560.69
BANK BALANCE												
CASH ON HAND - ALL FUNDS										81,244,617.89	89.60%	81,244,617.89
PLEDGED SECURITIES - ALL FUNDS										131,556,661.56		130,304,112.53
BANK BALANCE												
CERTIFICATES OF DEPOSIT										4,410,000.00	4.86%	4,410,000.00
MONEY MKT MUTUAL FUNDS										0.00	0.00%	0.00
L.O.G.I.C. POOL										5,019,942.80	5.54%	5,019,942.80
GOVERNMENT SECURITIES										0.00	0.00%	0.00
TOTAL INVESTMENTS										9,429,942.80	10.40%	9,429,942.80
TOTAL PORTFOLIO INCLUDING CASH										90,674,560.69	100.00%	90,674,560.69

FUND	ACCT. NO.	ACCOUNT NAME	CASH	INVESTMENTS
<b>POOLED CASH - APCA</b>				
=====				
001	101-2000	POOLED CASH	28,714,430.03	
001	101-2005	POOLED CASH-PAYROLL	0.00	
TOTAL 001-POOLED CASH - APCA			28,714,430.03	0.00
-----				
<b>GENERAL FUND</b>				
=====				
100	101-2000	CLAIM ON CASH-GENERAL FUND	20,590,305.12	
100	101-3000	VC CREDIT CARD CLEARING ACCT	4,428.85	
100	151-1003	CERTIFICATE OF DEPOSIT		4,410,000.00
100	151-1005	LOCAL GOVT. INVEST. COOP.		5,019,942.80
TOTAL 100-GENERAL FUND			20,594,733.97	9,429,942.80
-----				
<b>EMERGENCY MGMT</b>				
=====				
108	101-2000	CLAIM ON CASH-EMER MGMT	( 119,667.15)	
TOTAL 108-EMERGENCY MGMT			( 119,667.15)	0.00
-----				
<b>LEPC FUND</b>				
=====				
109	101-2000	CLAIM ON CASH-LEPC	9,325.60	
TOTAL 109-LEPC FUND			9,325.60	0.00
-----				
<b>J. P. SPECIAL FUND</b>				
=====				
110	101-2000	CLAIM ON CASH-J.P. SPECIAL FD	404.36	
TOTAL 110-J.P. SPECIAL FUND			404.36	0.00
-----				
<b>CO CLERK ARCHIVE FEE FD</b>				
=====				
119	101-2000	CLAIM ON CASH-CO CLK ARCHIVE	293,797.48	
TOTAL 119-CO CLERK ARCHIVE FEE FD			293,797.48	0.00
-----				

FUND ACCT. NO.	ACCOUNT NAME	CASH	INVESTMENTS
RECORDS MANAGEMENT FUND			
=====			
120 101-2000	CLAIM ON CASH-RECORD MGMT	46,210.74	
		-----	-----
TOTAL 120-RECORDS MANAGEMENT FUND		46,210.74	0.00
		-----	-----
COURTHOUSE SECURITY FUND			
=====			
121 101-2000	CLAIM ON CASH-CRTHSE SECURITY	44,904.46	
		-----	-----
TOTAL 121-COURTHOUSE SECURITY FUND		44,904.46	0.00
		-----	-----
JUSTICE CT BLDG SECURITY			
=====			
122 101-2000	CLAIM ON CASH-JP CRT BLD SECUR	36,451.94	
		-----	-----
TOTAL 122-JUSTICE CT BLDG SECURITY		36,451.94	0.00
		-----	-----
DIST. CLERK RECORDS MGMT			
=====			
123 101-2000	CLAIM ON CASH-DIST CLK REC MGT	5,692.47	
		-----	-----
TOTAL 123-DIST. CLERK RECORD MGMT		5,692.47	0.00
		-----	-----
PATRIOT PARK DONATION FD			
=====			
140 101-2000	CLAIM ON CASH-PATRIOT PRK DON	510.00	
		-----	-----
TOTAL 140-PATRIOT PARK DONATION FD		510.00	0.00
		-----	-----
SHERIFF'S SPECIAL FUND			
=====			
150 101-2000	CLAIM ON CASH-SHERIFFS SPECIAL	2,290.90	
		-----	-----
TOTAL 150-SHERIFF'S SPECIAL FUND		2,290.90	0.00
		-----	-----
CLERK'S SPECIAL FUND			
=====			
160 101-2000	CLAIM ON CASH-CLERKS SPECIAL	40.00	
		-----	-----
TOTAL 160-CLERK'S SPECIAL FUND		40.00	0.00
		-----	-----

FUND ACCT. NO.	ACCOUNT NAME	CASH	INVESTMENTS
BLOOMINGTON HMGP 1791316			
=====			
193 101-2000	CLAIM ON CASH-BLOOMINGTON HMGP	0.00	
TOTAL 193-BLOOMINGTON HMGP 1791-316		0.00	0.00
-----			
GULF/MEXICO ENERGY SEC			
=====			
195 101-2000	CLAIM ON CASH-GULF MEXICO ENGY	5,717.39	
TOTAL 195-GULF/MEXICO ENERGY SEC.		5,717.39	0.00
-----			
FEMA GRANT DR#4223			
=====			
196 101-2000	CLAIM ON CASH-FEMA DR#4223	0.00	
TOTAL 196-FEMA DR #4223		0.00	0.00
-----			
FEMA HAZARD MIT FUND			
=====			
197 101-2000	CLAIM ON CASH-FEMA HAZARD MIT	( 6,895.73)	
TOTAL 197- FEMA HAZARD MIT. FD		( 6,895.73)	0.00
-----			
HURRICANE HARVEY DR#4332			
=====			
198 101-2000	CLAIM ON CASH-HURRICANE HARVEY	( 1,792,351.93)	
198 101-3000	CLAIM ON CASH/GRANT FUND	0.00	
TOTAL 198-HURRICANE HARVEY DR#4332		( 1,792,351.93)	0.00
-----			
TXDOT MCCOY RD RECONST			
=====			
199 101-2000	CLAIM ON CASH-TXDOT MCCOY RD	( 40,215.76)	
TOTAL 199-TXDOT MCCOY RD RECONST		( 40,215.76)	0.00
-----			
ROAD AND BRIDGE FUND/PCT			
=====			
201 101-2000	CLAIM ON CASH-R&B PCT #1	1,195,261.04	
TOTAL 201-ROAD & BRIDGE FUND PCT 1		1,195,261.04	0.00
-----			

FUND ACCT. NO.	ACCOUNT NAME	CASH	INVESTMENTS
ROAD AND BRIDGE FUND/PCT =====			
202 101-2000	CLAIM ON CASH-R&B PCT #2	1,528,486.70	
TOTAL 202-ROAD & BRIDGE FUND PCT 2		1,528,486.70	0.00
ROAD AND BRIDGE FUND/PCT =====			
203 101-2000	CLAIM ON CASH-R&B PCT #3	2,256,582.92	
TOTAL 203-ROAD & BRIDGE FUND PCT 3		2,256,582.92	0.00
ROAD AND BRIDGE FUND/PCT =====			
204 101-2000	CLAIM ON CASH-R&B PCT #4	1,028,598.91	
TOTAL 204-ROAD & BRIDGE FUND PCT 4		1,028,598.91	0.00
CETRZ GRANT FUND =====			
210 101-2000	CLAIM ON CASH-CETRZ	0.00	
TOTAL 210-CETRZ GRANT FUND		0.00	0.00
CETRZ #1 TAX INCREMENT =====			
211 101-2000	CLAIM ON CASH-CETRZ TAX INCREM	0.00	
TOTAL 211-CETRZ #1 TAX INCREMENT		0.00	0.00
CAPITAL CREDITS FUND =====			
215 101-2000	CLAIM ON CASH-CAPITAL CREDITS	153,157.64	
TOTAL 215-CAPITAL CREDITS FUND		153,157.64	0.00
JUVENILE RESTITUTION =====			
221 101-2000	CLAIM ON CASH-JUVEN.RESTITUT.	883.30	
TOTAL 221-JUVENILE RESTITUTION		883.30	0.00

FUND ACCT. NO.	ACCOUNT NAME	CASH	INVESTMENTS
<b>JUVENILE PROBATION FUND</b>			
=====			
231 101-2000	CLAIM ON CASH-JUVEN PROBAT.	( 48,399.19)	
TOTAL 231-JUVENILE PROBATION FD		( 48,399.19)	0.00
-----			
<b>DRUG COURTS PROGRAMS</b>			
=====			
240 101-2000	CLAIM ON CASH-DRUG CRT PROG	21,396.34	
TOTAL 240-DRUG COURTS PROGRAM		21,396.34	0.00
-----			
<b>24TH JUDICIAL DIST PROB</b>			
=====			
241 101-2000	CLAIM ON CASH-24 JUD DIST PROB	0.00	
TOTAL 241-24TH JUDICIAL DIST. PROB		0.00	0.00
-----			
<b>VETERANS MENTAL HEALTH</b>			
=====			
260 101-2000	CLAIM ON CASH-VETS MENTAL HLTH	0.00	
TOTAL 260-VETERANS MENTAL HEALTH		0.00	0.00
-----			
<b>JUSTICE TECHNOLOGY FUND</b>			
=====			
281 101-2000	CLAIM ON CASH-JUSTICE TECH.	4,060.94	
TOTAL 281-JUSTICE TECHNOLOGY FD.		4,060.94	0.00
-----			
<b>FAMILY PROTECTION FEE FD</b>			
=====			
282 101-2000	CLAIM ON CASH-FAM PROTECT FEE	735.00	
TOTAL 282-FAMILY PROTECTION FEE FD		735.00	0.00
-----			
<b>CO/DIST TECHNOLOGY FD</b>			
=====			
283 101-2000	CLAIM ON CASH-CO/DIST TECHNOL	14,559.55	
TOTAL 283-CO/DIST TECHNOLOGY FD		14,559.55	0.00
-----			



FUND	ACCT. NO.	ACCOUNT NAME	CASH	INVESTMENTS
CO/DIST TECH IMPV GNT				
=====				
285	101-2000	CLAIM ON CASH-CO/DIST TECH IMP	0.00	
TOTAL 285-CO/DIST TECH IMP #3111701			0.00	0.00
CDA PROCESSING FEE FUND				
=====				
300	101-2000	CLAIM ON CASH-CDA PROCESS FEE	13,174.98	
TOTAL 300-CDA PROCESSING FEE FUND			13,174.98	0.00
BOND FORFEITURE COMM				
=====				
301	101-2000	CLAIM ON CASH-BOND FORFEITURE	11,390.46	
TOTAL 301-BOND FORFEITURE COMM			11,390.46	0.00
CDA STATE JUDICIARY FUND				
=====				
302	101-2000	CLAIM ON CASH-CDA STATE JUD.	8,768.09	
TOTAL 302-CDA STATE JUDICIARY FUND			8,768.09	0.00
CDA VICTIMS ASSISTANCE GR				
=====				
305	101-2000	CLAIM ON CASH-CDA VICTIMS ASST	( 15,598.02)	
TOTAL 305-CDA VICTIMS ASSIST GRANT			( 15,598.02)	0.00
VICTIM COORD/LIASON GNT				
=====				
306	101-2000	CLAIM ON CASH-SO VICT COORD	( 10,052.14)	
TOTAL 306-VICTIM COORD/LIASON GNT			( 10,052.14)	0.00
TEXAS VINE GRANT				
=====				
308	101-2000	CLAIM ON CASH-TX VINE GRANT	0.00	
TOTAL 308-TEXAS VINE GRANT			0.00	0.00

FUND	ACCT. NO.	ACCOUNT NAME	CASH	INVESTMENTS
<b>4/H ACTIVITY CENTER</b>				
=====				
310	101-2000	CLAIM ON CASH-4/H ACTIVITY CNT	7,582.66	
TOTAL 310-4/H ACTIVITY CENTER			7,582.66	0.00
-----				
<b>AIRPORT FUND</b>				
=====				
321	101-2000	CLAIM ON CASH-AIRPORT FUND	136,476.82	
321	101-3000	CASH IN BANK/AIRPORT DRAFTING	113,632.56	
321	151-1000	TREASURY BILLS		0.00
321	151-1001	TEXPOOL INVESTMENTS		0.00
321	151-1005	LOCAL GOVT. INVEST COOP		0.00
TOTAL 321-AIRPORT FUND			250,109.38	0.00
-----				
<b>AIRPORT GRANT FUND</b>				
=====				
322	101-2000	CLAIM ON CASH-AIRPORT GRANT	( 8,195.52)	
TOTAL 322-AIRPORT GRANT FUND			( 8,195.52)	0.00
-----				
<b>AIRPORT CAPITAL PROJECTS</b>				
=====				
323	101-2000	CLAIM ON CASH-AIRP CAPITAL PRO	0.00	
TOTAL 323-AIRPORT CAPITAL PROJECTS			0.00	0.00
-----				
<b>SPECIAL SERVICE FUND</b>				
=====				
330	101-2000	CLAIM ON CASH-SPECIAL SERVICE	1,020,098.73	
TOTAL 330-SPECIAL SERVICE FUND			1,020,098.73	0.00
-----				
<b>TXDOT LITTER CONTROL</b>				
=====				
332	101-2000	CLAIM ON CASH-TXDOT LITTER CON	0.00	
TOTAL 332-TXDOT LITTER CONTROL			0.00	0.00
-----				

FUND ACCT. NO.	ACCOUNT NAME	CASH	INVESTMENTS
BORDER SECUR 2010/2011			
=====			
335 101-2000	CLAIM ON CASH-BORD SEC 2010/11	0.00	
TOTAL 335-BORDER SECURITY 2010/2011		0.00	0.00
STONEGARDEN GRANT			
=====			
336 101-2000	CLAIM ON CASH-STONEGARDEN GNT	( 109,322.20)	
TOTAL 336-STONEGARDEN 2010SST0-0008		( 109,322.20)	0.00
BYRNE JAG PROGRAM			
=====			
339 101-2000	CLAIM ON CASH-BYRNE JAG PROG	0.00	
TOTAL 339- BYRNE JAG PROGRAM		0.00	0.00
HIGH INTENSITY DRUG TRAF			
=====			
340 101-2000	CLAIM ON CASH-HIGH INTENSITY	( 7,191.16)	
TOTAL 340-HIGH INTENSITY DRUG TRAFF		( 7,191.16)	0.00
RIFLE REST BODY ARM GNT			
=====			
343 101-2000	CLAIM ON CASH-RIFLE RESIT BODY	0.00	
TOTAL 343-RIFLE RESIT BODY ARMOR GN		0.00	0.00
STATE FEE ACCOUNT			
=====			
350 101-2000	CLAIM ON CASH-STATE FEE FD	75,288.06	
TOTAL 350-STATE FEE ACCOUNT		75,288.06	0.00
MENTAL HLTH PEACE OFF PD			
=====			
356 101-2000	CLAIM ON CASH-MENTAL SO/GB	( 6,599.74)	
TOTAL 356-MENTAL HEALTH PEACE OFF		( 6,599.74)	0.00

FUND	ACCT. NO.	ACCOUNT NAME	CASH	INVESTMENTS
BISD SCHOOL RESOURCE OFF				
=====				
358	101-2000	CLAIM ON CASH-BISD SCHL RESOUR	( 2,848.95)	
TOTAL 358-BISD SCHOOL RESOURCE OFF			( 2,848.95)	0.00
SHERIFF'S FORFEITURE FD				
=====				
360	101-2000	CLAIM ON CASH-SHERIFF FORFEIT	300,000.28	
360	151-1001	TEXPOOL INVESTMENTS		0.00
360	151-1005	LOCAL GOVT. INVEST. COOP.		0.00
TOTAL 360-SHERIFF'S FORFEITURE FUND			300,000.28	0.00
SHERIFF'S DONATION FUND				
=====				
361	101-2000	CLAIM ON CASH-SHERIFF DONATION	507.08	
TOTAL 361-SHERIFF'S DONATION FUND			507.08	0.00
SHER DOJ FEDERAL FORFEIT				
=====				
362	101-2000	CLAIM ON CASH-SO DOJ FED FORFE	306,496.71	
TOTAL 362-SHERIFF DOJ FED. FORFEIT.			306,496.71	0.00
CDA CONTRABAND FORFEITURE				
=====				
370	101-2000	CLAIM ON CASH-CDA CONTRA FORF	594,516.99	
370	151-1005	LOCAL GOVT. INVEST. COOP.		0.00
TOTAL 370-CDA CONTRABAND FORFEITURE			594,516.99	0.00
CDA DOJ EQUITABLE SHARE				
=====				
371	101-2000	CLAIM ON CASH-CDA DOJ EQUIT	1,056.84	
TOTAL 371-CDA DOJ EQUITABLE SHARE			1,056.84	0.00
SHERIFF DOT FEDERAL FORF				
=====				
372	101-2000	CLAIM ON CASH-SO DOT FED FORF.	82,684.54	
TOTAL 372-SHERIFF DOT FEDERAL FORF			82,684.54	0.00

FUND	ACCT. NO.	ACCOUNT NAME	CASH	INVESTMENTS
<b>SHERIFF COMMISSARY FUND</b>				
=====				
380	101-2000	CLAIM ON CASH-SHER. COMMISSARY	220,639.11	
TOTAL 380-SHERIFF COMMISSARY FUND			220,639.11	0.00
<b>JUVENILE COMMISSARY FUND</b>				
=====				
390	101-2000	CLAIM ON CASH-JUV COMMISSARY	6,658.83	
TOTAL 390-JUVENILE COMMISSARY FUND			6,658.83	0.00
<b>GOLIAD CO JUV PROB SERV</b>				
=====				
394	101-2000	CLAIM ON CASH-GOLIAD CO JUV PR	0.00	
TOTAL 394-GOLIAD CO JUV PROB SERV			0.00	0.00
<b>VISD SRO REIMBURSEMENT</b>				
=====				
395	101-2000	CLAIM ON CASH-VISD SRO REIMB	( 44,899.01)	
TOTAL 395-VISD SRO REIMBURSEMENT			( 44,899.01)	0.00
<b>HEALTH INSURANCE FUND</b>				
=====				
410	101-2000	CLAIM ON CASH-HEALTH INSUR	144,759.13	
410	101-3000	CASH IN BANK/BOON CHAPMAN	122.57	
TOTAL 410-HEALTH INSURANCE FUND			144,881.70	0.00
<b>EMPLOYEE BENEFIT FUND</b>				
=====				
420	101-2000	CLAIM ON CASH-EMPLOYEE BENEF	6,263.90	
TOTAL 420-EMPLOYEE BENEFIT FUND			6,263.90	0.00
<b>ELECTIONS ADM SPECIAL</b>				
=====				
450	101-2000	CLAIM ON CASH-ELECT ADM SPEC	22,021.11	
TOTAL 450-ELECTIONS ADM SPECIAL			22,021.11	0.00

FUND ACCT. NO.	ACCOUNT NAME	CASH	INVESTMENTS
ELECTIONS CHAPTER 19 =====			
457 101-2000	CLAIM ON CASH-ELECT CHAPT 19	( 1,924.91)	
TOTAL 457-ELECTIONS CHAPTER 19 FD		( 1,924.91)	0.00
TAX ASSESSOR SPECIAL =====			
499 101-3000	FVNE SPECIAL INVENTORY ACCT.	19,524.98	
TOTAL 499-TAX ASSESSOR SPECIAL		19,524.98	0.00
HISTORICAL COMMISSION =====			
500 101-2000	CLAIM ON CASH-HISTORICAL COMM	25,298.17	
TOTAL 500-HISTORICAL COMMISSION		25,298.17	0.00
CHILD WELFARE BOARD =====			
515 101-2000	CLAIM ON CASH-CHILD WELFARE BD	46,982.23	
TOTAL 515-CHILD WELFARE BOARD		46,982.23	0.00
DEBT SERVICE =====			
700 101-2000	CLAIM ON CASH-DEBT SERVICE	1,252,474.16	
TOTAL 700-DEBT SERVICE		1,252,474.16	0.00
LAW LIBRARY FUND =====			
720 101-2000	CLAIM ON CASH-LAW LIBRARY FD	60,241.17	
TOTAL 720-LAW LIBRARY FUND		60,241.17	0.00
CAPITAL PROJECTS FUND =====			
770 101-2000	CLAIM ON CASH-CAPITAL PROJECTS	0.00	
TOTAL 770-CAPITAL PROJECTS FUND		0.00	0.00

FUND	ACCT. NO.	ACCOUNT NAME	CASH	INVESTMENTS
VICTORIA HEALTH DEPT				
=====				
800	101-2000	CLAIM ON CASH-HEALTH DEPT	( 393,637.36)	
800	101-3000	CASH IN BANK/HLTH 340B DRAFT.	10,072.96	
TOTAL 800-VICTORIA HEALTH DEPT.			( 383,564.40)	0.00
-----				
TX A&M UNIV HLTH SCIENCE				
=====				
801	101-2000	CLAIM ON CASH-TX A&M HLTH SCI	0.00	
TOTAL 801-TX A&M UNIV HLTH SCIENCE			0.00	0.00
-----				
MEDICAID ADM CLAIM FD				
=====				
802	101-2000	CLAIM ON CASH-MEDICAID ADM CLM	( 92.06)	
TOTAL 802-MEDICAID ADM CLAIMS FD			( 92.06)	0.00
-----				
TEXAS HOME VISITING GNT				
=====				
803	101-2000	CLAIM ON CASH-TX HOME VISITING	( 7,944.47)	
TOTAL 803-Texas HOME VISITING GRANT			( 7,944.47)	0.00
-----				
VICTORIA WIC PROGRAM				
=====				
810	101-2000	CLAIM ON CASH-WIC PROGRAM	( 299,326.31)	
TOTAL 810-VICTORIA WIC PROGRAM			( 299,326.31)	0.00
-----				
NAVARRO PROJECT FUND				
=====				
845	101-2000	CLAIM ON CASH-NAVARRO LEASE	0.00	
845	101-3000	CASH/BK NY/INTEREST	0.00	
845	101-3001	CASH/BK NY/PRINCIPAL	0.00	
845	101-3002	CASH/BK NY/PROJECT	0.00	
845	101-3003	CASH/BK NY/RESERVE (2017)	0.00	
TOTAL 845-NAVARRO PROJECT FUND			0.00	0.00
-----				

FUND ACCT. NO.	ACCOUNT NAME	CASH	INVESTMENTS
<b>FLEXIBLE BENEFITS PLAN</b>			
=====			
870 101-2000	CASH-FLEX BEN-DENTAL,LIFE,VSN	4,582.01	
870 101-3000	CASH IN BANK/PROSPERITY BANK	41,749.28	
TOTAL 870-FLEXIBLE BENEFITS PLAN		46,331.29	0.00
-----			
<b>LEOSE FUND</b>			
=====			
880 101-2000	CLAIM ON CASH-LEOSE FUND	42,256.78	
TOTAL 880-LEOSE FUND		42,256.78	0.00
-----			
TOTAL CASH AND INVESTMENTS		57,618,391.26	9,429,942.80
		-----	-----
*** END OF REPORT ***			
Pooled Cash		<u>(28,714,430.03)</u>	<u>9,429,942.80</u>
		28,903,961.23	9,429,942.80



FUND ACCT. NO.	ACCOUNT NAME	CASH	INVESTMENTS
VICTORIA COUNTY HOSPITAL			
820 101-1000	HOSPITAL FUND	32,491,957.15	
820 101-2004	CMC 125 PLAN	154,362.21	
820 101-3000	CMC ACCTS PAYABLE	1,356.79	
820 101-4000	CMC PAYROLL	9,763.82	
820 101-4100	CMC MEDICAL PROFESS #214125768	100.00	
820 101-4105	CMC MEDICAL PROFESS #217301213	4,711,914.96	
820 101-4200	CMC WEIGHT MANAGEMENT CNTR	303,766.10	
820 101-4300	CMC HOME HEALTH AGENCY	551,519.73	
820 101-5001	ARBORETUM NURSE /REHAB/WINNIE	0.00	
820 101-5002	MATAGORDA NURSING & REHAB	77,521.61	
820 101-5003	TWIN PINES NURSING & REHAB	246,168.70	
820 101-5004	SHADY OAKS NURSING & REHAB	40,476.55	
820 101-5005	AMISTAD NURSING & REHAB	0.00	
820 101-5006	GANADO NURSING & REHAB	75,658.42	
820 101-5007	CUERO NURSING & REHAB	147,608.21	
820 101-5008	STEVENS NURSE & REHAB/HALLETTS	153,962.22	
820 101-5009	PORT LAVACA NURSING & REHAB	150,724.16	
820 101-5010	SOUTHEROOKE NURSING & REHAB	67,920.59	
820 101-5011	WHARTON NURSING & REHAB	117,575.41	
820 101-5012	YOAKUM NURSING & REHAB	110,058.59	
820 151-1004	CERTIFICATES OF DEPOSIT		0.00
820 151-1005	LOCAL GOVT. INVEST. COOP.		0.00
TOTAL 820-VICTORIA COUNTY HOSPITAL		39,412,415.22	0.00
TOTAL CASH AND INVESTMENTS		39,412,415.22	0.00

\*\*\* END OF REPORT \*\*\*

INTEREST EARNED STATEMENT  
JANUARY 2018

FUND	FUND NAME	2015	2016	2017	2018 YR TO DATE	CURRENT MONTH
100	GENERAL FUND	132,753.81	141,158.01	241,299.13	26,850.81	26,850.81
200	ROAD & BRIDGE FUND	22,985.61	25,906.60	45,426.58	5,261.05	5,261.05
700	DEBT SERVICE	2,888.49	2,957.82	5,097.08	942.23	942.23
770	CAPITAL PROJECTS	16716.80	8745.15	471.42	0.00	0.00
	<b>Sub-Total Budgeted Funds</b>	<b>175,344.71</b>	<b>178,767.58</b>	<b>292,294.21</b>	<b>33,054.09</b>	<b>33,054.09</b>
119	CLERK'S ARCHIVE	225.59	907.32	2307.04	301.53	301.53
240	DRUG COURTS PROGRAM	78.21	82.26	173.24	19.88	19.88
300	CDA PROCESSING FEE	67.69	71.58	59.85	14.38	14.38
310	4-H ACTIVITY CENTER	89.05	75.33	116.80	8.39	8.39
320	AIRPORT	0.00	0.00	0.00	0.00	0.00
321	AIRPORT	443.31	452.30	1122.56	114.01	114.01
330	SPECIAL SERVICE	1166.83	4351.37	7514.85	1,015.10	1,015.10
360	SHERIFF'S FORFEITURE	594.00	438.82	2052.00	312.30	312.30
361	SHERIFF'S DONATION	3.11	0.00	5.80	0.53	0.53
362	SHERIFF'S DOJ	0.00	0.00	2997.98	322.97	322.97
370	CDA CONTRABAND FORFEIT.	2236.01	1762.99	4715.79	624.31	624.31
371	CDA DOJ EQUITABLE SHARE	5.18	5.20	9.53	1.10	1.10
372	SHERIFF DOT FED FORFEIT	489.88	496.00	1241.51	85.78	85.78
380	SHERIFF COMMISSARY	679.59	994.68	2205.77	231.32	231.32
390	JUVENILE COMMISSARY	30.48	31.55	59.50	6.88	6.88
410	HEALTH INSURANCE	1631.10	1165.44	1713.18	122.57	122.57
450	ELECTION ADMINISTRATOR	50.48	25.19	133.05	6.17	6.17
499	TAX ASSESSOR SPECIAL	1331.38	1286.14	3661.65	497.86	497.86
500	HISTORICAL COMMISSION	94.69	101.10	220.43	26.42	26.42
800	HEALTH DEPT DRAFTING	0.00	0.00	62.08	10.88	10.88
870	FLEXIBLE BENEFIT PLAN	53.41	75.17	294.02	55.35	55.35
820	HOSPITAL	354089.26	232331.08	367951.98	31,215.74	31,215.74
820	CMC 125 PLAN	274.40	314.75	1,093.16	175.63	175.63
830	CMC ACCOUNTS PAYABLE	9980.45	8,506.89	13,044.15	1,356.79	1,356.79
840	CMC PAYROLL	2047.24	2,244.93	3,472.13	600.79	600.79
820	CMC MEDICAL PROFESSIONAL	12823.46	23,236.23	59,584.77	4,737.71	4,737.71
890	CMC FUNDED DEPRECIATION	0.00	0.00	0.00	0.00	0.00
820	CMC HOME HEALTH	0.00	0.00	1,525.34	565.07	565.07
820	CMC WEIGHT MGMT	0.00	0.00	1,968.76	323.60	323.60
820	CMC NURSING HOMES	4263.58	3,072.85	9,234.03	1,437.84	1,437.84
950	NAVIGATION DISTRICT	27397.88	16,176.19	33,379.58	4,621.29	4,621.29
950	NAVIG CONSTRUCTION 2012A	7.58	0.26	0.89	0.12	0.12
950	NAVIG. CONSTRUCTION 2015	6452.40	40,712.19	69,060.52	8,283.80	8,283.80
950	NAVIG 2012A/B INT& SINKING	500.96	1,042.11	2,899.92	482.84	482.84
950	NAVIG. INTEREST & SINKING	104.93	33.22	29.89	0.69	0.69
	<b>TOTAL</b>	<b>602,556.84</b>	<b>518,760.72</b>	<b>886,205.96</b>	<b>90,633.73</b>	<b>90,633.73</b>