



MINUTES OF COUNTY FINANCES
TREASURER'S REPORT
MONTHLY- AUGUST 2018


IN THE MATTER OF COUNTY FINANCES
IN THE HANDS OF SEAN KENNEDY
TREASURER OF VICTORIA COUNTY, TEXAS


COMMISSIONERS' COURT
VICTORIA COUNTY, TEXAS
IN SPECIAL SESSION
REGULAR TERM
SEPTEMBER 2018

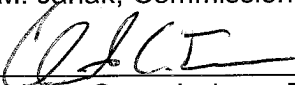
IN ACCORDANCE with Section 114.026, Local Government Code, we, the undersigned, constituting the entire Commissioners Court of said County, certify that on the 24th day of September 2018, at the Special Session of a Regular Term of Court, we compared and examined the monthly report of Sean Kennedy, Treasurer of Victoria County, Texas, for August 2018, and finding the same correct, entered an order in the Minutes approving said Report, which states total cash and other assets on hand as \$76,101,842.23


Ben Zeller, County Judge



Danny Garcia, Commissioner Pct. 1


Kevin M. Janak, Commissioner Pct. 2



Gary Burns, Commissioner Pct. 3



Clint C. Ives, Commissioner Pct. 4


SWORN TO AND SUBSCRIBED BEFORE ME, by Ben Zeller, County Judge, and County Commissioners of said Victoria County, each respectively, on this the 24th day of September A.D., 2018.


Attest: Heidi Easley, County Clerk

FILED FOR RECORD THIS 24 DAY OF SEPTEMBER A.D. 2018, and recorded on the 24 day of September, A.D. 2018.




Heidi Easley, County Clerk and
Ex-Officio Clerk of the Commissioners
Court in and for Victoria County, Texas.

By: 
Deputy **Stefanie Tumlinson**




MONTHLY REPORT OF

SEAN KENNEDY, COUNTY TREASURER

VICTORIA COUNTY, TEXAS

FOR THE MONTH OF AUGUST 2018

This report is presented for the approval of the Commissioners' Court, in accordance with Vernon's Texas Codes Annotated, Local Government Code, Section 83.002 (a) (3), and Title 10, Chapter 2256, Government Code (Public Funds Investment Act), and is true and correct to the best of my knowledge and belief, according to the records of this office.


SEAN KENNEDY
COUNTY TREASURER

VICTORIA COUNTY
INVESTMENTS ON HAND
AUGUST 31, 2018

FUND	INV. NO.	PURCH DATE	PAR AMOUNT	DESCRIPTION	MAT DATE	CALL DATE	NET YIELD	PURCH PRICE	INDIV FND AMOUNT	TOTAL INVESTMENT	MARKET PRICE	MARKET VALUE
<u>VICTORIA COUNTY</u>												
	10/19/2017	5,000.000		L.O.G.I.C. POOL			2.184%			5,077,576.34		5,077,576.34
	11/8-29/17	4,410,000		CERTIFICATE OF DEPOSIT			1.682%			4,410,000.00		4,410,000.00
				CASH ON HAND-COUNTY FUNDS			1.910%			20,389,167.91		20,389,167.91
				TOTAL COUNTY FUNDS						29,876,744.25		29,876,744.25
<u>CITIZENS MEDICAL CENTER</u>												
				L.O.G.I.C. POOL			2.175%			0.00		0.00
				CERTIFICATE OF DEPOSIT			0.000%			0.00		0.00
				CMC NURSING HOMES			1.910%			1,114,313.21		1,114,313.21
				CASH ON HAND-CITIZENS MEDICAL CENTER			1.910%			32,947,596.16		32,947,596.16
				TOTAL HOSPITAL FUNDS						34,061,909.37		34,061,909.37
<u>BANK BALANCE</u>												
				CASH ON HAND 2015 CONSTRUCTION			1.910%			6,926,839.77		6,926,839.77
				CASH ON HAND 2015 INTEREST & SINKING			1.910%			222,582.28		222,582.28
				PROMOTION AND DEVELOPMENT FUND			1.910%			245,270.94		245,270.94
				CASH ON HAND-2012A CONSTRUCTION			1.910%			112.74		112.74
				CASH ON HAND-2012A/B INTEREST/SINKING			1.910%			277,631.98		277,631.98
				CASH ON HAND-NAVIGATION DISTRICT			1.910%			4,490,750.90		4,490,750.90
				TOTAL NAVIGATION DIST FUNDS						12,163,188.61		12,163,188.61
<u>NAVIGATION DISTRICT</u>												
<u>BANK BALANCE</u>												
				CASH ON HAND - ALL FUNDS						66,614,265.89	87.53%	66,614,265.89
				PLEGDED SECURITIES - ALL FUNDS						0.00		0.00
<u>BANK BALANCE</u>												
				CERTIFICATES OF DEPOSIT			5.79%			4,410,000.00	0.00%	4,410,000.00
				MONEY MKT MUTUAL FUNDS			0.00%			0.00		0.00
				L.O.G.I.C. POOL			6.67%			5,077,576.34	6.67%	5,077,576.34
				GOVERNMENT SECURITIES			0.00%			0.00		0.00
				TOTAL INVESTMENTS			12.47%			9,487,576.34	12.47%	9,487,576.34
<u>SUMMARY TOTAL PORTFOLIO</u>												
				TOTAL COUNTY FUNDS						29,876,744.25	39.2589%	29,876,744.25
				TOTAL HOSPITAL FUNDS						34,061,909.37	44.7583%	34,061,909.37
				TOTAL NAVIGATION DISTRICT FUNDS						12,163,188.61	15.9828%	12,163,188.61
				TOTAL NAVIGATION DISTRICT FUNDS						76,101,842.23	100.00%	76,101,842.23
<u>BANK BALANCE</u>												
				CASH ON HAND - ALL FUNDS						66,614,265.89	87.53%	66,614,265.89
				PLEGDED SECURITIES - ALL FUNDS						0.00		0.00
<u>BANK BALANCE</u>												
				CERTIFICATES OF DEPOSIT			5.79%			4,410,000.00	0.00%	4,410,000.00
				MONEY MKT MUTUAL FUNDS			0.00%			0.00		0.00
				L.O.G.I.C. POOL			6.67%			5,077,576.34	6.67%	5,077,576.34
				GOVERNMENT SECURITIES			0.00%			0.00		0.00
				TOTAL INVESTMENTS			12.47%			9,487,576.34	12.47%	9,487,576.34
<u>TOTAL PORTFOLIO INCLUDING CASH</u>												
										76,101,842.23	100.00%	76,101,842.23

FUND	ACCT. NO.	ACCOUNT NAME	CASH	INVESTMENTS
POOLED CASH - APCA				
=====				
001	101-2000	POOLED CASH	19,563,594.78	
001	101-2005	POOLED CASH-PAYROLL	0.00	
TOTAL 001-POOLED CASH - APCA			19,563,594.78	0.00

GENERAL FUND				
=====				
100	101-2000	CLAIM ON CASH-GENERAL FUND	15,207,376.68	
100	101-3000	VC CREDIT CARD CLEARING ACCT	113,260.38	
100	151-1003	CERTIFICATE OF DEPOSIT		4,410,000.00
100	151-1005	LOCAL GOVT. INVEST. COOP.		5,077,576.34
TOTAL 100-GENERAL FUND			15,320,637.06	9,487,576.34

EMERGENCY MGMT				
=====				
108	101-2000	CLAIM ON CASH-EMER MGMT	(247,005.78)	
TOTAL 108-EMERGENCY MGMT			(247,005.78)	0.00

LEPC FUND				
=====				
109	101-2000	CLAIM ON CASH-LEPC	9,325.60	
TOTAL 109-LEPC FUND			9,325.60	0.00

J. P. SPECIAL FUND				
=====				
110	101-2000	CLAIM ON CASH-J.P. SPECIAL FD	258.36	
TOTAL 110-J.P. SPECIAL FUND			258.36	0.00

CO CLERK ARCHIVE FEE FD				
=====				
119	101-2000	CLAIM ON CASH-CO CLK ARCHIVE	345,609.93	
TOTAL 119-CO CLERK ARCHIVE FEE FD			345,609.93	0.00

FUND	ACCT. NO.	ACCOUNT NAME	CASH	INVESTMENTS
RECORDS MANAGEMENT FUND				
=====				
120	101-2000	CLAIM ON CASH-RECORD MGMT	56,302.42	
TOTAL 120-RECORDS MANAGEMENT FUND			56,302.42	0.00

COURTHOUSE SECURITY FUND				
=====				
121	101-2000	CLAIM ON CASH-CRTHSE SECURITY	53,831.90	
TOTAL 121-COURTHOUSE SECURITY FUND			53,831.90	0.00

JUSTICE CT BLDG SECURITY				
=====				
122	101-2000	CLAIM ON CASH-JP CRT BLD SECUR	37,739.84	
TOTAL 122-JUSTICE CT BLDG SECURITY			37,739.84	0.00

DIST. CLERK RECORDS MGMT				
=====				
123	101-2000	CLAIM ON CASH-DIST CLK REC MGT	6,861.16	
TOTAL 123-DIST. CLERK RECORD MGMT			6,861.16	0.00

PATRIOT PARK DONATION FD				
=====				
140	101-2000	CLAIM ON CASH-PATRIOT PRK DON	2,476.56	
TOTAL 140-PATRIOT PARK DONATION FD			2,476.56	0.00

SHERIFF'S SPECIAL FUND				
=====				
150	101-2000	CLAIM ON CASH-SHERIFFS SPECIAL	65,093.98	
TOTAL 150-SHERIFF'S SPECIAL FUND			65,093.98	0.00

CLERK'S SPECIAL FUND				
=====				
160	101-2000	CLAIM ON CASH-CLERKS SPECIAL	30.00	
TOTAL 160-CLERK'S SPECIAL FUND			30.00	0.00

FUND ACCT. NO.	ACCOUNT NAME	CASH	INVESTMENTS
GULF/MEXICO ENERGY SEC			
=====			
195 101-2000	CLAIM ON CASH-GULF MEXICO ENGY	258,235.22	
TOTAL 195-GULF/MEXICO ENERGY SEC.		258,235.22	0.00
FEMA HAZARD MIT FUND			
=====			
197 101-2000	CLAIM ON CASH-FEMA HAZARD MIT	0.00	
TOTAL 197- FEMA HAZARD MIT. FD		0.00	0.00
HURRICANE HARVEY DR#4332			
=====			
198 101-2000	CLAIM ON CASH-HURRICANE HARVEY	(2,503,579.84)	
198 101-3000	CLAIM ON CASH/GRANT FUND	0.00	
TOTAL 198-HURRICANE HARVEY DR#4332		(2,503,579.84)	0.00
TXDOT MCCOY RD RECONST			
=====			
199 101-2000	CLAIM ON CASH-TXDOT MCCOY RD	(27,751.08)	
TOTAL 199-TXDOT MCCOY RD RECONST		(27,751.08)	0.00
ROAD AND BRIDGE FUND/PCT			
=====			
201 101-2000	CLAIM ON CASH-R&B PCT #1	519,818.92	
TOTAL 201-ROAD & BRIDGE FUND PCT 1		519,818.92	0.00
ROAD AND BRIDGE FUND/PCT			
=====			
202 101-2000	CLAIM ON CASH-R&B PCT #2	1,047,632.21	
TOTAL 202-ROAD & BRIDGE FUND PCT 2		1,047,632.21	0.00
ROAD AND BRIDGE FUND/PCT			
=====			
203 101-2000	CLAIM ON CASH-R&B PCT #3	1,756,799.34	
TOTAL 203-ROAD & BRIDGE FUND PCT 3		1,756,799.34	0.00

FUND ACCT. NO.	ACCOUNT NAME	CASH	INVESTMENTS
ROAD AND BRIDGE FUND/PCT			
=====			
204 101-2000	CLAIM ON CASH-R&B PCT #4	405,635.84	
TOTAL 204-ROAD & BRIDGE FUND PCT 4		405,635.84	0.00
CAPITAL CREDITS FUND			
=====			
215 101-2000	CLAIM ON CASH-CAPITAL CREDITS	227,324.92	
TOTAL 215-CAPITAL CREDITS FUND		227,324.92	0.00
JUVENILE RESTITUTION			
=====			
221 101-2000	CLAIM ON CASH-JUVEN.RESTITUT.	92.18	
TOTAL 221-JUVENILE RESTITUTION		92.18	0.00
JUVENILE PROBATION FUND			
=====			
231 101-2000	CLAIM ON CASH-JUVEN PROBAT.	(351,855.95)	
TOTAL 231-JUVENILE PROBATION PD		(351,855.95)	0.00
DRUG COURTS PROGRAMS			
=====			
240 101-2000	CLAIM ON CASH-DRUG CRT PROG	15,613.03	
TOTAL 240-DRUG COURTS PROGRAM		15,613.03	0.00
24TH JUDICIAL DIST PROB			
=====			
241 101-2000	CLAIM ON CASH-24 JUD DIST PROB	396.34	
TOTAL 241-24TH JUDICIAL DIST. PROB		396.34	0.00
JUSTICE TECHNOLOGY FUND			
=====			
281 101-2000	CLAIM ON CASH-JUSTICE TECH.	13,304.39	
TOTAL 281-JUSTICE TECHNOLOGY FD.		13,304.39	0.00

FUND ACCT. NO.	ACCOUNT NAME	CASH	INVESTMENTS
FAMILY PROTECTION FEE FD =====			
282 101-2000	CLAIM ON CASH-FAM PROTECT FEE	3,780.00	
TOTAL 282-FAMILY PROTECTION FEE FD		3,780.00	0.00
CO/DIST TECHNOLOGY FD =====			
283 101-2000	CLAIM ON CASH-CO/DIST TECHNOL	16,894.71	
TOTAL 283-CO/DIST TECHNOLOGY FD		16,894.71	0.00
CDA PROCESSING FEE FUND =====			
300 101-2000	CLAIM ON CASH-CDA PROCESS FEE	11,216.83	
TOTAL 300-CDA PROCESSING FEE FUND		11,216.83	0.00
BOND FORFEITURE COMM =====			
301 101-2000	CLAIM ON CASH-BOND FORFEITURE	17,334.54	
TOTAL 301-BOND FORFEITURE COMM		17,334.54	0.00
CDA STATE JUDICIARY FUND =====			
302 101-2000	CLAIM ON CASH-CDA STATE JUD.	0.00	
TOTAL 302-CDA STATE JUDICIARY FUND		0.00	0.00
CDA VICTIMS ASSISTANCE GR =====			
305 101-2000	CLAIM ON CASH-CDA VICTIMS ASST	0.00	
TOTAL 305-CDA VICTIMS ASSIST GRANT		0.00	0.00
VICTIM COORD/LIASON GNT =====			
306 101-2000	CLAIM ON CASH-SO VICT COORD	(440.80)	
TOTAL 306-VICTIM COORD/LIASON GNT		(440.80)	0.00

FUND	ACCT. NO.	ACCOUNT NAME	CASH	INVESTMENTS
TEXAS VINE GRANT				
=====				
308	101-2000	CLAIM ON CASH-TX VINE GRANT	0.00	
TOTAL 308-TEXAS VINE GRANT			0.00	0.00
4/H ACTIVITY CENTER				
=====				
310	101-2000	CLAIM ON CASH-4/H ACTIVITY CNT	7,435.26	
TOTAL 310-4/H ACTIVITY CENTER			7,435.26	0.00
AIRPORT FUND				
=====				
321	101-2000	CLAIM ON CASH-AIRPORT FUND	(168,097.22)	
321	101-3000	CASH IN BANK/AIRPORT DRAFTING	99,922.45	
321	151-1000	TREASURY BILLS		0.00
321	151-1001	TEXPOOL INVESTMENTS		0.00
321	151-1005	LOCAL GOVT. INVEST COOP		0.00
TOTAL 321-AIRPORT FUND			(68,174.77)	0.00
AIRPORT GRANT FUND				
=====				
322	101-2000	CLAIM ON CASH-AIRPORT GRANT	(94,614.51)	
TOTAL 322-AIRPORT GRANT FUND			(94,614.51)	0.00
AIRPORT CAPITAL PROJECTS				
=====				
323	101-2000	CLAIM ON CASH-AIRP CAPITAL PRO	0.00	
TOTAL 323-AIRPORT CAPITAL PROJECTS			0.00	0.00
SPECIAL SERVICE FUND				
=====				
330	101-2000	CLAIM ON CASH-SPECIAL SERVICE	438,808.46	
TOTAL 330-SPECIAL SERVICE FUND			438,808.46	0.00

FUND	ACCT. NO.	ACCOUNT NAME	CASH	INVESTMENTS
STONEGARDEN GRANT				
=====				
336	101-2000	CLAIM ON CASH-STONEGARDEN GNT	(123,734.97)	
TOTAL 336-STONEGARDEN 2010SST0-0008			(123,734.97)	0.00
=====				
BYRNE JAG PROGRAM				
=====				
339	101-2000	CLAIM ON CASH-BYRNE JAG PROG	0.00	
TOTAL 339- BYRNE JAG PROGRAM			0.00	0.00
=====				
HIGH INTENSITY DRUG TRAF				
=====				
340	101-2000	CLAIM ON CASH-HIGH INTENSITY	(8,870.05)	
TOTAL 340-HIGH INTENSITY DRUG TRAFF			(8,870.05)	0.00
=====				
GCRPC SOLID WASTE GRANT				
=====				
341	101-2000	CLAIM ON CASH-GCRPC SOLID WAST	(7,808.00)	
TOTAL 341-GCRPC SOLID WASTE GRNT			(7,808.00)	0.00
=====				
RIFLE REST BODY ARM GNT				
=====				
343	101-2000	CLAIM ON CASH-RIFLE RESIT BODY	0.00	
TOTAL 343-RIFLE RESIT BODY ARMOR GN			0.00	0.00
=====				
TXCDBG WCIDI BLOOMINGTON				
=====				
346	101-2000	CLAIM ON CASH-WCIDI BLOOMING	0.00	
TOTAL 346-TXCDBG GNT-WCIDI BLOOM.			0.00	0.00
=====				
STATE FEE ACCOUNT				
=====				
350	101-2000	CLAIM ON CASH-STATE FEE FD	159,654.00	
TOTAL 350-STATE FEE ACCOUNT			159,654.00	0.00
=====				

FUND	ACCT. NO.	ACCOUNT NAME	CASH	INVESTMENTS
MENTAL HLTH PEACE OFF FD				
=====				
356	101-2000	CLAIM ON CASH-MENTAL SO/GB	(12,220.77)	
TOTAL 356-MENTAL HEALTH PEACE OFF			(12,220.77)	0.00

BISD SCHOOL RESOURCE OFF				
=====				
358	101-2000	CLAIM ON CASH-BISD SCHL RESOUR	(5,101.42)	
TOTAL 358-BISD SCHOOL RESOURCE OFF			(5,101.42)	0.00

SHERIFF'S FORFEITURE FD				
=====				
360	101-2000	CLAIM ON CASH-SHERIFF FORFEIT	491,905.55	
360	151-1001	TEXPOOL INVESTMENTS		0.00
360	151-1005	LOCAL GOVT. INVEST. COOP.		0.00
TOTAL 360-SHERIFF'S FORFEITURE FUND			491,905.55	0.00

SHERIFF'S DONATION FUND				
=====				
361	101-2000	CLAIM ON CASH-SHERIFF DONATION	511.76	
TOTAL 361-SHERIFF'S DONATION FUND			511.76	0.00

SHER DOJ FEDERAL FORFEIT				
=====				
362	101-2000	CLAIM ON CASH-SO DOJ FED FORFE	298,595.06	
TOTAL 362-SHERIFF DOJ FED. FORFEIT.			298,595.06	0.00

CDA CONTRABAND FORFEITURE				
=====				
370	101-2000	CLAIM ON CASH-CDA CONTRA FORF	632,481.65	
370	151-1005	LOCAL GOVT. INVEST. COOP.		0.00
TOTAL 370-CDA CONTRABAND FORFEITURE			632,481.65	0.00

CDA DOJ EQUITABLE SHARE				
=====				
371	101-2000	CLAIM ON CASH-CDA DOJ EQUIT	1,066.62	
TOTAL 371-CDA DOJ EQUITABLE SHARE			1,066.62	0.00

FUND ACCT. NO.	ACCOUNT NAME	CASH	INVESTMENTS
SHERIFF DOT FEDERAL FORF			
=====			
372 101-2000	CLAIM ON CASH-SO DOT FED FORF.	82,309.33	
TOTAL 372-SHERIFF DOT FEDERAL FORF		82,309.33	0.00

SHERIFF COMMISSARY FUND			
=====			
380 101-2000	CLAIM ON CASH-SHER. COMMISSARY	238,247.57	
TOTAL 380-SHERIFF COMMISSARY FUND		238,247.57	0.00

JUVENILE COMMISSARY FUND			
=====			
390 101-2000	CLAIM ON CASH-JUV COMMISSARY	6,870.12	
TOTAL 390-JUVENILE COMMISSARY FUND		6,870.12	0.00

VISD SRO REIMBURSEMENT			
=====			
395 101-2000	CLAIM ON CASH-VISD SRO REIME	(88,158.12)	
TOTAL 395-VISD SRO REIMBURSEMENT		(88,158.12)	0.00

HEALTH INSURANCE FUND			
=====			
410 101-2000	CLAIM ON CASH-HEALTH INSUR	512,281.21	
410 101-3000	CASH IN BANK/BOON CHAPMAN	963.14	
TOTAL 410-HEALTH INSURANCE FUND		513,244.35	0.00

EMPLOYEE BENEFIT FUND			
=====			
420 101-2000	CLAIM ON CASH-EMPLOYEE BENEF	6,925.30	
TOTAL 420-EMPLOYEE BENEFIT FUND		6,925.30	0.00

ELECTIONS ADM SPECIAL			
=====			
450 101-2000	CLAIM ON CASH-ELECT ADM SPEC	(4,197.80)	
TOTAL 450-ELECTIONS ADM SPECIAL		(4,197.80)	0.00

FUND	ACCT. NO.	ACCOUNT NAME	CASH	INVESTMENTS
ELECTIONS CHAPTER 19				
=====				
457	101-2000	CLAIM ON CASH-ELECT CHAPT 19	(978.38)	
TOTAL 457-ELECTIONS CHAPTER 19 FD			(978.38)	0.00

TAX ASSESSOR SPECIAL				
=====				
499	101-3000	FVNB SPECIAL INVENTORY ACCT.	557,951.39	
TOTAL 499-TAX ASSESSOR SPECIAL			557,951.39	0.00

HISTORICAL COMMISSION				
=====				
500	101-2000	CLAIM ON CASH-HISTORICAL COMM	24,639.18	
TOTAL 500-HISTORICAL COMMISSION			24,639.18	0.00

CHILD WELFARE BOARD				
=====				
515	101-2000	CLAIM ON CASH-CHILD WELFARE BD	41,765.24	
TOTAL 515-CHILD WELFARE BOARD			41,765.24	0.00

DEBT SERVICE				
=====				
700	101-2000	CLAIM ON CASH-DEBT SERVICE	458,284.19	
TOTAL 700-DEBT SERVICE			458,284.19	0.00

LAW LIBRARY FUND				
=====				
720	101-2000	CLAIM ON CASH-LAW LIBRARY FD	55,715.42	
TOTAL 720-LAW LIBRARY FUND			55,715.42	0.00

VICTORIA HEALTH DEPT				
=====				
800	101-2000	CLAIM ON CASH-HEALTH DEPT	(335,546.49)	
800	101-3000	CASH IN BANK/HLTH 340B DRAFT.	10,169.86	
TOTAL 800-VICTORIA HEALTH DEPT.			(325,376.63)	0.00

FUND ACCT. NO.	ACCOUNT NAME	CASH	INVESTMENTS
TX A&M UNIV HLTH SCIENCE			
=====			
801 101-2000	CLAIM ON CASH-TX A&M HLTH SCI	0.00	
TOTAL 801-TX A&M UNIV HLTH SCIENCE		0.00	0.00

MEDICAID ADM CLAIM FD			
=====			
802 101-2000	CLAIM ON CASH-MEDICAID ADM CLM	15,996.07	
TOTAL 802-MEDICAID ADM CLAIMS FD		15,996.07	0.00

TEXAS HOME VISITING GNT			
=====			
803 101-2000	CLAIM ON CASH-TX HOME VISITING	(100,176.49)	
TOTAL 803-TEXAS HOME VISITING GRANT		(100,176.49)	0.00

HOGG FOUNDATION GRANT			
=====			
804 101-2000	CLAIM ON CASH-HOGG FOUNDAT.	133,801.48	
TOTAL 804-HOGG FOUNDATION GNT		133,801.48	0.00

VICTORIA WIC PROGRAM			
=====			
810 101-2000	CLAIM ON CASH-WIC PROGRAM	(101,801.69)	
TOTAL 810-VICTORIA WIC PROGRAM		(101,801.69)	0.00

FLEXIBLE BENEFITS PLAN			
=====			
870 101-2000	CASH-FLEX BEN-DENTAL,LIFE,VSN	4,561.19	
870 101-3000	CASH IN BANK/PROSPERITY BANK	43,305.91	
TOTAL 870-FLEXIBLE BENEFITS PLAN		47,867.10	0.00

LEOSE FUND			
=====			
880 101-2000	CLAIM ON CASH-LEOSE FUND	54,694.58	
TOTAL 880-LEOSE FUND		54,694.58	0.00

FUND ACCT. NO.	ACCOUNT NAME	CASH	INVESTMENTS
TOTAL CASH AND INVESTMENTS		39,952,762.69 =====	9,487,576.34 =====
*** END OF REPORT ***			
	Pooled Cash	<u>(19,563,594.78)</u>	<u>9,487,576.34</u>
		20,389,167.91	9,487,576.34

FUND	ACCT. NO.	ACCOUNT NAME	CASH	INVESTMENTS
VICTORIA COUNTY HOSPITAL				
=====				
820	101-1000	HOSPITAL FUND	31,273,705.40	
820	101-2004	CMC 125 PLAN	152,626.64	
820	101-3000	CMC ACCTS PAYABLE	(711,135.83)	
820	101-4000	CMC PAYROLL	443.99	
820	101-4100	CMC MEDICAL PROFESS #214125768	100.03	
820	101-4105	CMC MEDICAL PROFESS #217301213	961,664.58	
820	101-4200	CMC WEIGHT MANAGEMENT CNTR	363,875.18	
820	101-4300	CMC HOME HEALTH AGENCY	906,316.17	
820	101-5001	ARBORETUM NURSE /REHAB/WINNIE	0.00	
820	101-5002	MATAGORDA NURSING & REHAB	98,505.56	
820	101-5003	TWIN PINES NURSING & REHAB	179,889.65	
820	101-5004	SHADY OAKS NURSING & REHAB	40,261.23	
820	101-5005	AMISTAD NURSING & REHAB	0.00	
820	101-5006	GANADO NURSING & REHAB	63,675.84	
820	101-5007	CUERO NURSING & REHAB	0.00	
820	101-5008	STEVENS NURSE & REHAB/HALLETTS	0.00	
820	101-5009	PORT LAVACA NURSING & REHAB	0.00	
820	101-5010	SOUTHBROOKE NURSING & REHAB	0.00	
820	101-5011	WHARTON NURSING & REHAB	854.00	
820	101-5012	YOAKUM NURSING & REHAB	0.00	
820	101-5100	CUERO NURSING & REHAB-HUD	132,280.28	
820	101-5105	STEVENS NURSE & REHAB-HUD	95,729.00	
820	101-5110	PORT LAVACA NURSE & REHAB-HUD	207,110.08	
820	101-5115	SOUTHBROOKE NURSE&REHAB-HUD	64,847.52	
820	101-5120	WHARTON NURSING& REHAB-HUD	191,636.67	
820	101-5125	YOAKUM NURSING & REHAB-HUD	39,523.38	
820	151-1004	CERTIFICATES OF DEPOSIT		0.00
820	151-1005	LOCAL GOVT. INVEST. COOP.		0.00
TOTAL 820-VICTORIA COUNTY HOSPITAL			34,061,909.37	0.00
			-----	-----
			-----	-----
TOTAL CASH AND INVESTMENTS			34,061,909.37	0.00
			=====	=====

*** END OF REPORT ***

INTEREST EARNED STATEMENT
AUGUST 2018

FUND	FUND NAME	2015	2016	2017	2018 YR TO DATE	CURRENT MONTH
100	GENERAL FUND	132,753.81	141,158.01	241,299.13	303,583.11	37,686.44
200	ROAD & BRIDGE FUND	22,985.61	25,906.60	45,426.58	53,252.42	5,838.35
700	DEBT SERVICE	2,888.49	2,957.82	5,097.08	6,869.60	800.47
770	CAPITAL PROJECTS	16716.80	8745.15	471.42	0.00	0.00
	Sub-Total Budgeted Funds	175,344.71	178,767.58	292,294.21	363,705.13	44,325.26
119	CLERK'S ARCHIVE	225.59	907.32	2307.04	3,268.98	509.09
240	DRUG COURTS PROGRAM	78.21	82.26	173.24	170.28	23.20
300	CDA PROCESSING FEE	67.69	71.58	59.85	114.05	12.59
310	4-H ACTIVITY CENTER	89.05	75.33	116.80	75.70	11.05
320	AIRPORT	0.00	0.00	0.00	0.00	0.00
321	AIRPORT	443.31	452.30	1122.56	1,521.27	180.33
330	SPECIAL SERVICE	1166.83	4351.37	7514.85	6,730.63	575.93
360	SHERIFF'S FORFEITURE	594.00	438.82	2052.00	4,275.91	661.41
361	SHERIFF'S DONATION	3.11	0.00	5.80	5.21	0.76
362	SHERIFF'S DOJ	0.00	0.00	2997.98	3,075.60	443.76
370	CDA CONTRABAND FORFEIT.	2236.01	1762.99	4715.79	6,623.41	1,026.61
371	CDA DOJ EQUITABLE SHARE	5.18	5.20	9.53	10.88	1.59
372	SHERIFF DOT FED FORFEIT	489.88	496.00	1241.51	848.32	122.84
380	SHERIFF COMMISSARY	679.59	994.68	2205.77	2,356.48	356.52
390	JUVENILE COMMISSARY	30.48	31.55	59.50	69.13	10.17
410	HEALTH INSURANCE	1631.10	1165.44	1713.18	6,491.80	919.30
450	ELECTION ADMINISTRATOR	50.48	25.19	133.05	131.91	0.00
499	TAX ASSESSOR SPECIAL	1331.38	1286.14	3661.65	3,525.95	841.96
500	HISTORICAL COMMISSION	94.69	101.10	220.43	257.34	36.62
800	HEALTH DEPT DRAFTING	0.00	0.00	62.08	107.78	16.30
870	FLEXIBLE BENEFIT PLAN	53.41	75.17	294.02	422.78	70.07
820	HOSPITAL	354089.26	232331.08	367951.98	315,999.01	51,504.70
820	CMC 125 PLAN	274.40	314.75	1,093.16	1,538.55	237.11
830	CMC ACCOUNTS PAYABLE	9980.45	8,506.89	13,044.15	11,956.50	1,619.07
840	CMC PAYROLL	2047.24	2,244.93	3,472.13	4,436.46	443.99
820	CMC MEDICAL PROFESSIONAL	12823.46	23,236.23	59,584.77	62,026.19	881.55
890	CMC FUNDED DEPRECIATION	0.00	0.00	0.00	0.00	0.00
820	CMC HOME HEALTH	0.00	0.00	1,525.34	7,377.29	1,352.47
820	CMC WEIGHT MGMT	0.00	0.00	1,968.76	3,561.36	577.42
820	CMC NURSING HOMES	4263.58	3,072.85	9,234.03	15,709.27	2,262.51
950	NAVIGATION DISTRICT	27397.88	16,176.19	33,379.58	50,594.46	7,593.33
950	NAVIG CONSTRUCTION 2012A	7.58	0.26	0.89	1.19	0.18
950	NAVIG. CONSTRUCTION 2015	6452.40	40,712.19	69,060.52	78,552.55	11,407.66
950	NAVIG 2012A/B INT& SINKING	500.96	1,042.11	2,899.92	4,290.98	328.00
950	NAVIG. INTEREST & SINKING	104.93	33.22	29.89	13.24	2.47
	TOTAL	602,556.84	518,760.72	886,205.96	959,845.59	128,355.82